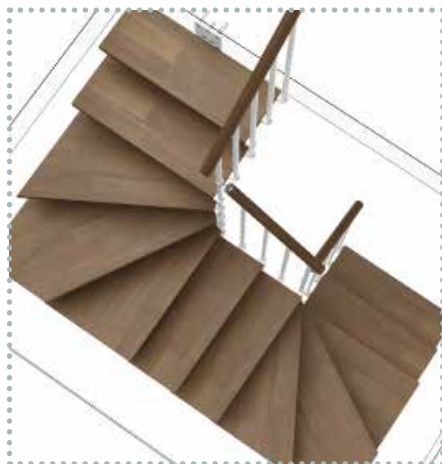



MODULARIS

CONFIGURAZIONE 2 GIRI CON 12 GRADINI



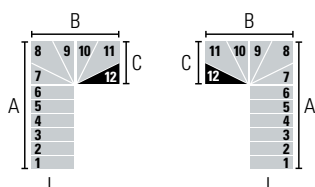
LEGENDA:

- Gradino di arrivo al piano superiore
- Altri gradini

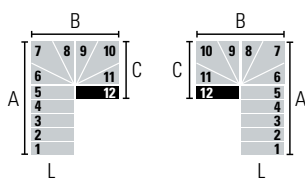
Attraverso le seguenti configurazioni è possibile determinare il senso di salita, l'entrata e l'uscita della scala in base al numero di gradini.

Le misure indicano l'ingombro a terra della scala.

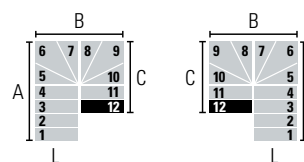
12 GRADINI (13 ALZATE) • Altezza tra i piani: Min. 241 cm - Max. 289 cm (Max. 313 cm con accessorio "Distanziali Extra")



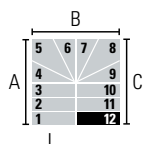
L (cm)	A (cm)		B (cm)		C (cm)	
	Min	Max	Min	Max	Min	Max
65	186,5	199	124	-	69	-
75	196,5	209	144	-	79	-
85	223	234	164	-	89	-
95	232	244	184	-	99	-



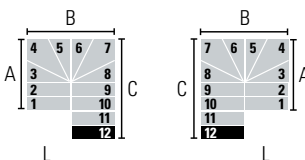
L (cm)	A (cm)		B (cm)		C (cm)	
	Min	Max	Min	Max	Min	Max
65	166,5	176,5	124	-	90	-
75	176,5	186,5	144	-	100	-
85	200	209	164	-	110	-
95	209	219	184	-	120	-



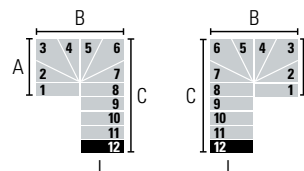
L (cm)	A (cm)		B (cm)		C (cm)	
	Min	Max	Min	Max	Min	Max
65	146,5	154	124	-	110	112,5
75	156,5	164	144	-	120	122,5
85	177	184	164	-	133	135
95	186	194	184	-	143	145



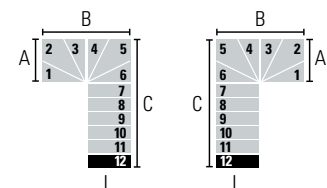
L (cm)	A (cm)		B (cm)		C (cm)	
	Min	Max	Min	Max	Min	Max
65	126,5	131,5	124	-	130	135
75	136,5	141,5	144	-	140	145
85	154	159	164	-	156	160
95	163	169	184	-	166	170



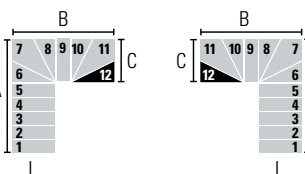
L (cm)	A (cm)		B (cm)		C (cm)	
	Min	Max	Min	Max	Min	Max
65	106,5	109	124	-	150	157,5
75	116,5	119	144	-	160	167,5
85	131	134	164	-	179	185
95	140	144	184	-	189	195



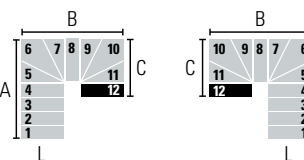
L (cm)	A (cm)		B (cm)		C (cm)	
	Min	Max	Min	Max	Min	Max
65	85,5	-	124	-	170	180
75	95,5	-	144	-	180	190
85	108	109	164	-	202	210
95	117	119	184	-	212	220



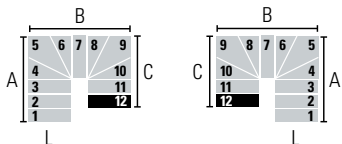
L (cm)	A (cm)		B (cm)		C (cm)	
	Min	Max	Min	Max	Min	Max
65	64	-	124	-	190	202,5
75	74	-	144	-	200	212,5
85	84	-	164	-	225	235
95	94	-	184	-	235	245



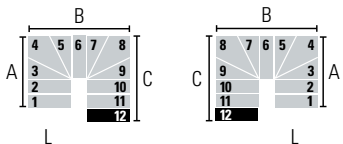
L (cm)	A (cm)		B (cm)		C (cm)	
	Min	Max	Min	Max	Min	Max
65	166,5	176,5	146,5	-	69	-
75	176,5	186,5	166,5	-	79	-
85	200	209	188	189	89	-
95	209	219	207	209	99	-



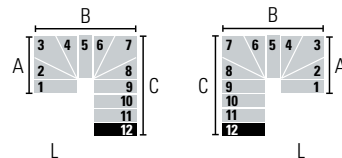
L (cm)	A (cm)		B (cm)		C (cm)	
	Min	Max	Min	Max	Min	Max
65	146,5	154	146,5	-	90	-
75	156,5	164	166,5	-	100	-
85	177	184	188	189	110	-
95	186	194	207	209	120	-



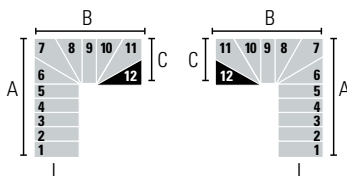
L (cm)	A (cm)		B (cm)		C (cm)	
	Min	Max	Min	Max	Min	Max
65	126,5	131,5	146,5	-	110	112,5
75	136,5	141,5	166,5	-	120	122,5
85	154	159	188	189	133	135
95	163	169	207	209	143	145



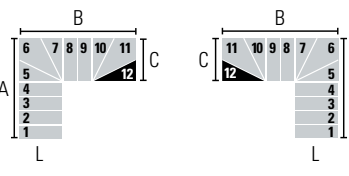
L (cm)	A (cm)		B (cm)		C (cm)	
	Min	Max	Min	Max	Min	Max
65	106,5	109	146,5	-	130	135
75	116,5	119	166,5	-	140	145
85	131	134	188	189	156	160
95	140	144	207	209	166	170



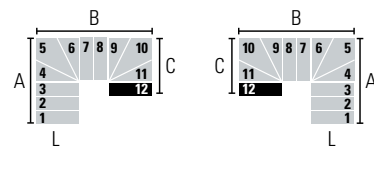
L (cm)	A (cm)		B (cm)		C (cm)	
	Min	Max	Min	Max	Min	Max
65	85,5	-	146,5	-	150	157,5
75	95,5	-	166,5	-	160	167,5
85	108	109	188	189	179	185
95	117	119	207	209	189	195



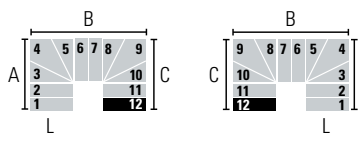
L (cm)	A (cm)		B (cm)		C (cm)	
	Min	Max	Min	Max	Min	Max
65	64	-	146,5	-	170	180
75	74	-	166,5	-	180	190
85	84	-	188	189	202	210
95	94	-	207	209	212	220



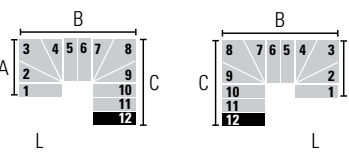
L (cm)	A (cm)		B (cm)		C (cm)	
	Min	Max	Min	Max	Min	Max
65	146,5	154	166,5	169	69	-
75	156,5	164	186,5	189	79	-
85	177	184	211	214	89	-
95	186	194	230	234	99	-



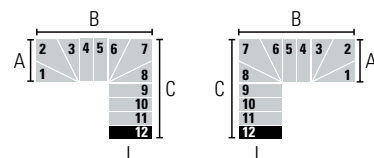
L (cm)	A (cm)		B (cm)		C (cm)	
	Min	Max	Min	Max	Min	Max
65	126,5	131,5	166,5	169	90	-
75	136,5	141,5	186,5	189	100	-
85	154	159	211	214	110	-
95	163	169	230	234	120	-



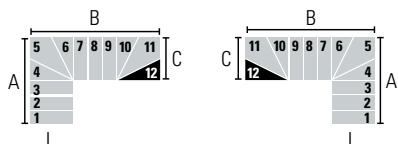
L (cm)	A (cm)		B (cm)		C (cm)	
	Min	Max	Min	Max	Min	Max
65	106,5	109	166,5	169	110	112,5
75	116,5	119	186,5	189	120	122,5
85	131	134	211	214	133	135
95	140	144	230	234	143	145



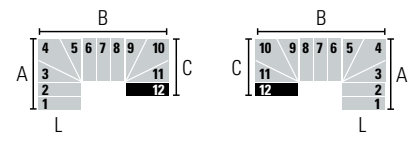
L (cm)	A (cm)		B (cm)		C (cm)	
	Min	Max	Min	Max	Min	Max
65	85,5	-	166,5	169	130	135
75	95,5	-	186,5	189	140	145
85	108	109	211	214	156	160
95	117	119	230	234	166	170



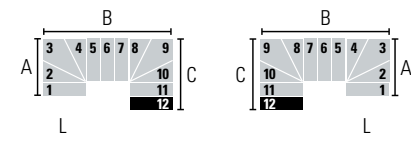
L (cm)	A (cm)		B (cm)		C (cm)	
	Min	Max	Min	Max	Min	Max
65	64	-	166,5	169	150	157,5
75	74	-	186,5	189	160	167,5
85	84	-	211	214	179	185
95	94	-	230	234	189	195



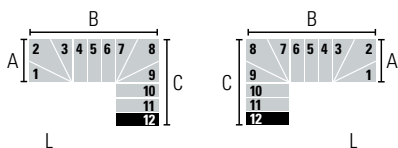
L (cm)	A (cm)		B (cm)		C (cm)	
	Min	Max	Min	Max	Min	Max
65	126,5	131,5	186,5	191,5	69	-
75	136,5	141,5	206,5	211,5	79	-
85	154	159	234	239	89	-
95	163	169	253	259	99	-



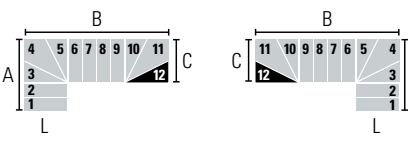
L (cm)	A (cm)		B (cm)		C (cm)	
	Min	Max	Min	Max	Min	Max
65	106,5	109	186,5	191,5	90	-
75	116,5	119	206,5	211,5	100	-
85	131	134	234	239	110	-
95	140	144	253	259	120	-



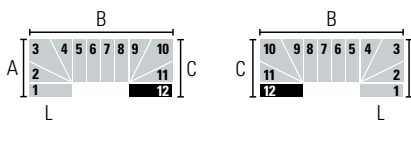
L (cm)	A (cm)		B (cm)		C (cm)	
	Min	Max	Min	Max	Min	Max
65	85,5	-	188,5	191,5	110	112,5
75	95,5	-	206	211,5	120	122,5
85	108	109	234	239	133	135
95	117	119	253	259	143	145



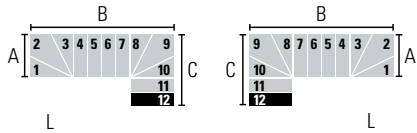
L (cm)	A (cm)		B (cm)		C (cm)	
	Min	Max	Min	Max	Min	Max
65	64	-	186,5	191,5	130	135
75	74	-	206,5	211,5	140	145
85	84	-	234	239	156	160
95	94	-	253	259	166	170



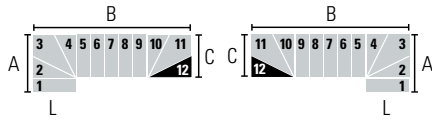
L (cm)	A (cm)		B (cm)		C (cm)	
	Min	Max	Min	Max	Min	Max
65	106,5	109	206,5	214	69	-
75	116,5	119	226,5	234	79	-
85	131	134	257	264	89	-
95	140	144	276	284	99	-



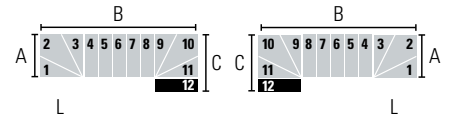
L (cm)	A (cm)		B (cm)		C (cm)	
	Min	Max	Min	Max	Min	Max
65	85,5	-	206,5	214	90	-
75	95,5	-	226,5	234	100	-
85	108	109	257	264	110	-
95	117	119	276	284	120	-



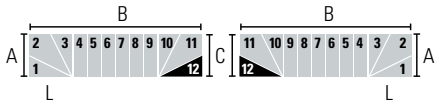
L (cm)	A (cm)		B (cm)		C (cm)	
	Min	-	Min	Max	Min	Max
65	64	-	206,5	214	110	112,5
75	74	-	226,5	234	120	122,5
85	84	-	257	264	133	135
95	94	-	276	284	143	145



L (cm)	A (cm)		B (cm)		C (cm)	
	Min	Max	Min	Max	Min	-
65	85,5	-	226,5	236,5	69	-
75	95,5	-	246,5	256,5	79	-
85	108	109	280	289	89	-
95	117	119	299	309	99	-



L (cm)	A (cm)		B (cm)		C (cm)	
	Min	-	Min	Max	Min	-
65	64	-	226,5	236,5	90	-
75	74	-	246,5	256,5	100	-
85	84	-	280	289	110	-
95	94	-	299	309	120	-



L (cm)	A (cm)		B (cm)		C (cm)	
	Min	-	Min	Max	Min	-
65	64	-	246,5	259	69	-
75	74	-	266,5	279	79	-
85	84	-	303	314	89	-
95	94	-	322	334	99	-