


MODULARIS

CONFIGURATION AVEC 2/4 TOURNANTS ET 13 MARCHES



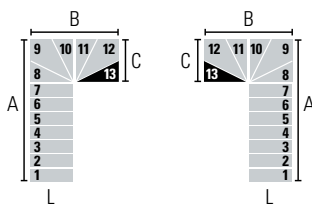
LÉGENDE:

- Marche d'arrivée à l'étage supérieur
- Autres marches

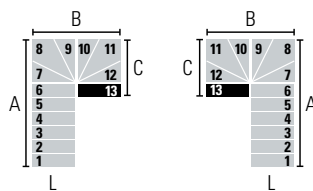
À travers les configurations suivantes, il est possible de déterminer le sens de montée, l'entrée et la sortie de l'escalier en fonction du nombre de marches.

Les mesures indiquent l'encombrement au sol de l'escalier.

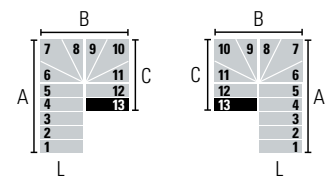
13 MARCHES (14 HAUTEUR) • Hauteur entre les étages: Min. 260 cm - Max. 311 cm (Max. 337 cm avec l'accessoire "Entretoises Extra")



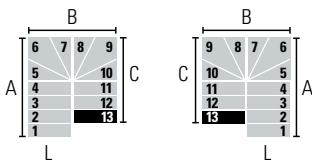
L (cm)	A (cm)		B (cm)		C (cm)	
	Min	Max	Min	-	Min	-
65	206,5	221,5	124	-	69	-
75	216,5	231,5	144	-	79	-
85	246	259	164	-	89	-
95	255	269	184	-	99	-



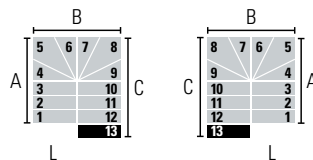
L (cm)	A (cm)		B (cm)		C (cm)	
	Min	Max	Min	-	Min	-
65	186,5	199	124	-	90	-
75	196,5	209	144	-	100	-
85	223	234	164	-	110	-
95	232	244	184	-	120	-



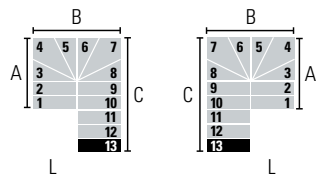
L (cm)	A (cm)		B (cm)		C (cm)	
	Min	Max	Min	-	Min	Max
65	166,5	176,5	124	-	110	112,5
75	176,5	186,5	144	-	120	122,5
85	200	209	164	-	133	135
95	209	219	184	-	143	145



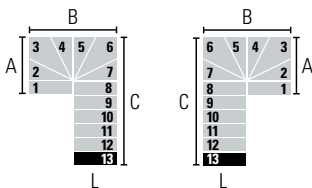
L (cm)	A (cm)		B (cm)		C (cm)	
	Min	Max	Min	-	Min	Max
65	146,5	154	124	-	130	135
75	156,5	164	144	-	140	145
85	177	184	164	-	156	160
95	186	194	184	-	166	170



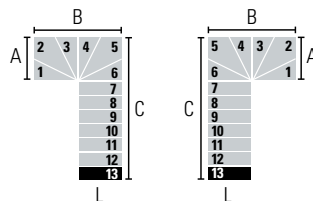
L (cm)	A (cm)		B (cm)		C (cm)	
	Min	Max	Min	-	Min	Max
65	126,5	131,5	124	-	150	157,5
75	136,5	141,5	144	-	160	167,5
85	154	159	164	-	179	185
95	163	169	184	-	189	195



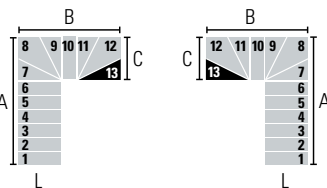
L (cm)	A (cm)		B (cm)		C (cm)	
	Min	Max	Min	-	Min	Max
65	106,5	109	124	-	170	180
75	116,5	119	144	-	180	190
85	131	134	164	-	202	210
95	140	144	184	-	212	220



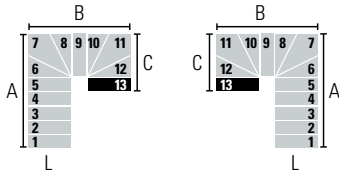
L (cm)	A (cm)		B (cm)		C (cm)	
	Min	Max	Min	-	Min	Max
65	85,5	-	124	-	190	202,5
75	95,5	-	144	-	200	212,5
85	108	109	164	-	225	235
95	117	119	184	-	235	245



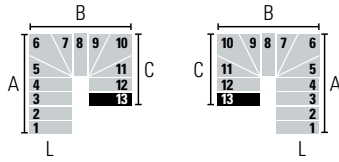
L (cm)	A (cm)		B (cm)		C (cm)	
	Min	-	Min	-	Min	Max
65	64	-	124	-	210	225
75	74	-	144	-	220	235
85	84	-	164	-	248	260
95	94	-	184	-	258	270



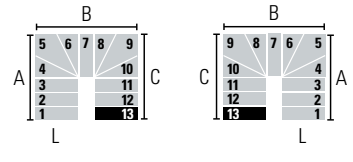
L (cm)	A (cm)		B (cm)		C (cm)	
	Min	Max	Min	Max	Min	-
65	186,5	199	146,5	-	69	-
75	196,5	209	166,5	-	79	-
85	223	234	188	189	89	-
95	232	244	207	209	99	-



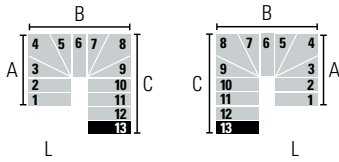
L (cm)	A (cm)		B (cm)		C (cm)	
	Min	Max	Min	Max	Min	Max
65	166,5	176,5	146,5	-	90	-
75	176,5	186,5	166,5	-	100	-
85	200	209	188	189	110	-
95	209	219	207	209	120	-



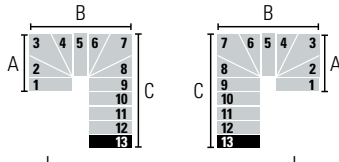
L (cm)	A (cm)		B (cm)		C (cm)	
	Min	Max	Min	Max	Min	Max
65	146,5	154	146,5	-	110	112,5
75	156,5	164	166,5	-	120	122,5
85	177	184	188	189	133	135
95	186	194	207	209	143	145



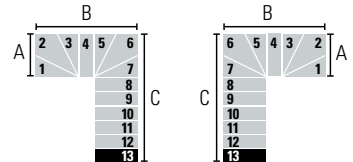
L (cm)	A (cm)		B (cm)		C (cm)	
	Min	Max	Min	Max	Min	Max
65	126,5	131,5	146,5	-	130	135
75	136,5	141,5	166,5	-	140	145
85	154	159	188	189	156	160
95	163	169	207	209	166	170



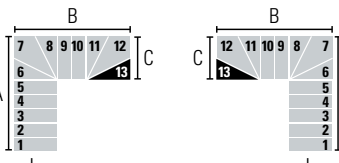
L (cm)	A (cm)		B (cm)		C (cm)	
	Min	Max	Min	Max	Min	Max
65	106,5	109	146,5	-	150	157,5
75	116,5	119	166,5	-	160	167,5
85	131	134	188	189	179	185
95	140	144	207	209	189	195



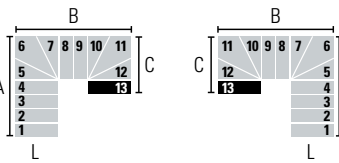
L (cm)	A (cm)		B (cm)		C (cm)	
	Min	Max	Min	Max	Min	Max
65	85,5	-	146,5	-	170	180
75	95,5	-	166,5	-	180	190
85	108	109	188	189	202	210
95	117	119	207	209	212	220



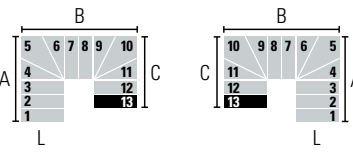
L (cm)	A (cm)		B (cm)		C (cm)	
	Min	Max	Min	Max	Min	Max
65	64	-	146,5	-	190	202,5
75	74	-	166,5	-	200	212,5
85	84	-	188	189	225	235
95	94	-	207	209	235	245



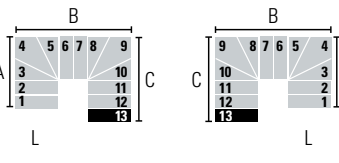
L (cm)	A (cm)		B (cm)		C (cm)	
	Min	Max	Min	Max	Min	Max
65	166,5	176,5	166,5	169	69	-
75	176,5	186,5	186,5	189	79	-
85	200	209	211	214	89	-
95	209	219	230	234	99	-



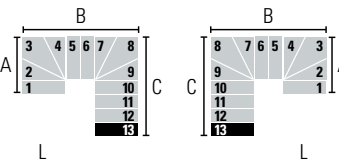
L (cm)	A (cm)		B (cm)		C (cm)	
	Min	Max	Min	Max	Min	Max
65	146,5	154	166,5	169	90	-
75	156,5	164	186,5	189	100	-
85	177	184	211	214	110	-
95	186	194	230	234	120	-



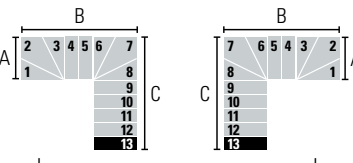
L (cm)	A (cm)		B (cm)		C (cm)	
	Min	Max	Min	Max	Min	Max
65	126,5	131,5	166,5	169	110	112,5
75	136,5	141,5	186,5	189	120	122,5
85	154	159	211	214	133	135
95	163	169	230	234	143	145



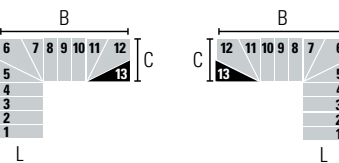
L (cm)	A (cm)		B (cm)		C (cm)	
	Min	Max	Min	Max	Min	Max
65	106,5	109	166,5	169	130	135
75	116,5	119	186,5	189	140	145
85	131	134	211	214	156	160
95	140	144	230	234	166	170



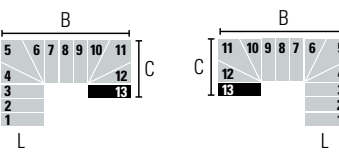
L (cm)	A (cm)		B (cm)		C (cm)	
	Min	Max	Min	Max	Min	Max
65	85,5	-	166,5	169	150	157,5
75	95,5	-	186,5	189	160	167,5
85	108	109	211	214	179	185
95	117	119	230	234	189	195



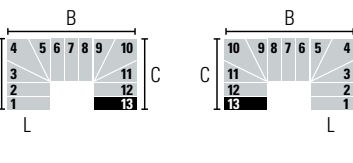
L (cm)	A (cm)		B (cm)		C (cm)	
	Min	Max	Min	Max	Min	Max
65	64	-	166,5	169	170	180
75	74	-	186,5	189	180	190
85	84	-	211	214	202	210
95	94	-	230	234	212	220



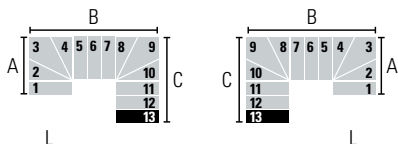
L (cm)	A (cm)		B (cm)		C (cm)	
	Min	Max	Min	Max	Min	Max
65	146,5	154	186,5	191,5	69	-
75	156,5	164	206,5	211,5	79	-
85	177	184	234	239	89	-
95	186	194	253	259	99	-



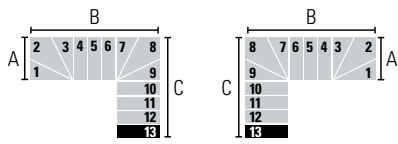
L (cm)	A (cm)		B (cm)		C (cm)	
	Min	Max	Min	Max	Min	Max
65	126,5	131,5	186,5	191,5	90	-
75	136,5	141,5	206,5	211,5	100	-
85	154	159	234	239	110	-
95	163	169	253	259	120	-



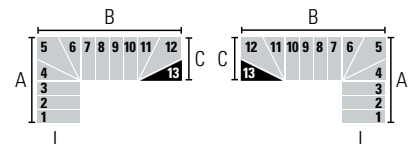
L (cm)	A (cm)		B (cm)		C (cm)	
	Min	Max	Min	Max	Min	Max
65	106,5	109	186,5	191,5	110	112,5
75	116,5	119	206,5	211,5	120	122,5
85	131	134	234	239	133	135
95	140	144	253	259	143	145



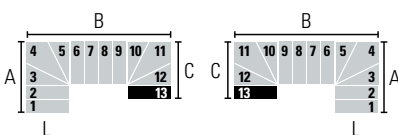
L (cm)	A (cm)		B (cm)		C (cm)	
	Min	Max	Min	Max	Min	Max
65	85,5	-	186,5	191,5	130	135
75	95,5	-	206,5	211,5	140	145
85	108	109	234	239	156	160
95	117	119	253	259	166	170



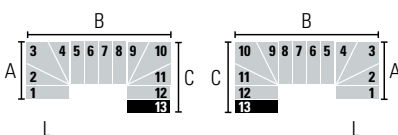
L (cm)	A (cm)		B (cm)		C (cm)	
	Min	-	Min	Max	Min	Max
65	64	-	186,5	191,5	150	157,5
75	74	-	206,5	211,5	160	167,5
85	84	-	234	239	179	185
95	94	-	253	259	189	195



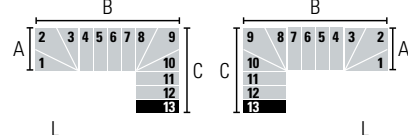
L (cm)	A (cm)		B (cm)		C (cm)	
	Min	Max	Min	Max	Min	-
65	126,5	131,5	206,5	214	69	-
75	136,5	141,5	226,5	234	79	-
85	154	159	257	264	89	-
95	163	169	276	284	99	-



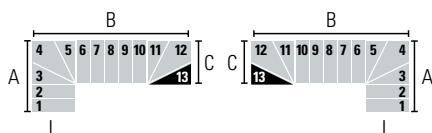
L (cm)	A (cm)		B (cm)		C (cm)	
	Min	Max	Min	Max	Min	-
65	106,5	109	206,5	214	90	-
75	116,5	119	226,5	234	100	-
85	131	134	257	264	110	-
95	140	144	276	284	120	-



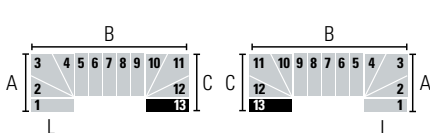
L (cm)	A (cm)		B (cm)		C (cm)	
	Min	Max	Min	Max	Min	Max
65	85,5	-	206,5	214	110	112,5
75	95,5	-	226,5	234	120	122,5
85	108	109	257	264	133	135
95	117	119	276	284	143	145



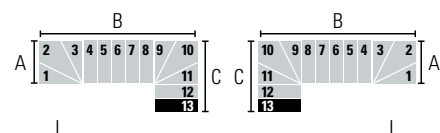
L (cm)	A (cm)		B (cm)		C (cm)	
	Min	-	Min	Max	Min	Max
65	64	-	206,5	214	130	135
75	74	-	226,5	234	140	145
85	84	-	257	264	156	160
95	94	-	276	284	166	170



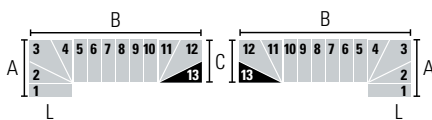
L (cm)	A (cm)		B (cm)		C (cm)	
	Min	Max	Min	Max	Min	-
65	106,5	109	226,5	236,5	69	-
75	116,5	119	246,5	256,5	79	-
85	131	134	280	289	89	-
95	140	144	299	309	99	-



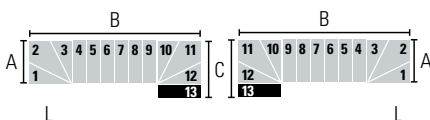
L (cm)	A (cm)		B (cm)		C (cm)	
	Min	Max	Min	Max	Min	-
65	85,5	-	226,5	236,5	90	-
75	95,5	-	246,5	256,5	100	-
85	108	109	280	289	110	-
95	117	119	299	309	120	-



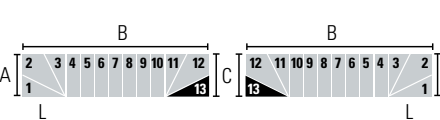
L (cm)	A (cm)		B (cm)		C (cm)	
	Min	-	Min	Max	Min	Max
65	64	-	226,5	236,5	110	112,5
75	74	-	246,5	256,5	120	122,5
85	84	-	280	289	133	135
95	94	-	299	309	143	145



L (cm)	A (cm)		B (cm)		C (cm)	
	Min	Max	Min	Max	Min	-
65	85,5	-	246,5	259	69	-
75	95,5	-	266,5	279	79	-
85	108	109	303	314	89	-
95	117	119	322	334	99	-



L (cm)	A (cm)		B (cm)		C (cm)	
	Min	-	Min	Max	Min	-
65	64	-	246,5	259	90	-
75	74	-	266,5	279	100	-
85	84	-	303	314	110	-
95	94	-	322	334	120	-



L (cm)	A (cm)		B (cm)		C (cm)	
	Min	-	Min	Max	Min	-
65	64	-	266,5	281,5	69	-
75	74	-	286,5	301,5	79	-
85	84	-	326	339	89	-
95	94	-	345	359	99	-