


# MODULARIS

## CONFIGURATION AVEC 2/4 TOURNANTS ET 11 MARCHES



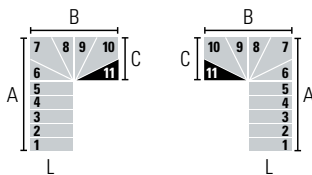
**LÉGENDE:**

- Marche d'arrivée à l'étage supérieur
- Autres marches

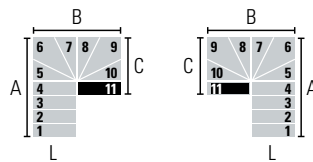
À travers les configurations suivantes, il est possible de déterminer le sens de montée, l'entrée et la sortie de l'escalier en fonction du nombre de marches.

Les mesures indiquent l'encombrement au sol de l'escalier.

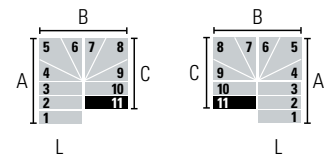
**11 MARCHES (12 HAUTEUR) • Hauteur entre les étages: Min. 223 cm - Max. 266 cm (Max. 288 cm avec l'accessoire "Entretoises Extra")**



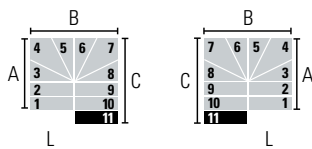
L (cm)	A (cm)		B (cm)		C (cm)	
	Min	Max	Min	Max	Min	Max
65	166,5	176,5	124	-	69	-
75	176,5	186,5	144	-	79	-
85	200	209	164	-	89	-
95	209	219	184	-	99	-



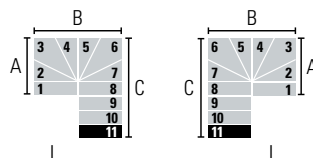
L (cm)	A (cm)		B (cm)		C (cm)	
	Min	Max	Min	Max	Min	Max
65	146,5	154	124	-	90	-
75	156,5	164	144	-	100	-
85	177	184	164	-	110	-
95	188	194	184	-	120	-



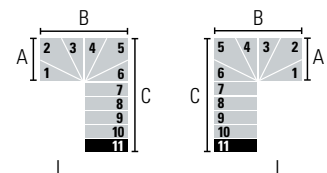
L (cm)	A (cm)		B (cm)		C (cm)	
	Min	Max	Min	Max	Min	Max
65	126,5	131,5	124	-	110	112,5
75	136,5	141,5	144	-	120	122,5
85	154	159	164	-	133	135
95	163	169	184	-	143	145



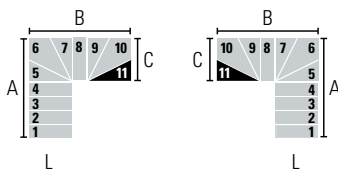
L (cm)	A (cm)		B (cm)		C (cm)	
	Min	Max	Min	Max	Min	Max
65	106,5	109	124	-	130	135
75	116,5	119	144	-	140	145
85	131	134	164	-	156	160
95	140	144	184	-	166	170



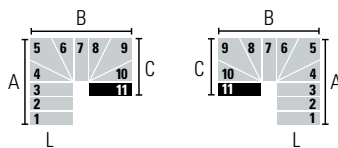
L (cm)	A (cm)		B (cm)		C (cm)	
	Min	Max	Min	Max	Min	Max
65	85,5	-	124	-	150	157,5
75	95,5	-	144	-	160	167,5
85	108	109	164	-	179	185
95	117	119	184	-	189	195



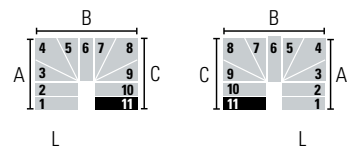
L (cm)	A (cm)		B (cm)		C (cm)	
	Min	Max	Min	Max	Min	Max
65	64	-	124	-	170	180
75	74	-	144	-	180	190
85	84	-	164	-	202	210
95	94	-	184	-	212	220



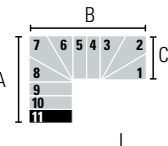
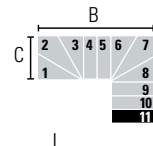
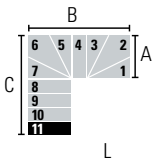
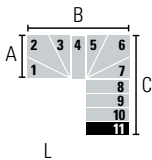
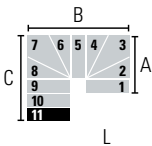
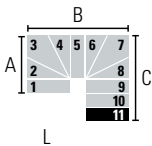
L (cm)	A (cm)		B (cm)		C (cm)	
	Min	Max	Min	Max	Min	Max
65	146,5	154	146,5	-	69	-
75	156,5	164	166,5	-	79	-
85	177	184	188	189	89	-
95	186	194	207	209	99	-



L (cm)	A (cm)		B (cm)		C (cm)	
	Min	Max	Min	Max	Min	Max
65	126,5	131,5	146,5	-	90	-
75	136,5	141,5	166,5	-	100	-
85	154	159	188	189	110	-
95	163	169	207	209	120	-



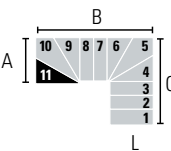
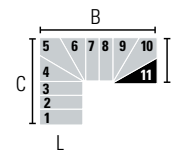
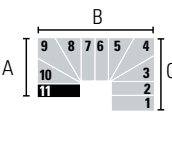
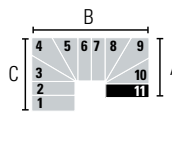
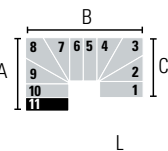
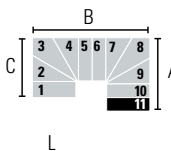
L (cm)	A (cm)		B (cm)		C (cm)	
	Min	Max	Min	Max	Min	Max
65	106,5	109	146,5	-	110	112,5
75	116,5	119	166,5	-	120	122,5
85	131	134	188	189	133	135
95	140	144	207	209	143	145



L (cm)	A (cm)		B (cm)		C (cm)	
	Min	Max	Min	Max	Min	Max
65	85,5	-	146,5	-	130	135
75	95,5	-	166,5	-	140	145
85	108	109	188	189	156	160
95	117	119	207	209	166	170

L (cm)	A (cm)		B (cm)		C (cm)	
	Min	Max	Min	Max	Min	Max
65	64	-	146,5	-	150	157,5
75	74	-	166,5	-	160	167,5
85	84	-	188	189	179	185
95	94	-	207	209	189	195

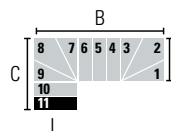
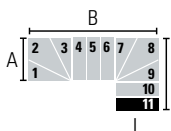
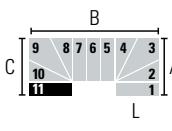
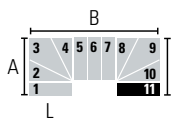
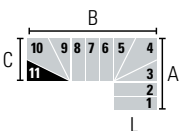
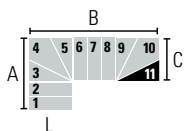
L (cm)	A (cm)		B (cm)		C (cm)	
	Min	Max	Min	Max	Min	Max
65	126,5	131,5	166,5	169	69	-
75	136,5	141,5	186,5	189	79	-
85	154	159	211	214	89	-
95	163	169	230	234	99	-



L (cm)	A (cm)		B (cm)		C (cm)	
	Min	Max	Min	Max	Min	Max
65	106,5	109	166,5	169	90	-
75	116,5	119	186,5	189	100	-
85	131	134	211	214	110	-
95	140	144	230	234	120	-

L (cm)	A (cm)		B (cm)		C (cm)	
	Min	Max	Min	Max	Min	Max
65	85,5	-	166,5	169	110	112,5
75	95,5	-	186,5	189	120	122,5
85	108	109	211	214	133	135
95	117	119	230	234	143	145

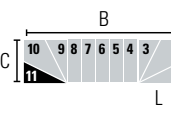
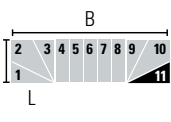
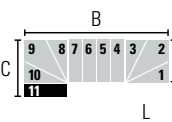
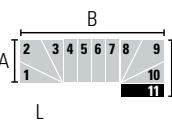
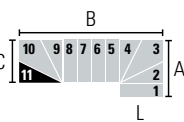
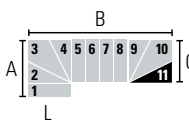
L (cm)	A (cm)		B (cm)		C (cm)	
	Min	Max	Min	Max	Min	Max
65	64	-	166,5	169	110	112,5
75	74	-	186,5	189	120	122,5
85	84	-	211	214	133	135
95	94	-	230	234	143	145



L (cm)	A (cm)		B (cm)		C (cm)	
	Min	Max	Min	Max	Min	Max
65	106,5	109	186,5	191,5	69	-
75	116,5	119	206,5	211,5	79	-
85	131	134	234	239	89	-
95	140	144	253	259	99	-

L (cm)	A (cm)		B (cm)		C (cm)	
	Min	Max	Min	Max	Min	Max
65	85,5	-	186,5	191,5	90	-
75	95,5	-	206,5	211,5	100	-
85	108	109	234	239	110	-
95	117	119	253	259	120	-

L (cm)	A (cm)		B (cm)		C (cm)	
	Min	Max	Min	Max	Min	Max
65	64	-	186,5	191,5	110	112,5
75	74	-	206,5	211,5	120	122,5
85	84	-	234	239	133	135
95	94	-	253	259	143	145



L (cm)	A (cm)		B (cm)		C (cm)	
	Min	Max	Min	Max	Min	Max
65	85,5	-	206,5	214	69	-
75	95,5	-	226,5	234	79	-
85	108	109	257	264	89	-
95	117	119	276	284	99	-

L (cm)	A (cm)		B (cm)		C (cm)	
	Min	Max	Min	Max	Min	Max
65	64	-	206,5	214	90	-
75	74	-	226,5	234	100	-
85	84	-	257	264	110	-
95	94	-	276	284	120	-

L (cm)	A (cm)		B (cm)		C (cm)	
	Min	Max	Min	Max	Min	Max
65	64	-	226,5	236,5	69	-
75	74	-	246,5	256,5	79	-
85	84	-	280	289	89	-
95	94	-	299	309	99	-