

ADAPTA

CONFIGURATION AVEC 2/4 TOURNANTS ET 11 MARCHES



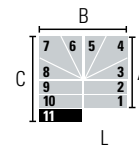
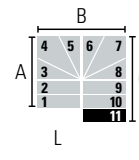
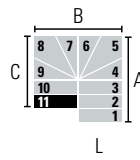
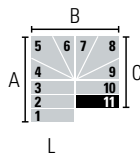
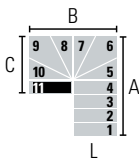
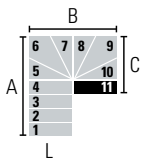
LÉGENDE:

- Marche d'arrivée à l'étage supérieur
- Autres marches

À travers les configurations suivantes, il est possible de déterminer le sens de montée, l'entrée et la sortie de l'escalier en fonction du nombre de marches.

Les mesures indiquent l'encombrement au sol de l'escalier.

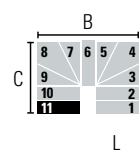
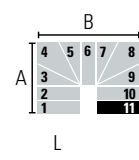
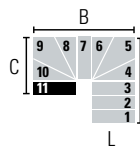
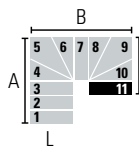
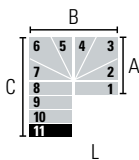
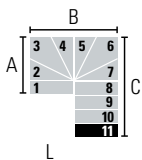
11 MARCHES (12 HAUTEUR) • Hauteur entre les étages: Min. 210 cm - Max. 264 cm (Max. 294 cm avec l'accessoire "Entretoises Extra")



L (cm)	A (cm)		B (cm)		C (cm)	
	Min	Max	Min	Max	Min	Max
74	170	180	150	156	99	103
84	180	190	170	176	109	113
94	190	200	190	196	119	123

L (cm)	A (cm)		B (cm)		C (cm)	
	Min	Max	Min	Max	Min	Max
74	147	155	150	156	122	128
84	157	165	170	176	132	138
94	167	175	190	196	142	148

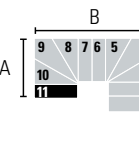
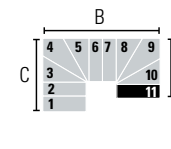
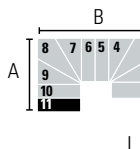
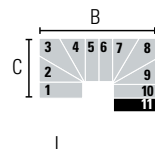
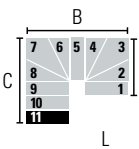
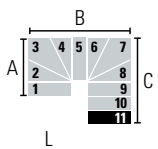
L (cm)	A (cm)		B (cm)		C (cm)	
	Min	Max	Min	Max	Min	Max
74	124	130	150	156	145	153
84	134	140	170	176	155	163
94	144	150	190	196	165	173



L (cm)	A (cm)		B (cm)		C (cm)	
	Min	Max	Min	Max	Min	Max
74	101	105	150	156	168	178
84	111	115	170	176	178	188
94	121	125	190	196	188	198

L (cm)	A (cm)		B (cm)		C (cm)	
	Min	Max	Min	Max	Min	Max
74	147	155	173	181	99	103
84	157	165	193	201	109	113
94	167	175	213	211	119	123

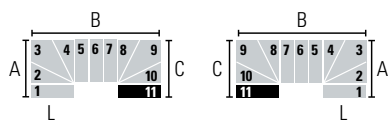
L (cm)	A (cm)		B (cm)		C (cm)	
	Min	Max	Min	Max	Min	Max
74	124	130	173	181	122	128
84	134	140	193	201	132	138
94	144	150	213	221	142	148



L (cm)	A (cm)		B (cm)		C (cm)	
	Min	Max	Min	Max	Min	Max
74	101	105	173	181	145	153
84	111	115	193	201	155	163
94	121	125	213	221	165	173

L (cm)	A (cm)		B (cm)		C (cm)	
	Min	Max	Min	Max	Min	Max
74	124	130	196	206	99	103
84	134	140	216	226	109	113
94	144	150	236	246	119	123

L (cm)	A (cm)		B (cm)		C (cm)	
	Min	Max	Min	Max	Min	Max
74	101	105	196	206	122	128
84	111	115	216	226	132	138
94	121	125	236	246	142	148



L (cm)	A (cm)		B (cm)		C (cm)	
	Min	Max	Min	Max	Min	Max
74	101	105	219	231	99	103
84	111	115	239	251	109	113
94	121	125	259	271	119	123