

ADAPTA

CONFIGURAZIONE 2 GIRI CON 13 GRADINI



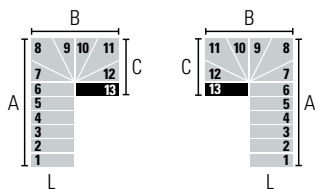
LEGENDA:

- Gradino di arrivo al piano superiore
- Altri gradini

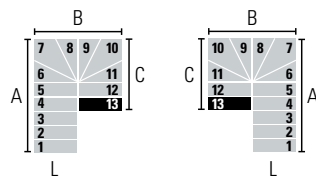
Attraverso le seguenti configurazioni è possibile determinare il senso di salita, l'entrata e l'uscita della scala in base al numero di gradini.

Le misure indicano l'ingombro a terra della scala.

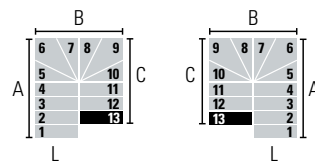
13 GRADINI (14 ALZATE) • Altezza tra i piani: Min. 245 cm - Max. 308 cm (Max. 343 cm con accessorio "Distanziali Extra")



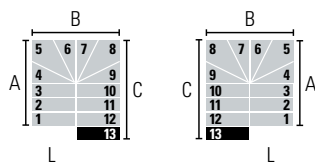
L (cm)	A (cm)		B (cm)		C (cm)	
	Min	Max	Min	Max	Min	Max
74	216	230	150	156	99	103
84	226	240	170	176	109	113
94	236	250	190	196	119	123



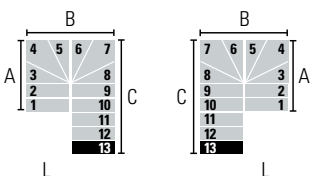
L (cm)	A (cm)		B (cm)		C (cm)	
	Min	Max	Min	Max	Min	Max
74	193	205	150	156	122	128
84	203	215	170	176	132	138
94	213	225	190	196	142	148



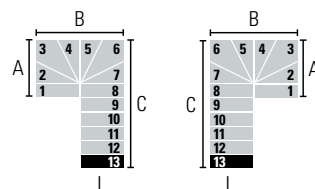
L (cm)	A (cm)		B (cm)		C (cm)	
	Min	Max	Min	Max	Min	Max
74	170	180	150	156	145	153
84	180	190	170	176	155	163
94	190	200	190	196	165	173



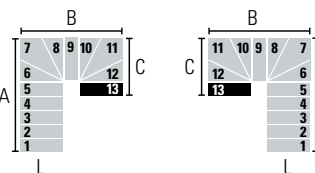
L (cm)	A (cm)		B (cm)		C (cm)	
	Min	Max	Min	Max	Min	Max
74	147	155	150	156	168	178
84	157	165	170	176	178	188
94	167	175	190	196	188	198



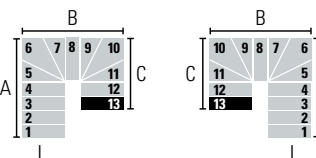
L (cm)	A (cm)		B (cm)		C (cm)	
	Min	Max	Min	Max	Min	Max
74	124	130	150	156	191	203
84	134	140	170	176	201	213
94	144	150	190	196	211	223



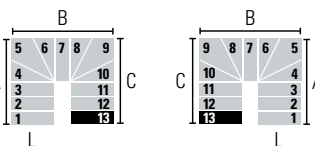
L (cm)	A (cm)		B (cm)		C (cm)	
	Min	Max	Min	Max	Min	Max
74	101	105	150	156	214	228
84	111	115	170	176	224	238
94	121	125	190	196	234	248



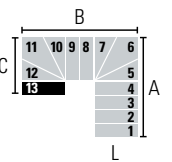
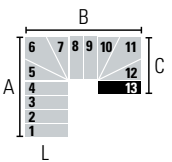
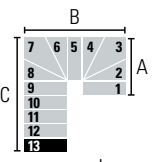
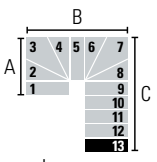
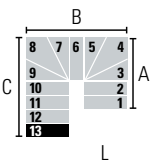
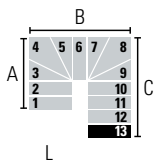
L (cm)	A (cm)		B (cm)		C (cm)	
	Min	Max	Min	Max	Min	Max
74	193	205	173	181	99	103
84	203	215	193	201	109	113
94	213	225	213	221	119	123



L (cm)	A (cm)		B (cm)		C (cm)	
	Min	Max	Min	Max	Min	Max
74	170	180	173	181	122	128
84	180	190	193	201	132	138
94	190	200	213	221	142	148



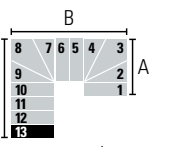
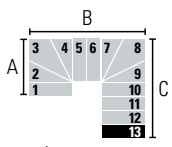
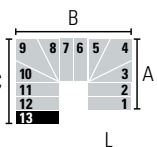
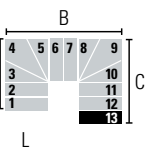
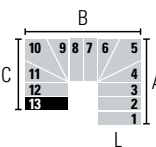
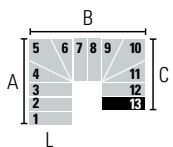
L (cm)	A (cm)		B (cm)		C (cm)	
	Min	Max	Min	Max	Min	Max
74	147	155	173	181	145	153
84	157	165	193	201	155	163
94	167	175	213	221	165	173



L (cm)	A (cm)		B (cm)		C (cm)	
	Min	Max	Min	Max	Min	Max
74	124	130	173	181	168	178
84	134	140	193	201	178	188
94	144	150	213	221	188	198

L (cm)	A (cm)		B (cm)		C (cm)	
	Min	Max	Min	Max	Min	Max
74	101	105	173	181	191	203
84	111	115	193	201	201	213
94	121	125	213	221	211	223

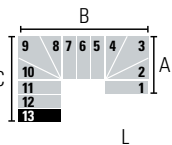
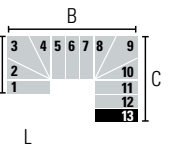
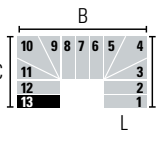
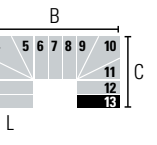
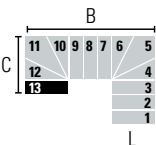
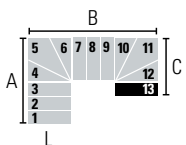
L (cm)	A (cm)		B (cm)		C (cm)	
	Min	Max	Min	Max	Min	Max
74	170	180	196	206	99	103
84	180	190	216	226	109	113
94	190	200	236	246	119	123



L (cm)	A (cm)		B (cm)		C (cm)	
	Min	Max	Min	Max	Min	Max
74	147	155	196	206	122	128
84	157	165	216	226	132	138
94	167	175	236	246	142	148

L (cm)	A (cm)		B (cm)		C (cm)	
	Min	Max	Min	Max	Min	Max
74	124	130	196	206	145	153
84	134	140	216	226	155	163
94	144	150	236	246	165	173

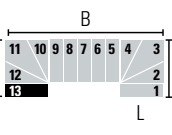
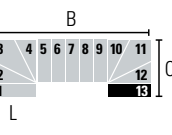
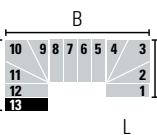
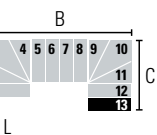
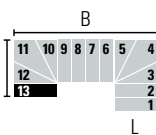
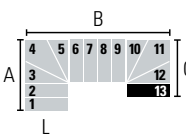
L (cm)	A (cm)		B (cm)		C (cm)	
	Min	Max	Min	Max	Min	Max
74	101	105	196	206	168	178
84	111	115	216	226	178	188
94	121	125	236	246	188	198



L (cm)	A (cm)		B (cm)		C (cm)	
	Min	Max	Min	Max	Min	Max
74	147	155	219	231	99	103
84	157	165	239	251	109	113
94	167	175	259	271	119	123

L (cm)	A (cm)		B (cm)		C (cm)	
	Min	Max	Min	Max	Min	Max
74	124	130	219	231	122	128
84	134	140	239	251	132	138
94	144	150	259	271	142	148

L (cm)	A (cm)		B (cm)		C (cm)	
	Min	Max	Min	Max	Min	Max
74	101	105	219	231	145	153
84	111	115	239	251	155	163
94	121	125	259	271	165	173



L (cm)	A (cm)		B (cm)		C (cm)	
	Min	Max	Min	Max	Min	Max
74	124	130	242	256	99	103
84	134	140	262	276	109	113
94	144	150	282	296	119	123

L (cm)	A (cm)		B (cm)		C (cm)	
	Min	Max	Min	Max	Min	Max
74	101	105	242	256	122	128
84	111	115	262	276	132	138
94	121	125	282	296	142	148

L (cm)	A (cm)		B (cm)		C (cm)	
	Min	Max	Min	Max	Min	Max
74	101	105	265	281	99	103
84	111	115	285	301	109	113
94	121	125	305	321	119	123