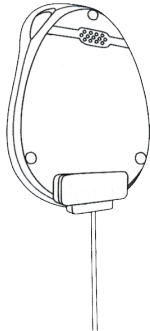


SOS-4G Manual

Charging your device:

- Place the magnetic USB Cable on the device charging contacts.
- The power indicator (red light) should blink when charging & remain solid when fully charged.



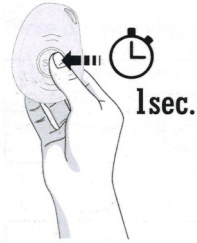
SMART MED ALERT

866-339-3827

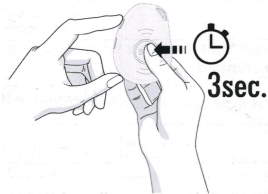
support@smartmedalert.com

www.smartmedalert.com

Power ON: Press the SOS Button for 1 second, all the LEDs will flash rapidly. The device can also be turned on automatically by placing it on the magnetic charger.



Power OFF: Press and hold the side button and SOS button together for 3 seconds until the LEDs turn off.



Activate an SOS Alarm: In case of an emergency, press the SOS button for 3-4 seconds till you hear a voice prompt activating an SOS Alarm and it will connect you to an operator. You can stop the SOS call by pressing the SOS button.



Fall Detection: When the device detects a fall it will automatically activate the SOS Alarm and connect you with an operator.