



# Curtis, LLC

## Pipe - Valves - Fittings

### Discount Sheet

6/14/2021

Category	Product:	Prod/Disc Group	Price List:	Effective Date:	Discount Multiplier:	
<b>1 - Pipe</b>	Copper Tubing	CT	5/10/2021	5/10/2021	Call for Quote	
	Coated Copper Tubing	CCO	4/21/2021	4/21/2021	0.90	
	Line Sets	LINE	3/1/2021	3/1/2021	Call for Quote	
	Steel Pipe	STP	5/21/2021	5/21/2021	X.40	
	Import Steel Pipe	ISTP	5/21/2021	5/21/2021	X.40	
	PVC Pipe	S40P	6/1/2021	6/1/2021	X1.00	
	PVC Sewer Pipe	PVSP	2/15/2021	2/15/2021	Net	
	CPVC Pipe	CPVT	6/1/2021	6/1/2021	Net	
	Sch 80 Pipe	S80P	6/1/2021	6/1/2021	Net	
	Polyethylene Water Pipe	PB	5/1/2018	5/1/2018	Net	
	Polyethylene Gas Pipe	PGP	5/1/2018	5/1/2018	Net	
	Flashshield SS Tubing	CST	5/1/2018	5/1/2018	Net	
	Insultube / Rubber	ITR	5/1/2018	5/1/2018	X.95	
	Insultube / Thermacell	ITTC	5/1/2018	5/1/2018	X.90	
	Pex Tubing	PEXT	2/15/2021	2/15/2021	X.75	
	<b>2 - Valves</b>	Import	IVAL	5/1/2018	5/1/2018	X.53
		Ball	BALV	5/1/2018	5/1/2018	X.53
Gas		VAL	5/1/2018	5/1/2018	X.59	
Sch 80 Valves		SC8V	5/1/2018	5/1/2018	Net	
Other		VALG	5/1/2018	5/1/2018	X.50	
<b>3 - Fittings</b>	Domestic Copper	SW	5/1/2018	5/1/2018	X.154	
	Import Copper	IMSW	5/1/2018	5/1/2018	X.10	
	Copper Press Ftgs	PRES	5/1/2018	5/1/2018	X.55	
	Sharkbite	SHAR	5/1/2018	5/1/2018	X.50	
	Gastite Fittings	CST	5/1/2018	5/1/2018	Net	
	Plastic Push Fittings	JOGU	5/1/2018	5/1/2018	Net	
	Import Malleable	MAL	5/1/2018	5/1/2018	X.12	
	Domestic Malleable	DMAL	5/1/2018	5/1/2018	X.23	
	Steel Pipe Nipples	NIP	5/1/2018	5/1/2018	X.20	
	Brass Flare & Compression	DBFF	5/1/2018	5/1/2018	Net	
	Import Brass Flare	IMBR	5/1/2018	5/1/2018	Net	
	Garden Hose & Barbed	GHAB	5/1/2018	5/1/2018	X.53	
	Threaded Brass	CBR	5/1/2018	5/1/2018	X.33	
	Red Brass Nipples	BRN	5/1/2018	5/1/2018	X.06	
	PVC Sch 40 Pressure	SC40	5/1/2018	5/1/2018	X.24	
	PVC-DWV Sch 40	PDWV	5/1/2018	5/1/2018	X.154	
	PVC-DWV Sch 30	SC30	5/1/2018	5/1/2018	X.35	
	PVC Schedule 80	SC80	5/1/2018	5/1/2018	X.17	
	Sch 80 Nipples	PLNI	5/1/2018	5/1/2018	Net	
	Insert	PLIN	5/1/2018	5/1/2018	X.34	
	CPVC	CPVC	5/1/2018	5/1/2018	X.105	
	Pex Brass	PEXF	5/1/2018	5/1/2018	X.33	
	Pex Plastic	PPEX	5/1/2018	5/1/2018	X.27	
	LEGRIS (Liquifit Fittings)	LEG	5/1/2018	5/1/2018	Net	
	ZURN Quick Tite Fittings	QTIT	5/1/2018	5/1/2018	Net	
	Continental Stab	CONS	5/1/2018	5/1/2018	X.72	
	<b>4 - Hangers</b>	Hangers	HANG	5/1/2018	5/1/2018	X.72
Channel		CHAN	5/1/2018	5/1/2018	X.56	
Fittings		SFTG	5/1/2018	5/1/2018	X.56	
<b>5 - Plumbing</b>	Misc. Plumbing Products	MPP	5/1/2018	5/1/2018	X.55	
<b>Specialties &amp; Chemicals</b>	Chemicals	CEM	5/1/2018	5/1/2018	X.58	
<b>6 - Electrical</b>	Conduit	E01-E10	6/14/2021	6/14/2021	Net	
	Fittings	E01-E10	5/1/2018	5/1/2018	Net	
	Wire	E01-E10	5/1/2018	5/1/2018	Net	
<b>7 - Other</b>	Miscellaneous	801 & 901	5/1/2018	5/1/2018	Net	
	Plastic Tubular	PLTB	5/1/2018	5/1/2018	X.55	



**Curtis**  
PIPE • VALVES • FITTINGS

# INDEX

<b>A</b>	<b>Copper Tube and Pipe Installation</b>	<b>A1-12</b>
	Copper Tube Price Sheet.....	A1
	Copper Tube Data.....	A2-3
	Polyethylene Coated Coils.....	A4
	Pipe Insulation.....	A5
	Linesets.....	A6-11

<b>B</b>	<b>Copper Fittings</b>	<b>B1-32</b>
	Wrot Pressure Fittings.....	B1-15
	Drainage Fittings.....	B12-15
	Cast Pressure Fittings.....	B16-25
	Cast Drainage Fittings.....	B21-24
	SharkBite.....	B25
	Press Fittings.....	B26-32

<b>C</b>	<b>Steel Pipe</b>	<b>C1-2</b>
----------	-------------------	-------------

<b>D</b>	<b>Malleable Iron Fitting and Pipe Nipples</b>	<b>D1-18</b>
	Galvanized Fittings.....	D1-3
	Black Fittings.....	D4-9
	Malleable Iron Fittings.....	D10-11
	Galvanized Steel Nipples.....	D12-14
	Black Steel Nipples.....	D15-18

<b>E</b>	<b>Brass Fittings</b>	<b>E1-25</b>
	Flare Fittings.....	E1-4
	Forged Flare Fittings.....	E5-6
	Compression Fittings.....	E7-10
	A.Y. McDonald Fittings.....	E11-12
	Brass Fittings.....	E13-17
	Brass Nipples.....	E18-21
	Garden Hose Fittings.....	E21-22
	Hose Barb Fittings.....	E23-25

<b>F</b>	<b>Plastic Pipe and Fittings</b>	<b>F1-46</b>
	Plastic Pipe List Price Sheet.....	F1
	Plastic Pipe.....	F2
	Sewer Pipe.....	F3
	PVC-DWV Fittings.....	F4-9
	PVC-DWV SCH 30 Fittings.....	F10-11
	CPVC Fittings.....	F12-14
	PVC SCH 40 Fittings.....	F15-19
	PVC Insert Fittings.....	F20-21
	PEX Tubing.....	F22
	PEX Fittings.....	F23-24

	Plastic PEX Fittings.....	F25-26
	PEX Fittings and Valves.....	F27
	F1807 PEX Manifolds and Fittings.....	F28
	F1960 Expandable Pex Fittings.....	F29-30
	PVC SCH 80 Pressure Fittings.....	F31-34
	Conduit List Price Sheet.....	F35
	PVC SCH 80 PVC Nipples.....	F36-37
	Push-In Quick Connects.....	F38-39
	Black UV-Resistant Quick Connects.....	F40
	John Guest.....	F41-43
	Plastic Fittings.....	F44
	Liquifit.....	F45-46

<b>G</b>	<b>Hangers and Strut</b>	<b>G1-8</b>
	Strut Channel and Fittings.....	G1
	Pipe Hangers.....	G2-3, G5-7
	Accessories.....	G4
	Cable Ties and Tie-Down Straps.....	G8

<b>H</b>	<b>Plumbing Specialties and Tools</b>	<b>H1-36</b>
	Plumbing Specialties.....	H1-9
	Insulated Unions.....	H10
	Quick Connect Fittings.....	H11-12
	Flashings and Valves.....	H13
	Specialty Items.....	H14
	Supplies and Fittings.....	H15
	Chrome Plated Brass Tubular Fittings.....	H16
	Plastic Tubular.....	H17-18
	Qicktite Assembled Acetal Fittings.....	H19-20
	Qicktite Fittings.....	H21
	Finished Brass & Accessories.....	H22-25
	Tools.....	H26-33
	Protective Items.....	H34
	Sioux Chief Drain Fittings.....	H35-36

<b>I</b>	<b>Chemicals</b>	<b>I1-6</b>
----------	------------------	-------------

<b>J</b>	<b>Valves</b>	<b>J1-14</b>
	Supplies and Fittings.....	J13-14

<b>K</b>	<b>LP and Gas Products</b>	<b>K1-12</b>
	Pigtails.....	K1-3

<b>L</b>	<b>Electrical</b>	<b>L1-2</b>
----------	-------------------	-------------

<b>M</b>	<b>Other</b>	<b>M1-8</b>
----------	--------------	-------------

## TERMS AND CONDITIONS OF SALE



### TERMS:

Our Terms to customers with established credit is 1% 30 days, net 45 days.

Late payments will be charged a 1.5% late fee starting the 46<sup>th</sup> day. (18% per annum) We reserve the right to ship C.O.D. while credit is being established.

### PRICING:

Prices are subject to change without notice. All orders will be billed at prices prevailing at the time of shipment.

### SHORTAGE CLAIMS:

Claims for shortages must be made within 5 days after receipt of the shipment with delivery carrier and our office.

### FREIGHT:

Minimum freight prepaid shipment \$2500 net or more within our standard truck shipping routes and schedule.

### MINIMUM ORDER:

\$50.00

### DELIVERY:

If method of shipment is not specified on the order, we reserve the right to ship in accordance with our best judgement.

### RETURN GOODS POLICY:

All goods returned must have prior written approval (RGA number) and are subject to a restock fee.

### WARRANTY:

Our products are warranted against defects in material and workmanship. We will issue credit or replace when returned to our plant. We cannot be responsible for labor charges or related damage due to faulty installation.



Copper Tube  
**PRICE SHEET**  
 EFFECTIVE DATE  
 May 10, 2021

## Copper Water & Drainage Tube

### Price Per Foot

SIZE	Type K Coils	Type K Hard/Lgns.	Type K C x C	Type K Soft/Lgns.	Type L Coils	Type L Hard/Lgns.	Type L Soft/Lgns.	Type M Hard	DWV Hard	SIZE O.D.	ACR HARD
1/8										1/4	4.25
1/4	3.43	3.33	3.65	4.11	2.92	2.95				3/8	3.23
3/8	6.15	6.00	6.41	6.95	4.34	4.31	5.81	3.40		1/2	4.87
1/2	7.53	7.03	7.44	8.76	6.31	5.40	7.73	3.93		5/8	6.24
5/8	9.30	8.66	9.37	10.42	8.09	7.56				3/4	8.42
3/4	13.91	12.57	13.66	16.12	10.07	8.80	11.89	6.40		7/8	9.97
1	18.45	16.69	17.71	21.35	14.11	12.76	16.48	9.78		1 1/8	14.33
1 1/4	22.15	20.86	21.98	25.20	18.94	17.27	21.74	14.49	15.16	1 3/8	19.11
1 1/2	28.79	27.07	28.52	35.02	24.39	22.23	29.31	19.93	19.02	1 5/8	24.82
2	45.78	41.05	44.08	54.44	40.27	35.24	46.72	30.97	25.22	2 1/8	37.84
2 1/2		61.17	65.99	81.72		50.53	64.45	44.68		2 5/8	54.65
3		84.44	89.48	113.71		70.56	86.15	59.32	43.96	3 1/8	73.89
3 1/2			116.25			91.20		80.20		3 5/8	96.62
4		147.07	160.93			118.16		109.32	76.54	4 1/8	130.95
5						190.82				5 1/8	
6						259.12				6 1/8	
8						496.04				8 1/8	

REFRIGERATION TUBE											
50' Length		Price Per Coil				Actual Outside Diameter - Inches					
1/8	3/16	1/4	5/16	3/8	1/2	5/8	3/4	7/8	1-1/8	1-3/8	1-5/8
76.24	89.10	102.48	137.63	144.87	206.09	275.84	327.39	488.46	712.62	1233.50	1565.93
100' Length											
1/8	3/16	1/4	5/16	3/8	1/2	5/8	3/4	7/8	1-1/8	1-3/8	1-5/8
		211.11	283.66	307.29	424.63	568.33	683.64	1019.93	1468.06		

**Curtis, LLC**

Coldwater, MI -	Mayodan, NC -	New Castle, DE
Phone: 800-678-1993	Phone: 336-548-7418	Phone: 800-678-1993
Fax: 517-439-1141	Fax: 336-548-7420	Fax: 517-439-1141

# COPPER TUBE DATA

TYPE K								
O.D.	NOM	WT/FT	FT/BUNDLE	WALL	RATED INTERNAL WORKING PRESSURE (PSIG)			
					150°F	200°F	300°F	400°F
.375	1/4	.145	500	.035	900	855	830	530
.500	3/8	.269	500	.049	990	935	910	580
.625	1/2	.344	500	.049	780	735	720	455
.750	5/8	.418	200	.049	640	610	590	380
.875	3/4	.641	200	.065	750	705	685	440
1.125	1	.839	100	.065	575	545	525	335
1.375	1-1/4	1.04	100	.065	465	440	430	275
1.625	1-1/2	1.36	100	.072	435	410	400	260
2.125	2	2.06		.083	380	355	335	220
2.625	2-1/2	2.93		.095	355	330	325	205
3.125	3	4.00		.109	340	320	315	205
3.625	3-1/2	5.12		.120	325	305	295	190
4.125	4	6.51		.134	315	300	290	185
5.125	5	9.67		.160	305	290	280	180
6.125	6	13.90		.192	305	290	280	180
8.125	8	25.90		.271	325	310	300	190

TYPE L & ACR								
O.D.	NOM	WT/FT	FT/BUNDLE	WALL	RATED INTERNAL WORKING PRESSURE (PSIG)			
					150°F	200°F	300°F	400°F
.375	1/4	.126	500	.030	810	720	705	450
.500	3/8	.198	500	.035	676	635	625	395
.625	1/2	.285	500	.040	625	590	580	365
.750	5/8	.362	200	.042	545	515	505	325
.875	3/4	.455	200	.045	495	470	455	290
1.125	1	.655	100	.050	440	410	405	260
1.375	1-1/4	.884	100	.055	385	365	355	230
1.625	1-1/2	1.14	100	.060	355	340	330	210
2.125	2	1.75		.070	315	300	290	185
2.625	2-1/2	2.48		.080	295	275	275	175
3.125	3	3.33		.090	275	260	255	160
3.625	3-1/2	4.29		.100	270	255	245	155
4.125	4	5.38		.110	255	240	235	150
5.125	5	7.61		.125	235	220	215	140
6.125	6	10.20		.140	215	210	200	125
8.125	8	19.30		.200	240	225	220	140

TYPE M								
O.D.	NOM	WT/FT	FT/BUNDLE	WALL	RATED INTERNAL WORKING PRESSURE (PSIG)			
					150°F	200°F	300°F	400°F
.500	3/8	.145	500	.025	475	450	435	280
.625	1/2	.204	500	.028	430	410	395	250
.875	3/4	.328	200	.032	350	325	320	205
1.125	1	.465	100	.035	295	275	270	175
1.375	1-1/4	.682	100	.042	295	275	270	175
1.625	1-1/2	.940	100	.049	290	275	270	170
2.125	2	1.46		.058	300	240	235	150
2.625	2-1/2	2.03		.065	235	220	215	140
3.125	3	2.68		.072	220	210	200	130
3.625	3-1/2	3.58		.083	215	210	200	125
4.125	4	4.66		.095	215	205	195	125
5.125	5	6.66		.109	205	190	190	120
6.125	6	8.92		.122	190	180	175	115
8.125	8	16.5		.170	200	190	185	120

# COPPER TUBE DATA

## TYPE DWV

O.D.	NOM	WT/FT	FT/BUNDLE	WALL	RATED INTERNAL WORKING PRESSURE (PSIG)			
					150°F	200°F	300°F	400°F
1.375	1-1/4	.650	100	.040	275	260	260	160
1.625	1-1/2	.809	100	.042	245	235	225	145
2.125	2	1.07		.042	185	175	170	110
3.125	3	1.69		.045	135	125	125	80
4.125	4	2.87		.058	130	120	120	80
5.125	5	4.43		.072	130	120	120	80
6.125	6	6.10		.083	130	120	120	70

## REFRIGERATION SERVICE TUBE

SIZE O.D. WALL						RATED INTERNAL WORKING PRESSURE (PSI)					SHIPPING INFORMATION			
						50 FT.				100 FT.				
						150°F	200°F	300°F	400°F	COIL DIA	WT/COIL	COIL/MASTER	COIL DIA	WT/COIL
1/8	.030	2660	2450	2080	1570	11-1/2"	1.74	10	17"	3.48				
3/16	.030	1690	1560	1320	1000	11-7/8"	2.88	10	18-3/4"	5.76				
1/4	.030	1230	1130	970	720	13-7/8"	4.02	10	18-3/4"	8.04				
5/16	.032	1040	960	820	610	15-1/2"	5.45	10	20"	10.90				
3/8	.032	860	790	670	500	17-1/2"	6.70	10	22"	13.40				
1/2	.032	630	580	490	370	20"	9.10	5	25-1/4"	18.20				
5/8	.035	540	500	430	320	21-3/4"	12.55	5	25-1/2"	25.10				
3/4	.035	440	400	350	260	23-1/2"	15.25	3	29"	30.50				
7/8	.045	500	460	390	300	27-1/2"	22.75	3	32-1/4"	45.50				
1-1/8	.050	430	400	340	250	34-1/2"	32.75	–	38-1/2"	65.50				
1-3/8	.055	390	360	300	230	39-1/2"	44.20	–	45"	88.40				
1-5/8	.060	370	340	280	220	39-1/2"	57.00	–	48"	114.00				

## TECHNICAL DATA

Values of allowable internal working pressure for copper tube in service are based on the formula from ANSI B31, Standard Code for Pressure Piping:

$$P = \frac{2 S t}{D - 0.8 t}$$

P = Allowable pressure, PSIG  
S = Allowable stress, PSIG  
t = Minimum wall thickness, inches  
D = Outside diameter, inches

@ 150°F S = 5100 PSIG annealed  
@ 200°F S = 4800 PSIG annealed  
@ 300°F S = 4700 PSIG annealed  
@ 400°F S = 3000 PSIG annealed

All ratings listed for types K, L, M, DWV and refrigeration service tube in the preceding charts are calculated for tube in the annealed condition. These values should be used when soldering, brazing or welding is employed for joining components in a system. While the ratings for hard drawn tube are substantially higher, they should only be used for systems using properly designed flare or compression mechanical joints, since joining by any heating process might anneal (soften) the tube.

In designing a system, careful consideration should also be given to joint ratings as well as those of the components.

## TEMPERATURE-PRESSURE RATING OF SOLDERED JOINTS

ALLOY USED FOR JOINTS	SERVICE TEMPERATURE F°	WATER AND NON-CORROSIVE LIQUIDS AND GASES				SATURATED STEAM
		STANDARD TUBE SIZE, TYPES K, L AND M				
		1/4 TO 1 INCL.	1-1/4 TO 2 INCL.	2-1/2 TO 4 INCL.	5 TO 8 INCL.	ALL
95 - 5 Tin-Antimony Solder (a)	100	500	400	300	270	–
	150	400	350	275	250	–
	200	300	250	200	180	–
	250	200	175	150	135	15
Brazing Alloys (Melting at or above 1000°F)	100-150-200	(b)	(b)	(b)	(b)	–
	250	300	210	170	150	–
	350	270	190	150	150	120

NOTE: Ratings are those given in ASME/ANSI Standard B16.22 and ANSI B16.18

(a) Solder alloys are covered by ASTM Standard Specification B32.

(b) Rated internal pressure is that of tube or fittings being joined (whichever is less).

Note: Safe Drinking Water Act Amendment of 1986 prohibits the use of any solder having a lead content in excess of 0.2% for potable water systems.



**Curtis**  
PIPE • VALVES • FITTINGS

4/21/2021

**READI-PROTECTOR POLYETHYLENE COATED COILS**

CURTIS #		List / Ft	List / Coil
<b>Readi-Protector - Copper for Natural &amp; Liquefied Petroleum Gas Lines</b>			
14L100P	Yellow 1/4" L (3/8" Type G/Gas) 100'	\$1.70	\$170.00
14L60P	Yellow 1/4" L (3/8" Type G/Gas) 60'	\$1.70	\$102.00
38L250P	Yellow 3/8" L (1/2" Type G/Gas) 250'	\$2.66	\$665.00
38L100P	Yellow 3/8" L (1/2" Type G/Gas) 100'	\$2.66	\$266.00
38L60P	Yellow 3/8" L (1/2" Type G/Gas) 60'	\$2.66	\$159.60
12L100P	Yellow 1/2" L (5/8" Type G/Gas) 100'	\$3.72	\$372.00
12L60P	Yellow 1/2" L (5/8" Type G/Gas) 60'	\$3.72	\$223.20
58L60P	Yellow 5/8" L (3/4" Type G/Gas) 60'	\$4.91	\$294.60
58L100P	Yellow 5/8" L (3/4" Type G/Gas) 100'	\$4.91	\$491.00
<b>Readi-Protector - Refrigeration Grade Coated Copper Tube</b>			
38R100P	Yellow 3/8" Type R - 100'	\$1.77	\$177.00
38R50P	Yellow 3/8" Type R - 50'	\$1.77	\$88.50
12R150P	Yellow 1/2" Type R - 150'	\$1.20	\$180.00
12R100P	Yellow 1/2" Type R - 100'	\$2.40	\$240.00
12R50P	Yellow 1/2" Type R - 50'	\$2.40	\$120.00
58R100P	Yellow 5/8" Type R - 100'	\$3.31	\$331.00
58R50P	Yellow 5/8" Type R - 50'	\$3.31	\$165.50
<b>Readi-Protector - Type K Copper for Gas Lines</b>			
14K60P	Yellow 1/4"K (3/8" OD) x 60'	\$2.10	\$126.00
14K100P	Yellow 1/4"K (3/8" OD) x 100'	\$2.10	\$210.00
38K60P	Yellow 3/8" K (1/2" OD) x 60'	\$3.71	\$222.60
38K100P	Yellow 3/8" K (1/2" OD) x 100'	\$3.71	\$371.00
12K60P	Yellow 1/2" K (5/8" OD) x 60'	\$4.71	\$282.60
12K100P	Yellow 1/2" K (5/8" OD) x 100'	\$4.71	\$471.00
<b>Readi-Protector - Refrigeration Grade Fuel-Oil UL LISTED</b>			
38R100-OPT	Orange 3/8" OD x 100'	\$1.77	\$177.00
38R50-OPT	Orange 3/8" OD x 50'	\$1.77	\$88.50
12R100-OPT	Orange 1/2" OD x 100'	\$2.62	\$262.00
12R50-OPT	Orange 1/2" OD x 50'	\$2.62	\$131.00
<b>ACCESSORIES</b>			
A221643	Termination Flange		\$7.50


Please call for any special sizes or lengths

Pricing Subject to Change without notice

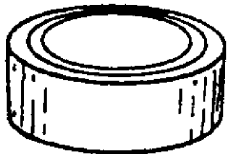
# PIPE INSULATION



Pipe Insulation



Self-Seal / Pre-Pipe Insulation



Insulation Tube Tape

NUMBER	NOM. SIZE IN.	WALL THICK. IN.	LGTH. FT.	BUNDLE SIZE FT.
--------	---------------	-----------------	-----------	-----------------

## PIPE INSULATION 3/8" WALL HIGHEST QUALITY RUBBER – 6 FT

63838	3/8 ID X 3/8 WALL INSUL		FT	648
-------	-------------------------	--	----	-----

## PIPE INSULATION 3/8" WALL SELF-SEAL / PRE-SLIT THERMA-CELL

TC58A	5/8 ID		FT	408
TC78A	7/8 ID		FT	288
TC118A	1 1/8 ID		FT	210
TC138A	1 3/8 ID		FT	180
TC158A	1 5/8 ID		FT	150
TC218A	2 1/8 ID		FT	96
TC318A	3 1/8 ID		FT	60

## INSULATION ADHESIVES & TAPES

IT30182	2"X30'-1/8THK INSUL TAPE		EACH	12
---------	--------------------------	--	------	----





**STANDARD COPPER LINE SETS - PLAIN END**

CURTIS #	Liqud Line	Suction Line	Insulation	60 FT		50 FT		45 FT		40 FT		35 FT		30 FT		25 FT		20 FT		15 FT		10 FT			
				LIST	MC QTY	LIST	MC QTY	LIST	MC QTY	LIST	MC QTY	LIST	MC QTY	LIST	MC QTY	LIST	MC QTY	LIST	MC QTY	LIST	MC QTY	LIST	MC QTY	LIST	MC QTY
385838PE	3/8"	5/8"	3/8"	3/8"	(8)	\$248.64	(8)	\$280.52	(8)	\$214.19	(10)	\$189.89	(10)	\$163.86	(12)	\$141.82	(12)	\$126.58	(12)	\$98.09	(12)	\$77.23	(12)		
385812PE				1/2"	(8)	\$262.14	(8)	\$239.79	(8)	\$202.09	(8)	\$168.85	(10)	\$146.19	(12)	\$130.38	(12)	\$101.75	(12)	\$78.55	(12)				
385834PE				3/4"	(6)	\$286.99	(6)	\$289.13	(6)	\$219.06	(8)	\$218.25	(8)	\$172.99	(10)	\$145.00	(12)	\$112.44	(12)	\$84.96	(12)				
385811PE	3/8"	3/4"	3/4"	1"	(5)	\$343.40	(4)	\$339.09	(5)	\$299.47	(5)	\$265.00	(5)	\$230.14	(6)	\$193.86	(5)	\$157.97	(8)	\$127.63	(12)	\$97.22	(12)		
383438PE				3/8"	(8)	\$287.80	(8)	\$297.37	(8)	\$243.76	(8)	\$215.87	(10)	\$187.05	(10)	\$161.18	(12)	\$140.97	(12)	\$111.78	(12)	\$88.11	(12)		
383412PE				1/2"	(5)	\$295.63	(8)	\$307.83	(8)	\$251.52	(8)	\$191.44	(8)	\$163.29	(10)	\$140.78	(10)	\$116.51	(12)	\$90.55	(12)				
383434PE	3/8"	7/8"	3/8"	3/4"	(5)	\$323.04	(5)	\$347.37	(5)	\$276.77	(6)	\$258.01	(8)	\$208.50	(8)	\$176.20	(8)	\$149.76	(10)	\$127.88	(10)	\$96.35	(12)		
383411PE				1"	(5)	\$386.80	(4)	\$377.46	(5)	\$336.73	(5)	\$296.97	(5)	\$256.47	(5)	\$216.58	(5)	\$171.17	(8)	\$146.28	(8)	\$111.13	(12)		
387838PE				3/8"	(5)	\$373.27	(6)	\$410.32	(8)	\$316.15	(8)	\$279.95	(8)	\$242.61	(8)	\$209.04	(12)	\$182.83	(12)	\$144.72	(12)	\$112.56	(12)		
387812PE	3/8"	1-1/8"	3/8"	1/2"	(5)	\$383.40	(5)	\$421.31	(5)	\$325.39	(8)	\$284.81	(8)	\$248.30	(8)	\$211.77	(10)	\$179.89	(10)	\$150.46	(10)	\$117.43	(12)		
387834PE				3/4"	(4)	\$418.98	(5)	\$499.70	(5)	\$371.92	(6)	\$270.43	(8)	\$233.67	(8)	\$198.49	(10)	\$165.05	(10)	\$127.54	(10)				
387811PE				1"	(5)	\$485.09	(5)	\$450.27	(5)	\$401.81	(5)	\$352.68	(5)	\$319.98	(5)	\$269.37	(5)	\$214.52	(8)	\$186.26	(8)	\$142.37	(10)		
3811838PE	3/8"	1-1/8"	3/8"	3/8"	(5)	\$506.92	(5)	\$582.19	(5)	\$522.36	(8)	\$383.44	(8)	\$348.18	(8)	\$291.06	(10)	\$258.31	(10)	\$195.67	(12)	\$151.50	(12)		
3811812PE				1/2"	(5)	\$516.09	(5)	\$599.50	(5)	\$533.81	(5)	\$468.11	(8)	\$355.12	(8)	\$297.14	(8)	\$264.66	(8)	\$202.54	(10)	\$158.10	(10)		
3811834PE				3/4"	(4)	\$572.26	(4)	\$624.15	(5)	\$555.63	(5)	\$485.20	(5)	\$416.88	(6)	\$345.24	(8)	\$277.05	(8)	\$222.21	(10)	\$171.71	(10)		
3811811PE	3/8"	1-1/8"	3/8"	1"	(5)	\$701.49	(4)	\$631.32	(5)	\$562.18	(5)	\$491.92	(5)	\$422.40	(5)	\$355.07	(8)	\$282.43	(8)	\$245.91	(8)	\$188.41	(8)		

**STANDARD COPPER LINE SETS - 90 DEGREE BEND 1 END**

CURTIS #	Liqud Line	Suction Line	Insulation	60 FT		50 FT		45 FT		40 FT		35 FT		30 FT		25 FT		20 FT		15 FT		10 FT					
				LIST	MC QTY	LIST	MC QTY	LIST	MC QTY	LIST	MC QTY	LIST	MC QTY	LIST	MC QTY	LIST	MC QTY	LIST	MC QTY	LIST	MC QTY	LIST	MC QTY	LIST	MC QTY		
385838B	3/8"	5/8"	3/8"	3/8"	(8)	\$444.24	(8)	\$252.64	(8)	\$284.52	(8)	\$218.19	(10)	\$193.89	(10)	\$167.86	(12)	\$145.82	(12)	\$130.58	(12)	\$102.09	(12)	\$81.23	(12)		
385812B				1/2"	(5)	\$452.56	(5)	\$266.14	(8)	\$291.04	(8)	\$243.79	(8)	\$206.09	(8)	\$172.85	(10)	\$150.19	(12)	\$134.38	(12)	\$105.75	(12)	\$82.55	(12)		
385834B				3/4"	(5)	\$480.61	(5)	\$290.99	(6)	\$332.75	(6)	\$293.13	(6)	\$223.06	(8)	\$222.25	(8)	\$176.99	(10)	\$149.00	(12)	\$116.44	(12)	\$88.96	(12)		
385811B	3/8"	3/4"	3/4"	1"	(5)	\$492.09	(5)	\$347.40	(4)	\$343.09	(5)	\$303.47	(5)	\$269.00	(5)	\$234.14	(6)	\$197.86	(5)	\$161.97	(8)	\$131.63	(12)	\$101.22	(12)		
383438B				3/8"	(8)	\$291.80	(8)	\$301.37	(8)	\$247.76	(8)	\$219.87	(10)	\$191.05	(10)	\$165.18	(12)	\$144.97	(12)	\$115.78	(12)	\$92.11	(12)				
383412B				1/2"	(5)	\$299.63	(6)	\$311.83	(8)	\$255.52	(8)	\$223.63	(8)	\$195.44	(8)	\$167.29	(10)	\$144.78	(10)	\$120.51	(12)	\$94.55	(12)				
383434B	3/8"	7/8"	3/8"	3/4"	(5)	\$550.99	(5)	\$327.04	(5)	\$280.77	(5)	\$262.01	(8)	\$212.50	(8)	\$180.20	(8)	\$153.76	(10)	\$131.88	(10)	\$100.35	(12)				
383411B				1"	(5)	\$390.80	(4)	\$381.46	(5)	\$340.73	(5)	\$300.97	(5)	\$260.47	(5)	\$220.58	(5)	\$175.17	(8)	\$150.28	(8)	\$115.13	(12)				
387838B				3/8"	(5)	\$377.27	(6)	\$414.32	(8)	\$320.15	(8)	\$283.95	(8)	\$246.61	(8)	\$213.04	(12)	\$186.83	(12)	\$148.72	(12)	\$116.56	(12)				
387812B	3/8"	1-1/8"	3/8"	1/2"	(5)	\$387.40	(5)	\$425.31	(5)	\$329.39	(8)	\$288.81	(8)	\$252.30	(8)	\$215.77	(10)	\$183.89	(10)	\$154.46	(10)	\$121.43	(12)				
387834B				3/4"	(4)	\$422.98	(5)	\$503.70	(5)	\$375.92	(6)	\$315.69	(6)	\$274.43	(8)	\$237.67	(8)	\$202.49	(10)	\$169.05	(10)	\$131.54	(10)				
387811B				1"	(5)	\$489.09	(5)	\$454.27	(5)	\$405.81	(5)	\$356.68	(5)	\$323.98	(5)	\$273.37	(5)	\$218.52	(8)	\$190.26	(8)	\$146.37	(10)				
3811838B	3/8"	1-1/8"	3/8"	3/8"	(5)	\$510.92	(5)	\$586.19	(5)	\$526.36	(8)	\$387.44	(8)	\$352.18	(8)	\$295.06	(10)	\$262.31	(10)	\$199.67	(12)	\$155.50	(12)				
3811812B				1/2"	(5)	\$520.09	(5)	\$603.50	(5)	\$537.81	(5)	\$472.11	(8)	\$359.12	(8)	\$301.14	(8)	\$268.66	(8)	\$206.54	(10)	\$162.10	(10)				
3811834B				3/4"	(4)	\$576.26	(4)	\$628.15	(5)	\$559.63	(5)	\$489.20	(5)	\$420.88	(6)	\$349.24	(8)	\$281.05	(8)	\$226.21	(10)	\$175.71	(10)				
3811811B	3/8"	1-1/8"	3/8"	1"	(5)	\$866.09	(5)	\$705.49	(4)	\$635.32	(5)	\$566.18	(5)	\$495.92	(5)	\$426.40	(5)	\$359.07	(8)	\$286.43	(8)	\$249.91	(8)	\$192.41	(8)		



**Curtis**  
PIPE \* VALVES \* FITTINGS

Effective 6/1/2017

## MINI SPLIT COPPER LINE SETS - PLAIN END

CURTIS #	Liquid Line	Suction Line	Insulation	50 FT		45 FT		40 FT		35 FT		30 FT		25 FT		20 FT		15 FT			
				LIST	MC QTY	LIST	MC QTY	LIST	MC QTY	LIST	MC QTY	LIST	MC QTY	LIST	MC QTY	LIST	MC QTY	LIST	MC QTY	LIST	MC QTY
MS143838PE-	1/4"	3/8"	3/8"	\$237.54	(8)	\$211.21	(8)	\$201.80	(8)	\$172.78	(8)	\$152.07	(8)	\$130.49	(12)	\$112.11	(12)	\$88.22	(12)		
MS143812PE-				\$248.01	(8)	\$231.09	(6)	\$207.64	(8)	\$174.61	(8)	\$159.29	(8)	\$135.55	(12)	\$117.23	(12)	\$95.50	(12)		
MS143834PE-				\$287.89	(5)	\$258.77	(5)	\$226.42	(8)	\$202.78	(8)	\$185.13	(8)	\$157.66	(8)	\$131.44	(10)	\$108.28	(10)		
MS14381PE-	1/4"	1/2"	1"	CALL	(*)	CALL	(*)	CALL	(*)	CALL	(*)	CALL	(*)	CALL	(*)	CALL	(*)	CALL	(*)		
MS141238PE-				\$246.69	(6)	\$222.60	(6)	\$208.67	(8)	\$178.65	(8)	\$157.25	(8)	\$134.94	(12)	\$115.95	(12)	\$91.25	(12)		
MS141212PE-				\$256.30	(6)	\$240.15	(6)	\$215.72	(8)	\$182.54	(8)	\$164.64	(8)	\$140.12	(12)	\$121.21	(12)	\$98.76	(12)		
MS141234PE-	1/4"	5/8"	3/4"	\$306.16	(5)	\$271.84	(5)	\$243.83	(8)	\$214.88	(8)	\$190.60	(8)	\$162.34	(8)	\$135.52	(10)	\$111.64	(10)		
MS14121PE-				CALL	(*)	CALL	(*)	CALL	(*)	CALL	(*)	CALL	(*)	CALL	(*)	CALL	(*)	CALL	(*)	CALL	(*)
MS145838PE-				\$278.24	(8)	\$282.74	(6)	\$249.33	(8)	\$200.01	(8)	\$171.67	(8)	\$144.33	(12)	\$128.58	(12)	\$99.06	(12)		
MS145812PE-	1/4"	5/8"	1/2"	\$289.04	(6)	\$290.11	(6)	\$260.23	(8)	\$207.83	(8)	\$188.62	(8)	\$165.42	(12)	\$133.19	(12)	\$103.03	(12)		
MS145834PE-				\$363.54	(5)	\$289.87	(5)	\$287.76	(8)	\$263.17	(8)	\$222.52	(8)	\$187.72	(8)	\$147.46	(10)	\$116.46	(10)		
MS14581PE-				CALL	(*)	CALL	(*)	CALL	(*)	CALL	(*)	CALL	(*)	CALL	(*)	CALL	(*)	CALL	(*)	CALL	(*)
MS385838PE-	3/8"	1/2"	3/8"	\$272.86	(6)	\$302.65	(6)	\$233.98	(8)	\$207.38	(8)	\$178.89	(8)	\$154.52	(12)	\$137.19	(10)	\$106.13	(12)		
MS385812PE-				\$290.76	(6)	\$312.89	(6)	\$263.26	(8)	\$222.75	(8)	\$186.41	(8)	\$161.01	(8)	\$142.59	(12)	\$111.11	(12)		
MS385834PE-				\$336.51	(5)	\$366.05	(5)	\$325.36	(5)	\$249.98	(5)	\$249.28	(5)	\$199.43	(8)	\$164.44	(8)	\$129.65	(8)		
MS38581PE-	3/8"	5/8"	1"	CALL	(*)	CALL	(*)	CALL	(*)	CALL	(*)	CALL	(*)	CALL	(*)	CALL	(*)	CALL	(*)		
MS385838PE-				\$272.86	(6)	\$302.65	(6)	\$233.98	(8)	\$207.38	(8)	\$178.89	(8)	\$154.52	(12)	\$137.19	(10)	\$106.13	(12)		
MS385812PE-				\$290.76	(6)	\$312.89	(6)	\$263.26	(8)	\$222.75	(8)	\$186.41	(8)	\$161.01	(8)	\$142.59	(12)	\$111.11	(12)		
MS385834PE-	3/8"	3/4"	3/4"	\$336.51	(5)	\$366.05	(5)	\$325.36	(5)	\$249.98	(5)	\$249.28	(5)	\$199.43	(8)	\$164.44	(8)	\$129.65	(8)		
MS38581PE-				CALL	(*)	CALL	(*)	CALL	(*)	CALL	(*)	CALL	(*)	CALL	(*)	CALL	(*)	CALL	(*)	CALL	(*)
MS383438PE-				\$314.28	(8)	\$348.85	(8)	\$268.61	(8)	\$231.47	(8)	\$196.75	(8)	\$167.24	(12)	\$147.17	(12)	\$117.73	(12)		
MS383412PE-	3/8"	3/4"	1/2"	\$326.28	(6)	\$352.38	(8)	\$281.91	(8)	\$237.55	(8)	\$201.92	(8)	\$171.63	(8)	\$151.03	(10)	\$120.83	(10)		
MS383434PE-				\$376.50	(5)	\$410.39	(5)	\$328.31	(5)	\$262.65	(5)	\$223.25	(5)	\$178.60	(8)	\$142.88	(10)	\$114.30	(10)		
MS38341PE-				CALL	(*)	CALL	(*)	CALL	(*)	CALL	(*)	CALL	(*)	CALL	(*)	CALL	(*)	CALL	(*)	CALL	(*)
MS387838PE-	3/8"	7/8"	3/8"	\$418.71	(8)	\$464.77	(8)	\$371.82	(5)	\$297.95	(5)	\$252.83	(5)	\$214.91	(12)	\$189.12	(12)	\$151.30	(12)		
MS387812PE-				\$435.69	(5)	\$461.83	(5)	\$369.46	(5)	\$295.57	(5)	\$251.24	(5)	\$200.99	(8)	\$160.79	(10)	\$128.63	(10)		
MS38781PE-				CALL	(*)	CALL	(*)	CALL	(*)	CALL	(*)	CALL	(*)	CALL	(*)	CALL	(*)	CALL	(*)	CALL	(*)



**Curtis**  
PIPE • VALVES • FITTINGS

		MINI SPLIT COPPER LINE SETS - WITH FLARE FITTINGS																	
CURTIS #	Liquid Line	Suction Line	Insulation	50 FT		45 FT		40 FT		35 FT		30 FT		25 FT		20 FT		15 FT	
				LIST	MC QTY	LIST	MC QTY	LIST	MC QTY	LIST	MC QTY	LIST	MC QTY	LIST	MC QTY	LIST	MC QTY	LIST	MC QTY
MS143838-	1/4"	3/8"	3/8"	\$252.97	(8)	\$226.64	(8)	\$217.23	(8)	\$188.21	(8)	\$167.50	(8)	\$145.92	(12)	\$127.54	(12)	\$103.65	(12)
MS143812-				\$263.44	(6)	\$246.52	(6)	\$217.74	(8)	\$190.04	(8)	\$174.73	(8)	\$150.98	(12)	\$132.66	(12)	\$110.93	(12)
MS143834-				\$303.32	(5)	\$274.20	(5)	\$241.85	(8)	\$218.21	(8)	\$200.56	(8)	\$173.10	(8)	\$146.87	(10)	\$123.71	(10)
MS14381-				CALL	(*)	CALL	(*)	CALL	(*)	CALL	(*)	CALL	(*)	CALL	(*)	CALL	(*)	CALL	(*)
MS141238-	1/4"	1/2"	3/8"	\$264.30	(6)	\$240.21	(6)	\$226.29	(8)	\$196.27	(8)	\$174.87	(8)	\$152.55	(12)	\$133.56	(12)	\$108.87	(12)
MS14121-				\$273.92	(6)	\$257.77	(6)	\$233.34	(8)	\$200.15	(8)	\$182.26	(8)	\$157.73	(12)	\$138.83	(12)	\$116.37	(12)
MS141234-				\$323.78	(5)	\$289.46	(5)	\$261.44	(8)	\$232.50	(8)	\$208.22	(8)	\$179.95	(8)	\$153.14	(10)	\$129.26	(10)
MS14121-				CALL	(*)	CALL	(*)	CALL	(*)	CALL	(*)	CALL	(*)	CALL	(*)	CALL	(*)	CALL	(*)
MS145838-	1/4"	5/8"	1/2"	\$300.04	(6)	\$304.54	(6)	\$271.13	(8)	\$221.81	(8)	\$193.46	(8)	\$166.13	(12)	\$150.37	(12)	\$120.86	(12)
MS145812-				\$310.83	(6)	\$311.91	(6)	\$282.03	(8)	\$229.63	(8)	\$210.42	(8)	\$187.22	(12)	\$154.99	(12)	\$124.83	(12)
MS145834-				\$385.34	(5)	\$311.66	(5)	\$309.55	(8)	\$284.97	(8)	\$244.32	(8)	\$209.52	(8)	\$169.26	(10)	\$138.26	(10)
MS14581-				CALL	(*)	CALL	(*)	CALL	(*)	CALL	(*)	CALL	(*)	CALL	(*)	CALL	(*)	CALL	(*)
MS385838-	3/8"	5/8"	3/8"	\$295.38	(6)	\$325.16	(6)	\$256.50	(8)	\$229.89	(8)	\$201.41	(8)	\$177.04	(12)	\$159.71	(10)	\$128.65	(10)
MS385812-				\$313.28	(6)	\$335.41	(6)	\$285.78	(8)	\$245.27	(8)	\$208.93	(8)	\$183.52	(10)	\$165.11	(12)	\$133.63	(12)
MS385834-				\$359.03	(5)	\$388.57	(5)	\$347.88	(5)	\$272.50	(5)	\$271.80	(5)	\$221.94	(8)	\$186.96	(8)	\$152.17	(8)
MS38581-				CALL	(*)	CALL	(*)	CALL	(*)	CALL	(*)	CALL	(*)	CALL	(*)	CALL	(*)	CALL	(*)
MS383438-	3/8"	3/4"	1/2"	\$355.73	(6)	\$391.30	(8)	\$301.30	(8)	\$271.82	(8)	\$231.05	(8)	\$196.39	(12)	\$172.82	(12)	\$138.26	(12)
MS383412-				\$367.97	(6)	\$390.05	(8)	\$312.04	(8)	\$265.23	(8)	\$225.45	(8)	\$191.63	(8)	\$168.63	(10)	\$134.91	(10)
MS383434-				\$418.59	(5)	\$456.26	(5)	\$365.01	(5)	\$292.01	(5)	\$248.21	(5)	\$198.57	(8)	\$158.85	(10)	\$127.08	(10)
MS38341-				CALL	(*)	CALL	(*)	CALL	(*)	CALL	(*)	CALL	(*)	CALL	(*)	CALL	(*)	CALL	(*)
MS387838-	3/8"	7/8"	3/8"	\$469.82	(8)	\$516.80	(8)	\$413.44	(5)	\$330.75	(5)	\$281.14	(5)	\$238.97	(12)	\$210.29	(12)	\$168.23	(12)
MS387812-				\$487.45	(5)	\$516.70	(5)	\$413.36	(5)	\$330.69	(5)	\$281.08	(5)	\$224.87	(8)	\$179.89	(10)	\$143.92	(10)
MS38781-				CALL	(*)	CALL	(*)	CALL	(*)	CALL	(*)	CALL	(*)	CALL	(*)	CALL	(*)	CALL	(*)

Effective 3/1/2021



**Curtis**  
PIPE • VALVES • FITTINGS

**UV BLACK FLEX LINESET LIST SHEET**

CURTIS #	LL x SL x INS	50 FT	45 FT	40 FT	35 FT	30 FT	25 FT	20 FT	15 FT	10 FT
145812PE-XXBL	1/4 X 5/8 X 1/2	\$403.31 (8)	\$409.01 (8)	\$367.25 (8)	\$290.77 (10)	\$264.91 (10)	\$233.31 (12)	\$187.50 (12)	\$145.04 (12)	\$113.73 (12)
145834PE-XXBL	3/4	\$586.35 (6)	\$523.92 (5)	\$471.05 (5)	\$426.29 (5)	\$357.53 (8)	\$301.48 (8)	\$239.26 (8)	\$186.70 (8)	\$146.43 (12)
143412PE-XXBL	1/4 X 3/4 X 1/2	\$529.24 (8)	\$511.87 (8)	\$420.64 (8)	\$372.79 (8)	\$321.45 (10)	\$271.29 (10)	\$215.09 (10)	\$162.75 (12)	\$121.36 (12)
143434PE-XXBL	3/4	\$564.77 (5)	\$514.08 (5)	\$457.68 (5)	\$404.16 (6)	\$349.85 (6)	\$288.27 (8)	\$232.86 (8)	\$173.97 (8)	\$129.86 (12)
385812PE-XXBL	3/8 X 5/8 X 1/2	\$405.01 (6)	\$433.48 (8)	\$370.48 (8)	\$312.23 (8)	\$260.87 (10)	\$225.86 (10)	\$201.44 (10)	\$157.20 (12)	\$121.36 (12)
385834PE-XXBL	3/4	\$532.08 (5)	\$609.50 (6)	\$536.05 (6)	\$406.14 (6)	\$404.64 (8)	\$320.72 (8)	\$268.83 (12)	\$208.46 (12)	\$157.52 (12)
383412PE-XXBL	3/8 X 3/4 X 1/2	\$456.75 (5)	\$475.60 (8)	\$388.60 (8)	\$339.33 (8)	\$295.77 (8)	\$252.28 (10)	\$217.51 (10)	\$180.01 (12)	\$139.90 (12)
383434PE-XXBL	3/4	\$499.10 (5)	\$536.69 (5)	\$427.61 (6)	\$398.63 (6)	\$322.13 (8)	\$272.23 (6)	\$231.38 (10)	\$197.57 (10)	\$151.95 (12)
387812PE-XXBL	3/8 X 7/8 X 1/2	\$592.35 (5)	\$650.92 (5)	\$502.73 (6)	\$440.03 (6)	\$383.62 (6)	\$327.18 (8)	\$277.93 (10)	\$232.46 (10)	\$181.43 (12)
387834PE-XXBL	3/4	\$647.32 (4)	\$772.04 (5)	\$574.62 (6)	\$481.56 (6)	\$417.81 (6)	\$361.02 (6)	\$306.67 (10)	\$255.00 (10)	\$197.05 (10)

\*\*Ninety Degree Bend on Suction Line - One End List Price Adder - \$4.00

Prices are subject to change without notice.

**UV BLACK FLEX MINI-SPLIT LIST SHEET**

CURTIS #	LL x SL x INS	50 FT	45 FT	40 FT	35 FT	30 FT	25 FT	20 FT	15 FT
MS143812PE-XXBL	1/4 X 3/8 X 1/2 Plain	\$447.04 (6)	\$416.54 (6)	\$374.27 (8)	\$314.73 (8)	\$287.12 (8)	\$244.33 (10)	\$211.31 (12)	\$172.14 (12)
MS143812-XXBL	1/4 X 3/8 X 1/2 Flare w/nut	\$474.85 (6)	\$444.35 (6)	\$392.48 (8)	\$342.55 (8)	\$314.95 (8)	\$272.14 (10)	\$239.12 (12)	\$199.95 (12)
MS143834PE-XXBL	1/4 X 3/8 X 3/4 Plain	\$518.92 (5)	\$466.43 (5)	\$408.12 (8)	\$365.51 (8)	\$333.70 (8)	\$284.18 (8)	\$236.92 (10)	\$195.17 (10)
MS143834-XXBL	1/4 X 3/8 X 3/4 Flare w/nut	\$546.73 (5)	\$494.25 (5)	\$435.93 (8)	\$393.32 (8)	\$361.51 (8)	\$312.01 (8)	\$264.73 (10)	\$222.99 (10)
MS141212PE-XXBL	1/4 X 1/2 X 1/2 Plain	\$461.98 (6)	\$432.87 (6)	\$388.84 (6)	\$329.03 (8)	\$296.76 (8)	\$252.57 (8)	\$218.48 (12)	\$178.01 (12)
MS141212-XXBL	1/4 X 1/2 X 1/2 Flare w/nut	\$493.74 (5)	\$464.63 (6)	\$420.60 (8)	\$360.77 (8)	\$328.52 (8)	\$284.31 (8)	\$250.24 (12)	\$209.76 (12)
MS141234PE-XXBL	1/4 X 1/2 X 3/4 Plain	\$551.85 (5)	\$489.99 (5)	\$439.50 (8)	\$387.32 (8)	\$343.56 (8)	\$292.62 (8)	\$244.27 (10)	\$201.23 (10)
MS141234-XXBL	1/4 X 1/2 X 3/4 Flare w/nut	\$583.61 (5)	\$521.75 (5)	\$471.25 (8)	\$419.08 (8)	\$375.32 (8)	\$324.36 (8)	\$276.03 (10)	\$232.00 (10)
MS145812PE-XXBL	1/4 X 5/8 X 1/2 Plain	\$520.99 (5)	\$522.92 (6)	\$469.06 (8)	\$374.61 (8)	\$339.99 (8)	\$298.17 (8)	\$240.07 (12)	\$185.71 (12)
MS145812-XXBL	1/4 X 5/8 X 1/2 Flare w/nut	\$560.27 (5)	\$562.22 (6)	\$508.36 (8)	\$413.91 (8)	\$379.28 (8)	\$337.46 (8)	\$279.37 (12)	\$225.01 (12)
MS145834PE-XXBL	1/4 X 5/8 X 3/4 Plain	\$692.73 (5)	\$552.35 (5)	\$548.33 (8)	\$501.47 (8)	\$424.01 (8)	\$357.70 (8)	\$280.99 (10)	\$221.91 (10)
MS145834-XXBL	1/4 X 5/8 X 3/4 Flare w/nut	\$734.27 (5)	\$593.87 (5)	\$589.85 (8)	\$543.01 (8)	\$465.55 (8)	\$399.24 (8)	\$322.52 (10)	\$263.45 (10)
MS385812PE-XXBL	3/8 X 5/8 X 1/2 Plain	\$524.09 (5)	\$563.98 (6)	\$474.53 (8)	\$401.51 (6)	\$336.00 (8)	\$290.22 (8)	\$257.02 (12)	\$200.28 (12)
MS385812-XXBL	3/8 X 5/8 X 1/2 Flare w/nut	\$564.69 (5)	\$604.58 (6)	\$515.12 (8)	\$442.10 (6)	\$376.60 (8)	\$330.79 (8)	\$297.61 (12)	\$240.87 (12)
MS385834PE-XXBL	3/8 X 5/8 X 3/4 Plain	\$641.22 (5)	\$697.51 (5)	\$619.97 (5)	\$476.34 (5)	\$475.00 (5)	\$380.01 (8)	\$313.34 (8)	\$247.05 (10)
MS385834-XXBL	3/8 X 5/8 X 3/4 Flare w/nut	\$684.13 (5)	\$740.42 (5)	\$662.89 (5)	\$519.25 (5)	\$517.91 (5)	\$422.91 (8)	\$356.25 (8)	\$289.96 (8)
MS383412PE-XXBL	3/8 X 3/4 X 1/2 Plain	\$588.12 (5)	\$635.17 (8)	\$50.14 (8)	\$428.18 (8)	\$363.96 (6)	\$309.36 (8)	\$272.24 (10)	\$217.79 (10)
MS383412-XXBL	3/8 X 3/4 X 1/2 Flare w/nut	\$663.27 (5)	\$703.06 (8)	\$562.45 (8)	\$478.08 (8)	\$406.37 (8)	\$345.41 (6)	\$303.96 (10)	\$243.17 (10)
MS383434PE-XXBL	3/8 X 3/4 X 3/4 Plain	\$678.64 (5)	\$739.72 (5)	\$591.78 (5)	\$473.42 (5)	\$402.41 (5)	\$321.93 (8)	\$257.54 (10)	\$206.03 (10)
MS383434-XXBL	3/8 X 3/4 X 3/4 Flare w/nut	\$754.51 (5)	\$822.41 (5)	\$657.93 (5)	\$526.35 (6)	\$447.39 (5)	\$357.91 (8)	\$286.33 (10)	\$229.07 (10)
MS387812PE-XXBL	3/8 X 7/8 X 1/2 Plain	\$785.33 (5)	\$832.45 (5)	\$665.96 (5)	\$532.77 (5)	\$452.85 (5)	\$362.28 (8)	\$289.83 (10)	\$231.86 (6)
MS387812-XXBL	3/8 X 7/8 X 1/2 Flare w/nut	\$878.63 (5)	\$931.35 (5)	\$745.08 (5)	\$596.07 (5)	\$506.66 (5)	\$405.32 (8)	\$324.26 (10)	\$259.41 (10)





**Curtis**  
PIPE • VALVES • FITTINGS

Effective 6/1/2017

<b>WHITE POLY SUCTION LINE ONLY LIST SHEET</b>												
<b>PLAIN END</b>												
SL X Ins.	25 ft			35 ft			50 ft		82 ft		164 ft	
<b>SLO1412PE-XXWH</b>	1/4 X 1/2	\$60.53	(12)	\$76.96	(10)	\$105.06	(8)			***	(10)	
<b>SLO1434PE-XXWH</b>	1/4 X 3/4	\$68.73	(12)	\$88.83	(10)	\$123.00	(8)					
<b>SLO3812PE-XXWH</b>	3/8 X 1/2	\$88.33	(12)	\$112.76	(10)	\$151.14	(8)			***	(8)	
<b>SLO3834PE-XXWH</b>	3/8 X 3/4	\$97.31	(10)	\$124.47	(10)	\$174.84	(8)					
<b>SLO1212PE-XXWH</b>	1/2 X 1/2	\$94.42	(12)	\$129.19	(10)	\$172.54	(8)			***	(8)	
<b>SLO1234PE-XXWH</b>	1/2 X 3/4	\$108.35	(12)	\$143.27	(10)	\$200.50	(8)					
<b>SLO5812PE-XXWH</b>	5/8 X 1/2	\$111.20	(12)	\$152.49	(10)	\$203.90	(8)			***	(6)	
<b>SLO5834PE-XXWH</b>	5/8 X 3/4	\$130.09	(12)	\$181.63	(10)	\$236.55	(6)					
<b>SLO3412PE-XXWH</b>	3/4 X 1/2	\$130.56	(12)	\$174.79	(10)	\$258.37	(8)	***	(10)			
<b>SLO3434PE-XXWH</b>	3/4 X 3/4	\$147.09	(10)	\$198.32	(8)	\$295.30	(5)					
<b>SLO7812PE-XXWH</b>	7/8 X 1/2	\$184.79	(12)	\$247.76	(8)	\$342.54	(5)	***	(10)			
<b>SLO7834PE-XXWH</b>	7/8 X 3/4	\$208.62	(8)	\$281.69	(6)	\$381.32	(5)					
<b>SLO11812PE-XXWH</b>	1-1/8 X 1/2	\$262.91	(8)	\$352.75	(8)	\$518.37	(5)					
<b>SLO11834PE-XXWH</b>	1-1/8 X 3/4	\$292.85	(8)	\$395.44	(8)	\$605.71	(4)					



**Curtis.**

PIPE • VALVES • FITTINGS

## SIZE COMPARISON CHART

---

<b>A</b>	=	1/8"
<b>B</b>	=	3/16"
<b>C</b>	=	1/4"
<b>D</b>	=	5/16"
<b>E</b>	=	3/8"
<b>F</b>	=	1/2"
<b>I</b>	=	5/8"
<b>K</b>	=	3/4"
<b>L</b>	=	7/8"
<b>M</b>	=	1"
<b>Q</b>	=	1-1/4"
<b>R</b>	=	1-1/2"
<b>S</b>	=	2"
<b>T</b>	=	2-1/2"
<b>U</b>	=	3"
<b>V</b>	=	3-1/2"
<b>X</b>	=	4"
<b>Y</b>	=	5"
<b>Z</b>	=	6"

### MICHIGAN

Phone: (800) 678-1993  
Fax: (517) 439-1141

### NORTH CAROLINA

Phone: (336) 548-7418  
Fax: (336) 548-7420



**Curtis.**

PIPE • VALVES • FITTINGS

## SIZE COMPARISON CHART

---

<b>A</b>	=	1/8"
<b>B</b>	=	3/16"
<b>C</b>	=	1/4"
<b>D</b>	=	5/16"
<b>E</b>	=	3/8"
<b>F</b>	=	1/2"
<b>I</b>	=	5/8"
<b>K</b>	=	3/4"
<b>L</b>	=	7/8"
<b>M</b>	=	1"
<b>Q</b>	=	1-1/4"
<b>R</b>	=	1-1/2"
<b>S</b>	=	2"
<b>T</b>	=	2-1/2"
<b>U</b>	=	3"
<b>V</b>	=	3-1/2"
<b>X</b>	=	4"
<b>Y</b>	=	5"
<b>Z</b>	=	6"

### MICHIGAN

Phone: (800) 678-1993  
Fax: (517) 439-1141

### NORTH CAROLINA

Phone: (336) 548-7418  
Fax: (336) 548-7420



# Wrot Pressure Fittings

<b>WROT 100</b>	<b>Coupling With Stop</b> Copper to Copper
---------------------	---



Part Number	Nominal Size in Inches	O.D. Size	Box Qty.	Master Pack	Price
100-D		5/16	100	1,000	
100-A	1/8	1/4	100	4,000	
100-C	1/4	3/8	100	4,000	
100-E	3/8	1/2	100	2,000	
100-F	1/2	5/8	50	1,000	
100-I	5/8	3/4	100	1,000	
100-K	3/4	7/8	25	500	
100-M	1	1 1/8	10	250	
100-Q	1 1/4	1 3/8	25	250	
100-R	1 1/2	1 5/8	10	100	
100-S	2	2 1/8	5	100	
100-T	2 1/2	2 5/8	5	50	
100-U	3	3 1/8	3	30	
100-V	3 1/2	3 5/8	1	22	
100-X	4	4 1/8	2	20	

<b>WROT 101</b>	<b>Coupling Without Stop</b> Copper to Copper
---------------------	--



Part Number	Nominal Size in Inches	O.D. Size	Box Qty.	Master Pack	Price
101-C	1/4	3/8	100	2,000	
101-E	3/8	1/2	100	2,000	
101-F	1/2	5/8	100	1,000	
101-K	3/4	7/8	50	500	
101-M	1	1 1/8	25	250	
101-Q	1 1/4	1 3/8	25	250	
101-R	1 1/2	1 5/8	10	100	
101-S	2	2 1/8	5	100	
101-T	2 1/2	2 5/8	5	50	
101-U	3	3 1/8	3	30	
101-X	4	4 1/8	2	20	

<b>WROT 101R</b>	<b>Coupling With Stop</b> Copper to Copper
----------------------	---



Part Number	Nominal Size in Inches	O.D. Size	Box Qty.	Master Pack	Price
101R-DC	5/16 x 1/4	5/16 x 3/8	50	3,000	
101R-CA	1/4 x 1/8	3/8 x 1/4	50	1,000	
101R-EC	3/8 x 1/4	1/2 x 3/8	50	1,000	
101R-FE	1/2 x 3/8	5/8 x 1/2	100	1,000	
101R-FC	1/2 x 1/4	5/8 x 3/8	50	2,000	
101R-FA	1/2 x 1/8	5/8 x 1/4	50	1,000	
101R-IF	5/8 x 1/2	3/4 x 5/8	50	500	
101R-IE	5/8 x 3/8	3/4 x 1/2	50	1,000	
101R-IC	5/8 x 1/4	3/4 x 3/8	50	1,000	
101R-KI	3/4 x 5/8	7/8 x 3/4	50	500	
101R-KF	3/4 x 1/2	7/8 x 5/8	25	500	
101R-KE	3/4 x 3/8	7/8 x 1/2	50	250	
101R-KC	3/4 x 1/4	7/8 x 3/8	50	1,000	
101R-MK	1 x 3/4	1 1/8 x 7/8	25	250	
101R-MI	1 x 5/8	1 1/8 x 3/4	25	500	
101R-MF	1 x 1/2	1 1/8 x 5/8	25	250	
101R-ME	1 x 3/8	1 1/8 x 1/2	25	500	
101R-QM	1 1/4 x 1	1 3/8 x 1 1/8	25	250	
101R-QK	1 1/4 x 3/4	1 3/8 x 7/8	25	250	
101R-QF	1 1/4 x 1/2	1 3/8 x 5/8	25	250	
101R-RQ	1 1/2 x 1 1/4	1 5/8 x 1 3/8	10	200	
101R-RM	1 1/2 x 1	1 5/8 x 1 1/8	10	200	
101R-RK	1 1/2 x 3/4	1 5/8 x 7/8	10	200	
101R-RF	1 1/2 x 1/2	1 5/8 x 5/8	10	200	
101R-SR	2 x 1 1/2	2 1/8 x 1 5/8	5	100	
101R-SQ	2 x 1 1/4	2 1/8 x 1 3/8	5	100	
101R-SM	2 x 1	2 1/8 x 1 1/8	10	100	
101R-SK	2 x 3/4	2 1/8 x 7/8	10	100	
101R-SF	2 x 1/2	2 1/8 x 5/8	10	100	
101R-TS	2 1/2 x 2	2 5/8 x 2 1/8	5	50	
101R-TR	2 1/2 x 1 1/2	2 5/8 x 1 5/8	5	50	
101R-TQ	2 1/2 x 1 1/4	2 5/8 x 1 3/8	1	40	
101R-TM	2 1/2 x 1	2 5/8 x 1 1/8	5	50	
101R-UT	3 x 2 1/2	3 1/8 x 2 5/8	3	30	
101R-US	3 x 2	3 1/8 x 2 1/8	3	30	
101R-UR	3 x 1 1/2	3 1/8 x 1 5/8	3	30	
101R-XV	4 x 3 1/2	4 1/8 x 3 5/8	1	16	
101R-XU	4 x 3	4 1/8 x 3 1/8	2	20	
101R-XT	4 x 2 1/2	4 1/8 x 2 5/8	1	10	
101R-XS	4 x 2	4 1/8 x 2 1/8	2	20	
101R-YX	5 x 4	5 1/8 x 4 1/8	1	1	
101R-YU	5 x 3	5 1/8 x 3 1/8	1	1	
101R-YT	5 x 2 1/2	5 1/8 x 2 1/8	1	1	
101R-YS	5 x 2	5 1/8 x 2 1/8	1	1	

# Wrot Pressure Fittings

Part Number	Nominal Size in Inches	O.D. Size	Box Qty.	Master Pack	Price
101R-ZY	6 x 5	6 1/8 x 5 1/8	1	1	
101R-ZX	6 x 4	6 1/8 x 4 1/8	1	1	
101R-ZU	6 x 3	6 1/8 x 3 1/8	1	1	
101R-ZT	6 x 2 1/2	6 1/8 x 2 5/8	1	1	
101R-ZS	6 x 2	6 1/8 x 2 1/8	1	1	
101R-86	8 x 6	8 1/8 x 6 1/8	1	1	
101R-84	8 x 4	8 1/8 x 4 1/8	1	1	
101R-83	8 x 3	8 1/8 x 2 3/8	1	1	
101R-8212	8 x 2 1/2	8 1/8 x 2 5/8	1	1	

WROT <b>102</b>	<b>Union</b> Copperto Copper
--------------------	---------------------------------



Part Number	Nominal Size in Inches	O.D. Size	Box Qty.	Master Pack	Price
102-F	1/2	5/8	25	250	
102-K	3/4	7/8	25	200	
102-M	1	1 1/8	10	100	
102-Q	1 1/4	1 3/8	25	25	
102-R	1 1/2	1 5/8	25	25	
102-S	2	2 1/8	25	25	

WROT <b>103</b>	<b>Female Adapter</b> Copper to Female N.P.T.
--------------------	--



Part Number	Nominal Size in Inches	O.D. Size	Box Qty.	Master Pack	Price
103-A	1/8	1/4 x 1/8	50	50	
103-C	1/4	3/8 x 1/4	50	1,000	
103-E	3/8	1/2 x 3/8	50	500	
103-F	1/2	5/8 x 1/2	50	500	
103-K	3/4	7/8 x 3/4	25	250	
103-M	1	1 1/8 x 1/2	10	100	
103-Q	1 1/4	1 3/8 x 1 1/4	10	100	
103-R	1 1/2	1 5/8 x 1 1/2	10	100	
103-S	2	2 1/8 x 2	5	50	
103-T	2 1/2	2 5/8 x 2 1/2	1	25	
103R-AC	1/8 x 1/4	1/4 x 1/4	50	1,000	
103R-CE	1/4 x 3/8	3/8 x 3/8	50	500	
103R-EF	3/8 x 1/2	1/2 x 1/2	50	500	
103R-EC	3/8 x 1/4	1/2 x 1/4	50	1,000	
103R-FK	1/2 x 3/4	5/8 x 3/4	25	250	
103R-FE	1/2 x 3/8	5/8 x 3/8	50	500	
103R-FC	1/2 x 1/4	5/8 x 1/4	50	500	
103R-IK	5/8 x 3/4	3/4 x 3/4	25	250	
103R-IF	5/8 x 1/2	3/4 x 1/2	25	250	
103R-KM	3/4 x 1	7/8 x 1	25	250	
103R-KF	3/4 x 1/2	7/8 x 1/2	50	500	
103R-MQ	1 x 1 1/4	1 1/8 x 1 1/4	10	100	
103R-MK	1 x 3/4	1 1/8 x 3/4	25	250	
103R-MF	1 x 1/2	1 1/8 x 1/2	20	200	
103R-QR	1 1/4 x 1 1/2	1 3/8 x 1 1/2	10	100	
103R-QM	1 1/4 x 1	1 3/8 x 1	10	100	
103R-RS	1 1/2 x 2	1 5/8 x 2	5	50	
103R-SR	2 x 1 1/2	2 1/8 x 1 1/2	5	50	
103R-RQ	1 1/2 x 1 1/4	1 5/8 x 1 3/8	5	50	

# Wrot Pressure Fittings

<b>WROT 103-2</b>	<b>Female Street Adapter</b> Fitting to Female N.P.T.
-----------------------	--



Part Number	Nominal Size in Inches	O.D. Size	Box Qty.	Master Pack	Price
103-2-C	1/4	3/8 x 1/4	50	1,000	
103-2-E	3/8	1/2 x 3/8	50	500	
103-2-F	1/2	5/8 x 1/2	50	500	
103-2-K	3/4	7/8 x 3/4	25	250	
103-2-M	1	1 1/8 x 1	10	100	
103-2-Q	1 1/4	1 3/8 x 1 1/4	10	100	
103-2-R	1 1/2	1 5/8 x 1 1/2	10	100	
103-2-S	2	2 1/8 x 2	5	50	
103-2-FE	1/2 x 3/8	5/8 x 3/8	50	1,000	

<b>WROT 104</b>	<b>Male Adapter</b> Copper to Male N.P.T.
---------------------	--



Part Number	Nominal Size in Inches	O.D. Size	Box Qty.	Master Pack	Price
104-C	1/4	3/8 x 1/4	50	500	
104-E	3/8	1/2 x 3/8	50	500	
104-F	1/2	5/8 x 1/2	50	500	
104-K	3/4	7/8 x 3/4	25	250	
104-M	1	1 1/8 x 1	10	100	
104-Q	1 1/4	1 3/8 x 1 1/4	10	100	
104-R	1 1/2	1 5/8 x 1 1/2	10	100	
104-S	2	2 1/8 x 2	5	50	
104-T	2 1/2	2 5/8 x 2 1/2	4	40	
104-U	3	3 1/8 x 3	2	20	
104-X	4	4 1/8 x 4	1	1	
104R-AC	1/8 x 1/4	1/4 x 1/4	50	1,000	
104R-EK	3/8 x 3/4	1/2 x 3/4	50	500	
104R-EF	3/8 x 1/2	1/2 x 1/2	50	500	
104R-EC	3/8 x 1/4	1/2 x 1/4	50	1,000	
104R-FM	1/2 x 1	5/8 x 1	25	250	
104R-FK	1/2 x 3/4	5/8 x 3/4	25	250	
104R-FE	1/2 x 3/8	5/8 x 3/8	50	1,000	
104R-FC	1/2 x 1/4	5/8 x 1/4	50	500	

Part Number	Nominal Size in Inches	O.D. Size	Box Qty.	Master Pack	Price
104R-IK	5/8 x 3/4	3/4 x 3/4	25	250	
104R-IF	5/8 x 1/2	3/4 x 1/2	25	500	
104R-KM	3/4 x 1	7/8 x 1	20	200	
104R-KF	3/4 x 1/2	7/8 x 1/2	50	500	
104R-MR	1 x 1 1/2	1 1/8 x 1 1/2	10	100	
104R-MQ	1 x 1 1/4	1 1/8 x 1 1/4	10	100	
104R-MK	1 x 3/4	1 1/8 x 3/4	25	250	
104R-MF	1 x 1/2	1 1/8 x 1 1/2	25	250	
104R-QR	1 1/4 x 1 1/2	1 3/8 x 1 1/2	10	100	
104R-QM	1 1/4 x 1	1 3/8 x 1	10	200	
104R-RS	1 1/2 x 2	1 5/8 x 2	5	50	
104R-RQ	1 1/2 x 1 1/4	1 5/8 x 1 1/4	10	100	
104R-RM	1 1/2 x 1	1 5/8 x 1	10	100	
104R-SR	2 x 1 1/2	2 1/8 x 1 1/2	1	50	

<b>WROT 104-2</b>	<b>Male Street Adapter</b> Fitting to Male N.P.T.
-----------------------	--



Part Number	Nominal Size in Inches	O.D. Size	Box Qty.	Master Pack	Price
104-2-C	1/4	3/8 x 1/4	50	1,000	
104-2-E	3/8		50	1,000	
104-2-F	1/2	5/8 x 1/2	50	500	
104-2-K	3/4	7/8 x 3/4	25	250	
104-2-M	1	1 1/8 x 1	25	250	
104-2-Q	1 1/4	1 3/8 x 1 1/4	10	100	
104-2-R	1 1/2	1 5/8 x 1 1/2	10	100	
104-2-S	2	2 1/8 x 2	5	50	
104-2-FK	1/2 x 3/4	5/8 x 3/4	25	250	
104R-2-FE	1/2 x 3/8	5/8 x 3/8	50	1,000	

# Wrot Pressure Fittings

WROT <b>106</b>	<b>45° Elbow</b> Copper to Copper
--------------------	--------------------------------------



Part Number	Nominal Size in Inches	O.D. Size	Box Qty.	Master Pack	Price
106-A	1/8	1/4	50	1,000	
106-C	1/4	3/8	50	500	
106-E	3/8	1/2	50	500	
106-F	1/2	5/8	50	500	
106-I	5/8	3/4	50	500	
106-K	3/4	7/8	25	250	
106-M	1	1 1/8	10	200	
106-Q	1 1/4	1 3/8	10	200	
106-R	1 1/2	1 5/8	10	100	
106-S	2	2 1/8	5	50	
106-T	2 1/2	2 5/8	2	20	
106-U	3	3 1/8	1	20	
106-X	4	4 1/8	1	10	
106-Y	5	5 1/8	1	1	
106-Z	6	6 1/8	1	1	
106-8	8	8 1/8	1	1	

WROT <b>106-2</b>	<b>45° Street Elbow</b> Fitting to Copper
----------------------	--



Part Number	Nominal Size in Inches	O.D. Size	Box Qty.	Master Pack	Price
106-2-C	1/4	3/8	50	1,000	
106-2-E	3/8	1/2	50	1,000	
106-2-F	1/2	5/8	50	500	
106-2-I	5/8	3/4	50	500	
106-2-K	3/4	7/8	25	250	
106-2-M	1	1 1/8	10	100	
106-2-Q	1 1/4	1 3/8	10	100	
106-2-R	1 1/2	1 5/8	10	100	
106-2-S	2	2 1/8	5	50	
106-2-T	2 1/2	2 5/8	3	30	
106-2-U	3	3 1/8	2	20	
106-2-X	4	4 1/8	1	1	

WROT <b>105C</b>	<b>90° Street Elbow-Close Ruff</b> Fitting to Fitting
---------------------	--



Part Number	Nominal Size in Inches	O.D. Size	Box Qty.	Master Pack	Price
105C-F	1/2	5/8	25	500	
105C-M	1	1 1/8	10	100	
105C-Q	1 1/4	1 3/8	5	50	

WROT <b>107C</b>	<b>90° Elbow-Close Ruff</b> Copper to Copper
---------------------	---



Part Number	Nominal Size in Inches	O.D. Size	Box Qty.	Master Pack	Price
107C-A	1/8	1/4	50	500	
107C-C	1/4	3/8	50	2,000	
107C-E	3/8	1/2	50	1,000	
107C-F	1/2	5/8	50	500	
107C-I	5/8	3/4	25	250	
107C-K	3/4	7/8	25	250	
107C-M	1	1 1/8	10	100	
107C-Q	1 1/4	1 3/8	25	100	
107C-R	1 1/2	1 5/8	10	100	
107C-S	2	2 1/8	10	40	
107C-T	2 1/2	2 5/8	2	20	
107C-U	3	3 1/8	1	20	
107C-V	3 1/2	3 5/8	1	10	
107C-X	4	4 1/8	1	10	
107C-Y	5	5 1/8	1	1	
107C-Z	6	6 1/8	1	1	
107C-8	8	8 1/8	1	1	
107CR-FE	1/2 x 3/8	5/8 x 1/2	100	1,000	
107CR-KF	3/4 x 1/2	7/8 x 5/8	50	500	
107CR-MK	1 x 3/4	1 1/8 x 7/8	25	250	
107CR-MF	1 x 1/2	1 1/8 x 5/8	25	250	
107CR-QM	1 1/4 x 1	1 3/8 x 1 1/8	10	100	
107CR-RQ	1 1/2 x 1 1/4	1 5/8 x 1 3/8	10	100	
107CR-SR	2 x 1 1/2	2 1/8 x 1 5/8	5	50	
107CR-TS	2 1/2 x 2	2 5/8 x 2 1/8	5	40	

# Wrot Pressure Fittings

WROT <b>107C-2</b>	<b>90° Street Elbow-Close Ruff</b> Fitting to Copper
-----------------------	---



Part Number	Nominal Size in Inches	O.D. Size	Box Qty.	Master Pack	Price
107C-2-A	1/8	1/4	50	500	
107C-2-C	1/4	3/8	50	500	
107C-2-E	3/8	1/2	50	500	
107C-2-F	1/2	5/8	50	500	
107C-2-I	5/8	3/4	25	250	
107C-2-K	3/4	7/8	25	250	
107C-2-M	1	1 1/8	10	100	
107C-2-Q	1 1/4	1 3/8	10	100	
107C-2-R	1 1/2	1 5/8	5	50	
107C-2-S	2	2 1/8	5	40	
107C-2-T	2 1/2	2 5/8	2	20	
107C-2-U	3	3 1/8	1	20	
107C-2-X	4	4 1/8	1	5	

WROT <b>107</b>	<b>90° Elbow-Long Turn</b> Copper to Copper.
--------------------	---



Part Number	Nominal Size in Inches	O.D. Size	Box Qty.	Master Pack	Price
107-A	1/8	1/4	50	3,000	
107-C	1/4	3/8	50	2,000	
107-D		5/16	50	2,000	
107-E	3/8	1/2	50	1,000	
107-F	1/2	5/8	50	500	
107-I	5/8	3/4	50	500	
107-K	3/4	7/8	25	250	
107-L	7/8	1	10	100	
107-M	1	1 1/8	10	100	
107-Q	1 1/4	1 3/8	5	100	
107-R	1 1/2	1 5/8	5	50	
107-S	2	2 1/8	5	25	
107-T	2 1/2	2 5/8	1	20	
107-U	3	3 1/8	1	10	

Part Number	Nominal Size in Inches	O.D. Size	Box Qty.	Master Pack	Price
107-V	3 1/2	3 5/8	1	1	
107-X	4	4 1/8	1	4	
107R-FE	1/2 x 3/8	5/8 x 1/2	50	1,000	
107R-IF	5/8 x 1/2	3/4 x 5/8	50	500	
107R-KF	3/4 x 1/2	7/8 x 5/8	25	250	
107R-KI	3/4 x 5/8	7/8 x 3/4	5	500	
107R-MK	1 x 3/4	1 1/8 x 7/8	10	200	
107R-RQ	1 1/2 x 1 1/4	1 5/8 x 1 3/8	5	50	
107R-SR	2 x 1 1/2	2 1/8 x 1 5/8	5	40	

WROT <b>107-2</b>	<b>90° Street Elbow-Long Turn</b> Fitting to Copper
----------------------	--



Part Number	Nominal Size in Inches	O.D. Size	Box Qty.	Master Pack	Price
107-2-A	1/8	1/4	50	2,000	
107-2-C	1/4	3/8	50	500	
107-2-E	3/8	1/2	50	500	
107-2-F	1/2	5/8	50	500	
107-2-I	5/8	3/4	25	250	
107-2-K	3/4	7/8	25	250	
107-2-M	1	1 1/8	10	100	
107-2-Q	1 1/4	1 3/8	5	100	
107-2-R	1 1/2	1 5/8	5	50	
107-2-S	2	2 1/8	5	25	
107-2-T	2 1/2	2 5/8	1	10	
107-2-U	3	3 1/8	1	10	
107-2-X	4	4 1/8	1	1	

WROT <b>107-2-2</b>	<b>90° Street Elbow-Long Turn</b> Fitting to Fitting
------------------------	---



Part Number	Nominal Size in Inches	O.D. Size	Box Qty.	Master Pack	Price
107-2-2-F	1/2	5/8	50	500	
107-2-2-K	3/4	7/8	25	250	

# Wrot Pressure Fittings

<b>WROT 111</b>	<b>Tee</b> Copper to Copper to Copper
---------------------	--



Part Number	Nominal Size in Inches	O.D. Size	Box Qty.	Master Pack	Price
111-B		3/16	50	1,000	
111-D		5/16	50	2,000	
111-A	1/8	1/4	50	1,000	
111-C	1/4	3/8	50	1,000	
111-E	3/8	1/2	50	1,000	
111-F	1/2	5/8	50	500	
111-I	5/8	3/4	25	250	
111-K	3/4	7/8	25	250	
111-M	1	1 1/8	10	100	
111-Q	1 1/4	1 3/8	5	100	
111-R	1 1/2	1 5/8	5	50	
111-S	2	2 1/8	5	25	
111-T	2 1/2	2 5/8	1	20	
111-U	3	3 1/8	1	16	
111-V	3 1/2	3 5/8	1	5	
111-X	4	4 1/8	1	5	
111-Y	5	5 1/8	1	1	
111-Z	6	6 1/8	1	1	
111-8	8	8 1/8	1	1	
111R-CCA	1/4 x 1/4 x 1/8	3/8 x 3/8 x 1/4	50	2,000	
111RR-CAC	1/4 x 1/8 x 1/4	3/8 x 1/4 x 3/8	50	1,000	
111RR-CAA	1/4 x 1/8 x 1/8	3/8 x 1/4 x 1/4	50	1,000	
111R-EEC	3/8 x 3/8 x 1/4	1/2 x 1/2 x 3/8	50	1,000	
111R-EEA	3/8 x 3/8 x 1/8	1/2 x 1/2 x 1/4	50	1,000	
111RR-ECE	3/8 x 1/4 x 3/8	1/2 x 3/8 x 1/2	50	1,000	
111RR-ECC	3/8 x 1/4 x 1/4	1/2 x 3/8 x 3/8	50	1,000	
111RR-ECA	3/8 x 1/4 x 1/8	1/2 x 3/8 x 1/4	50	1,000	
111RR-EAE	3/8 x 1/4 x 3/8	1/2 x 1/4 x 1/2	50	1,000	
111R-FFE	1/2 x 1/2 x 3/8	5/8 x 5/8 x 1/2	50	500	
111R-FFC	1/2 x 1/2 x 1/4	5/8 x 5/8 x 3/8	50	500	
111R-FFA	1/2 x 1/2 x 1/8	5/8 x 5/8 x 1/4	50	500	
111RR-FEE	1/2 x 3/8 x 3/8	5/8 x 1/2 x 1/2	50	500	
111RR-FCC	1/2 x 1/4 x 1/4	5/8 x 3/8 x 3/8	50	500	
111R-IIF	5/8 x 5/8 x 1/2	3/4 x 3/4 x 1/2	25	250	
111R-IIE	5/8 x 5/8 x 3/8	3/4 x 3/4 x 1/2	10	400	
111R-IIC	5/8 x 5/8 x 1/4	3/4 x 3/4 x 3/8	25	250	
111R-IFF	5/8 x 1/2 x 1/2	3/4 x 5/8 x 5/8	10	400	
111R-KKI	3/4 x 3/4 x 5/8	7/8 x 7/8 x 3/4	10	200	
111R-KKF	3/4 x 3/4 x 1/2	7/8 x 7/8 x 5/8	25	250	
111R-KKE	3/4 x 3/4 x 3/8	7/8 x 7/8 x 1/2	25	250	
111R-KKC	3/4 x 3/4 x 1/4	7/8 x 7/8 x 3/8	25	250	
111RR-KII	3/4 x 5/8 x 5/8	7/8 x 3/4 x 3/4	10	200	
111RR-KFK	3/4 x 1/2 x 3/4	7/8 x 5/8 x 7/8	25	250	
111RR-KFF	3/4 x 1/2 x 1/2	7/8 x 5/8 x 5/8	25	250	

Part Number	Nominal Size in Inches	O.D. Size	Box Qty.	Master Pack	Price
111RR-KFE	3/4 x 1/2 x 3/8	7/8 x 5/8 x 1/2	25	250	
111RR-KEK	3/4 x 3/8 x 3/4	7/8 x 1/2 x 7/8	25	250	
111RR-KEE	3/4 x 3/8 x 1/2	7/8 x 1/2 x 1/2	25	250	
111R-MMK	1 x 1 x 3/4	1 1/8 x 1 1/8 x 7/8	10	100	
111R-MMI	1 x 1 x 5/8	1 1/8 x 1 1/8 x 3/4	10	100	
111R-MMF	1 x 1 x 1/2	1 1/8 x 1 1/8 x 5/8	10	100	
111R-MME	1 x 1 x 3/8	1 1/8 x 1 1/8 x 1/2	10	100	
111RR-MKM	1 x 3/4 x 1	1 1/8 x 7/8 x 1 1/8	10	100	
111RR-MKK	1 x 3/4 x 3/4	1 1/8 x 7/8 x 7/8	10	100	
111RR-MKF	1 x 3/4 x 1/2	1 1/8 x 7/8 x 5/8	10	100	
111RR-MFM	1 x 1/2 x 1	1 1/8 x 5/8 x 1 1/8	10	100	
111RR-MFK	1 x 1/2 x 3/4	1 1/8 x 5/8 x 7/8	10	100	
111RR-MFF	1 x 1/2 x 1/2	1 1/8 x 5/8 x 5/8	10	100	
111R-QQM	1 1/4 x 1 1/4 x 1	1 3/8 x 1 3/8 x 1 1/8	5	100	
111R-QQK	1 1/4 x 1 1/4 x 3/4	1 3/8 x 1 3/8 x 7/8	5	50	
111R-QQF	1 1/4 x 1 1/4 x 1/2	1 3/8 x 1 3/8 x 5/8	5	100	
111RR-QMQ	1 1/4 x 1 x 1 1/4	1 3/8 x 1 1/8 x 1 3/8	5	100	
111RR-QMM	1 1/4 x 1 x 1	1 3/8 x 1 1/8 x 1 1/8	5	100	
111RR-QMK	1 1/4 x 1 x 3/4	1 3/8 x 1 1/8 x 7/8	5	100	
111RR-QMF	1 1/4 x 1 x 1/2	1 3/8 x 1 1/8 x 5/8	5	100	
111RR-QKQ	1 1/4 x 3/4 x 1 1/4	1 3/8 x 7/8 x 1 3/8	5	100	
111RR-QKM	1 1/4 x 3/4 x 1	1 3/8 x 7/8 x 1 1/8	5	100	
111RR-QKK	1 1/4 x 3/4 x 3/4	1 3/8 x 7/8 x 7/8	5	100	
111RR-QKF	1 1/4 x 3/4 x 1/2	1 3/8 x 7/8 x 5/8	5	100	
111RR-QFQ	1 1/4 x 1/2 x 1 1/4	1 3/8 x 5/8 x 1 3/8	5	100	
111R-RRQ	1 1/2 x 1 1/2 x 1 1/4	1 5/8 x 1 5/8 x 1 3/8	5	50	
111R-RRM	1 1/2 x 1 1/2 x 1	1 5/8 x 1 5/8 x 1 1/8	5	50	
111R-RRK	1 1/2 x 1 1/2 x 3/4	1 5/8 x 1 5/8 x 7/8	5	50	
111R-RRF	1 1/2 x 1 1/2 x 1/2	1 5/8 x 1 5/8 x 5/8	5	50	
111RR-RQR	1 1/2 x 1 1/4 x 1 1/2	1 5/8 x 1 3/8 x 1 5/8	5	50	
111RR-RQQ	1 1/2 x 1 1/4 x 1 1/4	1 5/8 x 1 3/8 x 1 3/8	5	50	
111RR-RQM	1 1/2 x 1 1/4 x 1	1 5/8 x 1 3/8 x 1 1/8	5	50	
111RR-RQK	1 1/2 x 1 1/4 x 3/4	1 5/8 x 1 3/8 x 7/8	5	50	
111RR-RQF	1 1/2 x 1 1/4 x 1/2	1 5/8 x 1 3/8 x 5/8	5	50	
111RR-RMR	1 1/2 x 1 x 1 1/2	1 5/8 x 1 1/8 x 1 5/8	5	50	
111RR-RMQ	1 1/2 x 1 x 1 1/4	1 5/8 x 1 1/8 x 1 3/8	5	50	
111RR-RMM	1 1/2 x 1 x 1	1 5/8 x 1 1/8 x 1 1/8	5	50	
111RR-RMK	1 1/2 x 1 x 3/4	1 5/8 x 1 1/8 x 7/8	5	50	
111RR-RMF	1 1/2 x 1 x 1/2	1 5/8 x 1 1/8 x 5/8	5	50	
111RR-RKR	1 1/2 x 3/4 x 1 1/2	1 5/8 x 7/8 x 1 5/8	5	50	
111RR-RKQ	1 1/2 x 3/4 x 1 1/4	1 5/8 x 7/8 x 1 3/8	5	5	
111RR-RKM	1 1/2 x 3/4 x 1	1 5/8 x 7/8 x 1 1/8	5	50	
111RR-RKK	1 1/2 x 3/4 x 3/4	1 5/8 x 7/8 x 7/8	5	50	
111RR-RKF	1 1/2 x 3/4 x 1/2	1 5/8 x 7/8 x 5/8	5	50	
111RR-RFR	1 1/2 x 1/2 x 1 1/2	1 5/8 x 5/8 x 1 5/8	5	50	
111R-SSR	2 x 2 x 1 1/2	2 1/8 x 2 1/8 x 1 5/8	4	40	
111R-SSQ	2 x 2 x 1 1/4	2 1/8 x 2 1/8 x 1 3/8	4	40	
111R-SSM	2 x 2 x 1	2 1/8 x 2 1/8 x 1 1/8	4	40	
111R-SSK	2 x 2 x 3/4	2 1/8 x 2 1/8 x 7/8	5	50	
111R-SSF	2 x 2 x 1/2	2 1/8 x 2 1/8 x 5/8	5	50	
111RR-SRS	2 x 1 1/2 x 2	2 1/8 x 1 5/8 x 2 1/8	2	40	
111RR-SRR	2 x 1 1/2 x 1 1/2	2 1/8 x 1 5/8 x 1 5/8	5	40	



# Wrot Pressure Fittings

Part Number	Nominal Size in Inches	O.D. Size	Box Qty.	Master Pack	Price
111RR-SRQ	2 x 1 1/2 x 1 1/4	2 1/8 x 15/8 x 13/8	4	40	
111RR-SRM	2 x 1 1/2 x 1	2 1/8 x 15/8 x 1 1/8	4	40	
111RR-SRK	2 x 1 1/2 x 3/4	2 1/8 x 15/8 x 7/8	4	40	
111RR-SRF	2 x 1 1/2 x 1/2	2 1/8 x 15/8 x 5/8	4	40	
111RR-SQS	2 x 1 1/4 x 2	2 1/8 x 13/8 x 2 1/8	2	40	
111RR-SQR	2 x 1 1/4 x 1 1/2	2 1/8 x 13/8 x 15/8	1	25	
111RR-SQQ	2 x 1 1/4 x 1 1/4	2 1/8 x 13/8 x 13/8	4	40	
111RR-SQM	2 x 1 1/4 x 1	2 1/8 x 13/8 x 1 1/8	1	25	
111RR-SQK	2 x 1 1/4 x 3/4	2 1/8 x 13/8 x 7/8	1	40	
111RR-SMS	2 x 1 x 2	2 1/8 x 1 1/8 x 2 1/8	2	40	
111RR-SMM	2 x 1 x 1	2 1/8 x 1 1/8 x 1 1/8	4	40	
111RR-SKS	2 x 3/4 x 2	2 1/8 x 7/8 x 2 1/8	2	40	
111RR-SFS	2 x 1/2 x 2	2 1/8 x 5/8 x 2 1/8	2	40	
111R-TTS	2 1/2 x 2 1/2 x 2	25/8 x 25/8 x 2 1/8	2	20	
111R-TTR	2 1/2 x 2 1/2 x 1 1/2	25/8 x 25/8 x 15/8	3	30	
111R-TTQ	2 1/2 x 2 1/2 x 1 1/4	25/8 x 25/8 x 13/8	3	30	
111R-TTM	2 1/2 x 2 1/2 x 1	25/8 x 25/8 x 1 1/8	3	30	
111R-TTF	2 1/2 x 2 1/2 x 1/2	25/8 x 25/8 x 5/8	3	30	
111R-TTK	2 1/2 x 2 1/2 x 3/4	25/8 x 25/8 x 7/8	3	30	
111RR-TST	2 1/2 x 2 x 2 1/2	25/8 x 2 1/8 x 25/8	2	20	
111RR-TSS	2 1/2 x 2 x 2	25/8 x 2 1/8 x 2 1/8	2	20	
111RR-TSR	2 1/2 x 2 x 1 1/2	25/8 x 2 1/8 x 15/8	2	20	
111RR-TSQ	2 1/2 x 2 x 1 1/4	25/8 x 2 1/8 x 13/8	2	20	
111RR-TSM	2 1/2 x 2 x 1	25/8 x 2 1/8 x 1 1/8	2	20	
111RR-TSK	2 1/2 x 2 x 3/4	25/8 x 2 1/8 x 7/8	2	20	
111RR-TRT	2 1/2 x 1 1/2 x 2 1/2	25/8 x 15/8 x 25/8	2	10	
111RR-TRS	2 1/2 x 1 1/2 x 2	25/8 x 15/8 x 2 1/8	2	10	
111RR-TQT	2 1/2 x 1 1/4 x 2 1/2	25/8 x 13/8 x 25/8	2	10	
111RR-TMT	2 1/2 x 1 x 2 1/2	25/8 x 1 1/8 x 25/8	2	10	
111RR-TKT	2 1/2 x 3/4 x 2 1/2	25/8 x 7/8 x 25/8	2	20	
111R-UUT	3 x 3 x 2 1/2	3 1/8 x 3 1/8 x 25/8	1	16	
111R-UUS	3 x 3 x 2	3 1/8 x 3 1/8 x 2 1/8	1	20	
111R-UUR	3 x 3 x 1 1/2	3 1/8 x 3 1/8 x 15/8	1	20	
111R-UUQ	3 x 3 x 1 1/4	3 1/8 x 3 1/8 x 13/8	1	20	
111R-UUM	3 x 3 x 1	3 1/8 x 3 1/8 x 1 1/8	2	20	
111R-UUK	3 x 3 x 3/4	3 1/8 x 3 1/8 x 7/8	2	20	
111R-UUF	3 x 3 x 1/2	3 1/8 x 3 1/8 x 5/8	2	20	
111RR-UTU	3 x 2 1/2 x 3	3 1/8 x 25/8 x 3 1/8	1	8	
111RR-UTT	3 x 2 1/2 x 2 1/2	3 1/8 x 25/8 x 25/8	1	8	
111RR-UTS	3 x 2 1/2 x 2	3 1/8 x 25/8 x 2 1/8	1	20	
111RR-USU	3 x 2 x 3	3 1/8 x 2 1/8 x 3 1/8	1	8	
111RR-UST	3 x 2 x 2 1/2	3 1/8 x 2 1/8 x 25/8	1	10	
111RR-USS	3 x 2 x 2	3 1/8 x 2 1/8 x 2 1/8	1	10	
111RR-URU	3 x 1 1/2 x 3	3 1/8 x 15/8 x 3 1/8	1	10	
111RR-UQU	3 x 1 1/4 x 3	3 1/8 x 13/8 x 3 1/8	1	10	
111RR-UMU	3 x 1 x 3	3 1/8 x 1 1/8 x 3 1/8	1	8	
111RR-UKU	3 x 3/4 x 3	3 1/8 x 7/8 x 3 1/8	1	8	
111R-XXU	4 x 4 x 3	4 1/8 x 4 1/8 x 3 1/8	1	5	
111R-XXT	4 x 4 x 2 1/2	4 1/8 x 4 1/8 x 25/8	1	5	
111R-XXS	4 x 4 x 2	4 1/8 x 4 1/8 x 2 1/8	1	10	
111R-XXR	4 x 4 x 1 1/2	4 1/8 x 4 1/8 x 15/8	1	5	
111R-XXQ	4 x 4 x 1 1/4	4 1/8 x 4 1/8 x 13/8	1	5	
111R-XXM	4 x 4 x 1	4 1/8 x 4 1/8 x 1 1/8	1	5	
111R-XXK	4 x 4 x 3/4	4 1/8 x 4 1/8 x 7/8	1	10	
111R-XXF	4 x 4 x 1/2	4 1/8 x 4 1/8 x 5/8	1	10	

Part Number	Nominal Size in Inches	O.D. Size	Box Qty.	Master Pack	Price
111RR-XUX	4 x 3 x 4	4 1/8 x 3 1/8 x 4 1/8	1	5	
111RR-XUU	4 x 3 x 3	4 1/8 x 3 1/8 x 3 1/8	1	5	
111RR-XUT	4 x 3 x 2 1/2	4 1/8 x 3 1/8 x 25/8	1	5	
111RR-XUS	4 x 3 x 2	4 1/8 x 3 1/8 x 2 1/8	1	5	
111RR-XTX	4 x 2 1/2 x 4	4 1/8 x 25/8 x 4 1/8	1	5	
111RR-XSX	4 x 2 x 4	4 1/8 x 2 1/8 x 4 1/8	1	5	
111R-YYX	5 x 5 x 4	5 1/8 x 5 1/8 x 4 1/8	1	1	
111R-YYU	5 x 5 x 3	5 1/8 x 5 1/8 x 3 1/8	1	1	
111R-YYT	5 x 5 x 2 1/2	5 1/8 x 5 1/8 x 25/8	1	1	
111R-YYS	5 x 5 x 2	5 1/8 x 5 1/8 x 2 1/8	1	1	
111R-YYR	5 x 5 x 1 1/2	5 1/8 x 5 1/8 x 15/8	1	1	
111R-YYQ	5 x 5 x 1 1/4	5 1/8 x 5 1/8 x 13/8	1	1	
111R-YYM	5 x 5 x 1	5 1/8 x 5 1/8 x 1 1/8	1	1	
111R-ZZY	6 x 6 x 5	6 1/8 x 6 1/8 x 5 1/8	1	1	
111R-ZZX	6 x 6 x 4	6 1/8 x 6 1/8 x 4 1/8	1	1	
111R-ZZU	6 x 6 x 3	6 1/8 x 6 1/8 x 3 1/8	1	1	
111R-ZZT	6 x 6 x 2 1/2	6 1/8 x 6 1/8 x 25/8	1	1	
111R-ZZS	6 x 6 x 2	6 1/8 x 6 1/8 x 2 1/8	1	1	
111R-ZZR	6 x 6 x 1 1/2	6 1/8 x 6 1/8 x 15/8	1	1	
111R-ZZQ	6 x 6 x 1 1/4	6 1/8 x 6 1/8 x 13/8	1	1	
111R-ZZM	6 x 6 x 1	6 1/8 x 6 1/8 x 1 1/8	1	1	
111R-ZZK	6 x 6 x 3/4	6 1/8 x 6 1/8 x 7/8	1	1	
111R-ZZF	6 x 6 x 1/2	6 1/8 x 6 1/8 x 5/8	1	1	
111RR-ZXZ	6 x 4 x 6	6 1/8 x 4 1/8 x 6 1/8	1	1	
111RR-ZXX	6 x 4 x 4	6 1/8 x 4 1/8 x 4 1/8	1	1	
111R-886	8 x 8 x 6	8 1/8 x 8 1/8 x 6 1/8	1	1	
111R-885	8 x 8 x 5	8 1/8 x 8 1/8 x 5 1/8	1	1	
111R-884	8 x 8 x 4	8 1/8 x 8 1/8 x 4 1/8	1	1	
111R-883	8 x 8 x 3	8 1/8 x 8 1/8 x 3 1/8	1	1	
111R-88212	8 x 8 x 2 1/2	8 1/8 x 8 1/8 x 25/8	1	1	
111R-882	8 x 8 x 2	8 1/8 x 8 1/8 x 2 1/8	1	1	

# Wrot Pressure Fittings

WROT <b>111-2</b>	<b>Street Tee</b> Copper to Copper to Copper
----------------------	---



Part Number	Nominal Size in Inches	O.D. Size	Box Qty.	Master Pack	Price
111-2-F	1/2	5/8	50	500	
111-2-K	3/4	7/8	25	250	

WROT <b>111BH</b>	<b>Tee</b> Copper to Copper to Copper
----------------------	--



Part Number	Nominal Size in Inches	O.D. Size	Box Qty.	Master Pack	Price
111BH-AAC	1/8 x 1/8 x 1/4	1/4 x 1/4 x 3/8	50	1,000	
111BH-CCF	1/4 x 1/4 x 1/2	3/8 x 3/8 x 1/4	50	500	
111BH-CCE	1/4 x 1/4 x 3/8	3/8 x 3/8 x 1/2	50	1,000	
111R-EEF	3/8 x 3/8 x 1/2	1/2 x 1/2 x 5/8	50	500	
111BH-FFM	1/2 x 1/2 x 1	5/8 x 5/8 x 1 1/8	10	100	
111BH-FFK	1/2 x 1/2 x 3/4	5/8 x 5/8 x 7/8	25	250	
111BH-FFI	1/2 x 1/2 x 5/8	5/8 x 5/8 x 3/4	25	500	
111BH-IIK	5/8 x 5/8 x 7/8	3/4 x 3/4 x 7/8	10	200	
111BH-KKM	3/4 x 3/4 x 1	7/8 x 7/8 x 1 1/8	10	100	
111BH-MMR	1 x 1 x 1 1/2	1 1/8 x 1 1/8 x 13/8	5	50	
111BH-MMQ	1 x 1 x 1 1/4	1 1/8 x 1 1/8 x 13/8	5	50	
111BH-QQS	1 1/4 x 1 1/4 x 2	13/8 x 13/8 x 21/8	1	25	
111BH-QQR	1 1/4 x 1 1/4 x 1 1/2	13/8 x 13/8 x 15/8	5	50	
111BH-RRS	1 1/2 x 1 1/2 x 2	15/8 x 15/8 x 21/8	2	20	
111BH-SST	2 x 2 x 2 1/2	21/8 x 21/8 x 25/8	2	10	

WROT <b>116</b>	<b>Fitting End Plug</b> For Fitting
--------------------	--



Part Number	Nominal Size in Inches	O.D. Size	Box Qty.	Master Pack	Price
116-E	3/8	1/2	50	1,000	
116-F	1/2	5/8	50	2,000	
116-K	3/4	7/8	50	1,000	

WROT <b>117</b>	<b>Tube Cap</b> For Tube End
--------------------	---------------------------------



Part Number	Nominal Size in Inches	O.D. Size	Box Qty.	Master Pack	Price
117-A	1/8	1/4	50	2,000	
117-C	1/4	3/8	50	2,000	
117-E	3/8	1/2	50	1,000	
117-F	1/2	5/8	100	1,000	
117-I	5/8	3/4	50	2,000	
117-K	3/4	7/8	50	500	
117-M	1	1 1/8	10	500	
117-Q	1 1/4	1 3/8	25	250	
117-R	1 1/2	1 5/8	25	250	
117-S	2	2 1/8	10	100	
117-T	2 1/2	2 5/8	5	50	
117-U	3	3 1/8	5	50	
117-X	4	4 1/8	2	20	



# Wrot Pressure Fittings

<b>WROT 118</b>	<b>Fitting Reducer Fitting to Copper</b>
---------------------	--



Part Number	Nominal Size in Inches	O.D. Size	Box Qty.	Master Pack	Price
118-ZU	6 x 3	6 1/8 x 3 1/8	1	1	
118-ZT	6 x 2 1/2	6 1/8 x 2 5/8	1	1	
118-ZS	6 x 2	6 1/8 x 2 1/8	1	1	
118-86	8 x 6	8 1/8 x 6 1/8	1	1	
118-85	8 x 5	8 1/8 x 5 1/8	1	1	
118-84	8 x 4	8 1/8 x 4 1/8	1	1	
118-83	8 x 3	8 1/8 x 3 1/8	1	1	

Part Number	Nominal Size in Inches	O.D. Size	Box Qty.	Master Pack	Price
118-CA	1/4 x 1/8	3/8 x 1/4	50	1,000	
118-EC	3/8 x 1/4	1/2 x 3/8	50	1,000	
118-EA	3/8 x 1/8	1/2 x 1/4	50	3,000	
118-FE	1/2 x 3/8	5/8 x 1/2	50	1,000	
118-FC	1/2 x 1/4	5/8 x 3/8	50	1,000	
118-IF	5/8 x 1/2	3/4 x 5/8	50	1,000	
118-IE	5/8 x 3/8	3/4 x 1/2	50	1,000	
118-IC	5/8 x 1/4	3/4 x 3/8	50	1,000	
118-KF	3/4 x 1/2	7/8 x 5/8	25	500	
118-KE	3/4 x 3/8	7/8 x 1/2	50	1,000	
118-KC	3/4 x 1/4	7/8 x 3/8	50	1,000	
118-MK	1 x 3/4	1 1/8 x 7/8	25	250	
118-MF	1 x 1/2	1 1/8 x 5/8	25	500	
118-ME	1 x 3/8	1 1/8 x 1/2	25	500	
118-QM	1 1/4 x 1	1 3/8 x 1 1/8	25	250	
118-QK	1 1/4 x 3/4	1 3/8 x 7/8	25	250	
118-QF	1 1/4 x 1/2	1 3/8 x 5/8	25	250	
118-RQ	1 1/2 x 1 1/4	1 5/8 x 1 3/8	10	200	
118-RM	1 1/2 x 1	1 5/8 x 1 1/8	10	200	
118-RK	1 1/2 x 3/4	1 5/8 x 7/8	10	200	
118-RF	1 1/2 x 1/2	1 5/8 x 5/8	10	200	
118-SR	2 x 1 1/2	2 1/8 x 1 5/8	5	100	
118-SQ	2 x 1 1/4	2 1/8 x 1 3/8	5	100	
118-SM	2 x 1	2 1/8 x 1 1/8	10	100	
118-SK	2 x 3/4	2 1/8 x 7/8	10	100	
118-SF	2 x 1/2	2 1/8 x 5/8	10	100	
118-TS	2 1/2 x 2	2 5/8 x 2 1/8	5	50	
118-TR	2 1/2 x 1 1/2	2 5/8 x 1 5/8	5	50	
118-TQ	2 1/2 x 1 1/4	2 5/8 x 1 3/8	5	50	
118-TM	2 1/2 x 1	2 5/8 x 1 1/8	5	50	
118-UT	3 x 2 1/2	3 1/8 x 2 5/8	3	20	
118-US	3 x 2	3 1/8 x 2 1/8	3	20	
118-UR	3 x 1 1/2	3 1/8 x 1 5/8	3	30	
118-UQ	3 x 1 1/4	3 1/8 x 1 3/8	1	50	
118-VU	3 1/2 x 3	3 5/8 x 3 1/8	1	20	
118-XV	4 x 3 1/2	4 1/8 x 3 5/8	1	10	
118-XU	4 x 3	4 1/8 x 3 1/8	2	20	
118-XT	4 x 2 1/2	4 1/8 x 2 5/8	2	20	
118-XS	4 x 2	4 1/8 x 2 1/8	2	20	
118-YX	5 x 4	5 1/8 x 4 1/8	1	1	
118-YU	5 x 3	5 1/8 x 3 1/8	1	1	
118-YT	5 x 2 1/2	5 1/8 x 2 5/8	1	1	
118-YS	5 x 2	5 1/8 x 2 1/8	1	1	
118-ZY	6 x 5	6 1/8 x 5 1/8	1	1	
118-ZX	6 x 4	6 1/8 x 4 1/8	1	1	

<b>WROT 119</b>	<b>Flush Bushing Fitting to Copper</b>
---------------------	--



Part Number	Nominal Size in Inches	O.D. Size	Box Qty.	Master Pack	Price
119-CA	1/4 x 1/8	3/8 x 1/4	50	3,000	
119-EC	3/8 x 1/4	1/2 x 3/8	50	3,000	
119-FE	1/2 x 3/8	5/8 x 1/2	50	500	
119-FC	1/2 x 1/4	5/8 x 3/8	50	1,000	
119-IF	5/8 x 1/2	3/4 x 5/8	50	2,000	
119-KI	3/4 x 5/8	7/8 x 3/4	100	1,000	
119-KF	3/4 x 1/2	7/8 x 5/8	50	500	
119-MK	1 x 3/4	1 1/8 x 7/8	25	500	
119-MF	1 x 1/2	1 1/8 x 5/8	50	250	
119-QM	1 1/4 x 1	1 3/8 x 1 1/8	10	100	
119-RQ	1 1/2 x 1 1/4	1 5/8 x 1 3/8	10	100	
119-SR	2 x 1 1/2	2 1/8 x 1 5/8	5	50	

<b>WROT 119-3</b>	<b>Flush Bushing Fitting to Female N.P.T.</b>
-----------------------	---



Part Number	Nominal Size in Inches	O.D. Size	Box Qty.	Master Pack	Price
119-3-FC	1/2 x 1/4	5/8 x 1/4	50	1,000	
119-3-FA	1/2 x 1/8	5/8 x 1/8	100	1,000	

# Wrot Pressure Fittings

WROT <b>120</b>	<b>Copper Tube Strap</b> Double Hole
--------------------	---



Part Number	Nominal Size in Inches	O.D. Size	Box Qty.	Master Pack	Price
120-E	3/8	1/2	100	1,000	
120-F	1/2	5/8	100	2,000	
120-K	3/4	7/8	100	2,000	

WROT <b>125</b>	<b>Perforated Copper Strap</b> 3/4 For Fitting
--------------------	---



Part Number	Nominal Size in Inches	O.D. Size	Box Qty.	Master Pack	Price
125-25	25 FT ROLL		1	24	

WROT <b>121</b>	<b>Stub Out Air Chamber</b> For Fitting End
--------------------	--



Part Number	Nominal Size in Inches	O.D. Size	Box Qty.	Master Pack	Price
121-F6	1/2 x 6	5/8 x 6	100	800	
121-F8	1/2 x 8	5/8 x 8	100	600	
121-F12	1/2 x 12	5/8 x 12	200	200	
121-K12	3/4 x 12	7/8 x 12	100	100	

WROT <b>122</b>	<b>Air Chamber</b> For Fitting End
--------------------	---------------------------------------



Part Number	Nominal Size in Inches	O.D. Size	Box Qty.	Master Pack	Price
122-F12	1/2 x 12	5/8 x 12	72	72	

WROT <b>123</b>	<b>Suction-Line P-Trap</b> Copper to Copper
--------------------	--



Part Number	Nominal Size in Inches	O.D. Size	Box Qty.	Master Pack	Price
123-F	1/2	5/8	5	50	
123-I	5/8	3/4	10	50	
123-K	3/4	7/8	10	60	
123-M	1	1 1/8	5	25	
123-Q	1 1/4	1 3/8	4	20	
123-R	1 1/2	1 5/8	1	4	
123-S	2	2 1/8	1	3	

WROT <b>138</b>	<b>Return Bend</b> Copper to Copper
--------------------	--



Part Number	Nominal Size in Inches	O.D. Size	Box Qty.	Master Pack	Price
138-C-X-11/2	1/4	3/8 x 1 1/2	50	500	
138-C-X-11/4	1/4	3/8 x 1 1/4	25	1000	
138-F-X-2	1/2	5/8 x 2	25	250	
138-Q-X-4	1 1/4	1 3/8 x 4	1	25	
138-R-X-43/8	1 1/2	1 5/8 x 4 3/8	1	25	
138-S-X-51/2	2	2 1/8 x 5 1/2	1	15	

# Wrot Pressure & Drainage Fittings

WROT  
**301**

**DWV-Coupling**  
With Stop Copper to Copper



Part Number	Nominal Size in Inches	Box Qty.	Master Pack	Price
301-Q	1 1/4	25	25	
301-R	1 1/2	25	250	
301-S	2	25	200	
301-U	3	10	100	
301-X	4	2	30	

WROT  
**301R**

**DWV-Coupling**  
With Stop Copper to Copper



Part Number	Nominal Size in Inches	Box Qty.	Master Pack	Price
301R-RQ	1 1/2 x 1 1/4	25	250	
301R-SR	2 x 1 1/2	10	100	
301R-US	3 x 2	5	50	
301R-UR	3 x 1 1/2	5	50	

WROT  
**301NS**

**DWV-Coupling**  
Without Stop Copper to Copper



Part Number	Nominal Size in Inches	Box Qty.	Master Pack	Price
301NS-R	1 1/2	25	500	
301NS-S	2	10	200	
301NS-U	3	5	100	
301NS-X	4	1	24	

WROT  
**301-2**

**DWV-Extended Bushing**  
Fitting to Copper



Part Number	Nominal Size in Inches	Box Qty.	Master Pack	Price
301-2-RQ	1 1/2 x 1 1/4	25	250	
301-2-SR	2 x 1 1/2	10	100	
301-2-SQ	2 x 1 1/4	10	100	
301-2-UR	3 x 1 1/2	5	50	

WROT  
**301-2-F**

**DWV-Female Adapter**  
Copper to Female N.P.T.



Part Number	Nominal Size in Inches	Box Qty.	Master Pack	Price
301-2-F-SR	2 x 1 1/2	10	100	

WROT  
**58017**

**DWV-Trap Adapter C x SJ**  
Copper to Slip Joint



Part Number	Nominal Size in Inches	Box Qty.	Master Pack	Price
58017-Q	1 1/4 x 1 1/4 O.D.	25	250	
58017-R	1 1/2 x 1 1/2 O.D.	10	200	
58017R-RQ	1 1/2 x 1 1/4 O.D.	10	200	

# Drainage Fittings

WROT  
**580127**

**DWV-Fitting Trap Adapter**  
Fitting to Slip Joint



Part Number	Nominal Size in Inches	Box Qty.	Master Pack	Price
580127-R	1 1/2 x 1 1/2 O.D.	10	100	

WROT  
**303**

**DWV-Female Adapter**  
Copper to Female N.P.T.



Part Number	Nominal Size in Inches	Box Qty.	Master Pack	Price
303-Q	1 1/4	20	250	
303-R	1 1/2	10	100	
303-S	2	10	100	

WROT  
**58037**

**DWV-Trap Adapter F x SJ**  
Female N.P.T. to Slip Joint



Part Number	Nominal Size in Inches	Box Qty.	Master Pack	Price
58037-Q	1 1/4 x 1 1/4 O.D.	10	100	
58037-R	1 1/2 x 1 1/2 O.D.	10	100	

WROT  
**304**

**DWV-Male Adapter**  
Copper to Male N.P.T.



Part Number	Nominal Size in Inches	Box Qty.	Master Pack	Price
304-Q	1 1/4	10	100	
5804-S	2	10	100	

WROT  
**58047**

**DWV-Trap Adapter M x SJ**  
N.P.T. to Slip Joint



Part Number	Nominal Size in Inches	Box Qty.	Master Pack	Price
58047-Q	1 1/4 x 1 1/4	10	100	
58047-R	1 1/2 x 1 1/2	10	100	
58047R-RQ	1 1/2 x 1 1/4	10	100	

WROT  
**305**

**DWV-Soil Pipe Adapter**  
Copper to Soil Pipe



Part Number	Nominal Size in Inches	Box Qty.	Master Pack	Price
305-S	2	5	100	
305-U	3	5	40	
305R-RS	1 1/2 x 2	5	50	
305R-UX	3 x 4	2	12	

# Drainage Fittings

WROT  
**306**

**45° DWV-Elbow**  
1/8 Bend Copper to Copper



Part Number	Nominal Size in Inches	Box Qty.	Master Pack	Price
306-Q	1 1/4	10	100	
306-R	1 1/2	10	100	
306-S	2	5	50	
306-U	3	2	20	

WROT  
**306-2**

**45° DWV-Street Elbow**  
1/8 Bend Fitting to Copper



Part Number	Nominal Size in Inches	Box Qty.	Master Pack	Price
306-2-Q	1 1/4	10	100	
306-2-R	1 1/2	10	200	
306-2-S	2	5	100	
306-2-U	3	2	40	

WROT  
**307**

**90° DWV-Elbow**  
1/4 Bend Copper to Copper



Part Number	Nominal Size in Inches	Box Qty.	Master Pack	Price
307-Q	1 1/4	10	200	
307-R	1 1/2	10	100	
307-S	2	5	50	
307-U	3	2	20	
307-X	4	1	8	

WROT  
**307-2**

**90° DWV-Street Elbow**  
1/4 Bend Fitting to Copper



Part Number	Nominal Size in Inches	Box Qty.	Master Pack	Price
307-2-Q	1 1/4	10	200	
307-2-R	1 1/2	10	100	
307-2-S	2	5	50	
307-2-U	3	2	20	

WROT  
**5242**

**90° DWV-Long Radius Elbow**  
Copper to Copper



Part Number	Nominal Size in Inches	Box Qty.	Master Pack	Price
5242-R	1 1/2	5	100	
5242-S	2	5	40	

WROT  
**308**

**22 1/2° DWV-Elbow**  
1/16 Bend Copper to Copper



Part Number	Nominal Size in Inches	Box Qty.	Master Pack	Price
308-R	1 1/2	10	100	
308-S	2	5	50	

# Drainage Fittings

WROT <b>309</b>	<b>1 1/4 DWV-Elbow</b> 1/32 Bend Copper to Copper
--------------------	--



Part Number	Nominal Size in Inches	Box Qty.	Master Pack	Price
309-R	1 1/2	10	100	

WROT <b>360</b>	<b>60° DWV-Elbow</b> 1/4 Bend Copper to Copper
--------------------	---



Part Number	Nominal Size in Inches	Box Qty.	Master Pack	Price
360-R	1 1/2	10	100	
360-S	2	5	50	
360-U	3	2	20	

WROT <b>310</b>	<b>45° DWV-Y</b> Copper to Copper to Copper
--------------------	--



Part Number	Nominal Size in Inches	Box Qty.	Master Pack	Price
310-R	1 1/2	10	80	
310-S	2	5	40	
310-U	3	2	16	
310R-SSR	2 x 2 x 1 1/2	5	40	
310R-UUS	3 x 3 x 2	3	18	

WROT <b>311</b>	<b>90° DWV-Sanitary Tee</b> Copper to Copper to Copper
--------------------	---



Part Number	Nominal Size in Inches	Box Qty.	Master Pack	Price
311-Q	1 1/4	10	200	
311-R	1 1/2	10	100	
311-S	2	5	40	
5811-U	3	2	16	
311R-RRQ	1 1/2 x 1 1/2 x 1 1/4	10	100	
311R-SSR	2 x 2 x 1 1/2	5	50	
311R-SSQ	2 x 2 x 1 1/4	5	50	
311RR-SRS	2 x 1 1/2 x 2	5	40	
311RR-SRR	2 x 1 1/2 x 1 1/2	5	50	
311R-UUS	3 x 3 x 2	5	40	
311R-UUR	3 x 3 x 1 1/2	5	40	

WROT <b>316T</b>	<b>DWV-Test Cap</b> Not Intended for sustained pressure. 1/16 Bend Copper to Copper
---------------------	---



Part Number	Nominal Size in Inches	Box Qty.	Master Pack	Price
316T-F	1/2	200	2000	
316T-K	3/4	200	4000	
316T-M	1	100	2000	
316T-Q	1 1/4	100	2000	
316T-R	1 1/2	50	1000	
316T-S	2	50	1000	
316T-U	3	25	250	

# Cast Pressure Fittings

<b>CAST</b> <b>4175</b>	<b>Copper Drain Coupling</b> Copper to Copper with Drain Cap
----------------------------	---



Part Number	Nominal Size in Inches	O.D. Size	Box Qty.	Master Pack	Price
4175-F	1/2	5/8	10	200	
4175-K	3/4	7/8	25	500	
4175-M	1	1 1/8	10	100	

<b>CAST</b> <b>4236</b>	<b>90° Copper Drain Elbow</b> Copper to Copper with Drain Cap
----------------------------	--



Part Number	Nominal Size in Inches	O.D. Size	Box Qty.	Master Pack	Price
4236-F	1/2	5/8	50	500	
4236-K	3/4	7/8	25	250	
4236-M	1	1 1/8	10	100	

<b>CAST</b> <b>4703</b>	<b>Female Adapter</b> Copper to Female N.P.T.
----------------------------	--



Part Number	Nominal Size in Inches	O.D. Size	Box Qty.	Master Pack	Price
4703-U	3	3 1/8 X 3		25	
4703-X	4	4 1/8 X 4		10	
4703R-KQ	3/4 X 1 1/4	7/8 X 1 1/4	10	50	
4703R-QS	1 1/4 X 2	1 3/8 X 2	5	50	

Part Number	Nominal Size in Inches	O.D. Size	Box Qty.	Master Pack	Price
4703R-QK	1 1/4 X 3/4	1 3/8 X 3/4	10	100	
4703R-RM	1 1/2 X 1	1 5/8 X 1	10	100	

<b>CAST</b> <b>47032</b>	<b>Female Street Adapter</b> Fitting to Female N.P.T.
-----------------------------	--



Part Number	Nominal Size in Inches	O.D. Size	Box Qty.	Master Pack	Price
47032-T	2 1/2	2 5/8 X 2 1/2		25	
47032-U	3	3 1/8 X 3		20	
4703R-2-MF	1 X 1/2	1 1/8 X 1/2	25	250	

<b>CAST</b> <b>4704</b>	<b>Male Adapter</b> Copper to Male N.P.T.
----------------------------	--



Part Number	Nominal Size in Inches	O.D. Size	Box Qty.	Master Pack	Price
4704-Y	5	5 1/8 X 5		5	
4704R-KR	3/4 X 1 1/2	7/8 X 1 1/2	5	50	
4704R-KQ	3/4 X 1 1/4	7/8 X 1 1/4	10	100	
4704R-ST	2 X 2 1/2	2 1/8 X 2 1/2		25	

<b>CAST</b> <b>4704-2</b>	<b>Male Street Adapter</b> Fitting to Male N.P.T.
------------------------------	--



Part Number	Nominal Size in Inches	O.D. Size	Master Pack	Price
47042-T	2 1/2	2 5/8 X 2 1/2	25	
47042-U	3	3 1/8 X 3	25	

# Cast Pressure Fittings

CAST <b>4707</b>	<b>90° Elbow-Close Ruff</b> Copperto Copper
---------------------	--



Part Number	Nominal Size in Inches	O.D. Size	Box Qty.	Master Pack	Price
4707R-QK	1 1/4 X 3/4	1 3/8 X 7/8	10	100	
4707R-QF	1 1/4 X 1/2	1 3/8 X 5/8	10	100	
4707R-RM	1 1/2 X 1	1 5/8 X 1 1/8	10	100	
4707R-RK	1 1/2 X 3/4	1 5/8 X 7/8	10	100	
4707R-RF	1 1/2 X 1/2	1 5/8 X 5/8	10	100	
4707R-SQ	2 X 1 1/4	2 1/8 X 1 3/8	5	50	
4707R-SM	2 X 1	2 1/8 X 1 1/8	5	50	
4707R-SK	2 X 3/4	2 1/8 X 7/8	5	50	
4707R-US	3 X 2	3 1/8 X 2 1/8		10	

CAST <b>47073</b>	<b>90° C x F Elbow</b> Copper to Female N.P.T.
----------------------	---



Part Number	Nominal Size in Inches	O.D. Size	Box Qty.	Master Pack	Price
47073-E	3/8	1/2 X 3/8	50	500	
47073-F	1/2	5/8 X 1/2	50	250	
47073-K	3/4	7/8 X 3/4	25	250	
47073-M	1	1 1/8 X 1	10	100	
47073-Q	1 1/4	1 3/8 X 1 1/4	5	50	
47073-R	1 1/2	1 5/8 X 1 1/2	5	50	
47073-S	2	2 1/8 X 2 1/2		25	
47073R-FK	1/2 X 3/4	5/8 X 3/4	25	250	
47073R-FE	1/2 X 3/8	5/8 X 3/8	25	500	
47073R-FC	1/2 X 1/4	5/8 X 1/4	50	50	
47073R-KM	3/4 X 1	7/8 X 1	10	100	
47073R-KF	3/4 X 1/2	7/8 X 1/2	25	250	
47073R-MK	1 X 3/4	1 1/8 X 3/4	10	100	
47073R-MF	1 X 1/2	1 1/8 X 1/2	10	100	

CAST <b>470735</b>	<b>90° Drop Elbow</b> Copper to Female N.P.T.
-----------------------	--



Part Number	Nominal Size in Inches	O.D. Size	Box Qty.	Master Pack	Price
470735-F	1/2	5/8 X 1/2	25	250	
470735-K	3/4	7/8 X 3/4	50	250	
470735-M	1	1 1/8 X 1	25	100	
470735R-FE	1/2 X 3/8	5/8 X 3/8	25	250	
470735R-KF	3/4 X 1/2	7/8 X 1/2	10	100	

CAST <b>47074</b>	<b>90° C x F Elbow</b> Copper to Female N.P.T.
----------------------	---



Part Number	Nominal Size in Inches	O.D. Size	Box Qty.	Master Pack	Price
47074-E	3/8	1/2 X 3/8	50	500	
47074-F	1/2	5/8 X 1/2	50	250	
47074-K	3/4	7/8 X 3/4	25	125	
47074-M	1	1 1/8 X 1	10	100	
47074-Q	1 1/4	1 3/8 X 1 1/4	10	50	
47074-R	1 1/2	1 5/8 X 1 1/2	5	50	
47074-S	2	2 1/8 X 2	5	25	
47074R-FK	1/2 X 3/4	5/8 X 3/4	25	250	
47074R-KF	3/4 X 1/2	7/8 X 1/2	10	200	



# Cast Pressure Fittings

CAST  
**47075**

**90° Drop Ear Elbow**  
Copper to Copper



Part Number	Nominal Size in Inches	O.D. Size	Box Qty.	Master Pack	Price
47075-F	1/2	5/8	50	500	
47075-K	3/4	7/8	10	200	

CAST  
**4708**

**90° Flanged Sink Elbow**  
Copper to Female N.P.T.



Part Number	Nominal Size in Inches	O.D. Size	Box Qty.	Master Pack	Price
4708-F	1/2	5/8 X 1/2	25	250	

CAST  
**47115**

**Drop Ear Tee**  
Copper to Copper to Copper



Part Number	Nominal Size in Inches	O.D. Size	Box Qty.	Master Pack	Price
47115-F	1/2	5/8	25	250	

CAST  
**4712**

**C x C x F Tee**  
Copper to Copper to Female N.P.T.



Part Number	Nominal Size in Inches	O.D. Size	Box Qty.	Master Pack	Price
4712-E	3/8	1/2 X 1/2 X 3/8	50	250	
4712-F	1/2	5/8 X 5/8 X 1/2	25	250	
4712-K	3/4	7/8 X 7/8 X 3/4	10	200	
4712-M	1	1 1/8 X 1 1/8	10	50	
4712R-FFK	1/2 X 1/2 X 3/4	5/8 X 5/8 X 3/4	25	250	
4712R-FFE	1/2 X 1/2 X 3/8	5/8 X 5/8 X 3/8	25	250	
4712R-FFC	1/2 x 1/2 x 1/4	5/8 X 5/8 X 1/4	25	250	
4712R-KKM	3/4 X 3/4 X 1	7/8 X 7/8 X 1	25	100	
4712R-KKF	3/4 X 3/4 X 1/2	7/8 X 7/8 X 1/2	25	250	
4712R-KKE	3/4 X 3/4 X 3/8	7/8 X 7/8 X 3/8	25	250	
4712R-MMK	1 X 1 3/4	1 1/8 X 1 1/8 X 3/4	10	100	
4712R-MMF	1 X 1 X 1/2	1 1/8 X 1 1/8 X 1/2	10	100	
4712R-QQM	1 1/4 x 1 1/4 x 1	1 3/8 X 1 3/8 X 1	5	50	
4712R-QQK	1 1/4 X 1 1/4 X 3/4	1 3/8 X 1 1/8 X 3/4	10	100	
4712R-QQF	1 1/4 X 1 1/4 X 1/2	1 3/8 X 1 3/8 X 1/2	10	100	
4712R-RRM	1 1/2 X 1 1/2 X 1	1 5/8 X 1 5/8 X 1	5	50	
4712R-RRK	1 1/2 X 1 1/2 X 3/4	1 5/8 X 1 5/8 X 3/4	5	50	
4712R-RRF	1 1/2 X 1 1/2 X 1/2	1 5/8 X 1 5/8 X 1/2	5	50	
4712R-SSM	2 X 2 X 1	2 1/8 X 2 1/8 X 1		25	
4712R-SSK	2 X 2 X 3/4	2 1/8 X 2 1/8 X 3/4		25	
4712R-SSF	2 X 2 X 1/2	2 1/8 X 2 1/8 X 1/2		25	

CAST  
**4714B**

**Baseboard Tee**  
Copper to Female N.P.T. to Copper



Part Number	Nominal Size in Inches	O.D. Size	Box Qty.	Master Pack	Price
4714B-FAF	1/2 X 1/8 X 1/2	5/8 X 1/8 X 5/8	50	500	
4714B-KAK	3/4 X 1/8 X 3/4	7/8 X 1/8 X 7/8	25	250	
4714B-MAM	1 X 1/8 X 1	1 1/8 X 1/8 X 1 1/8	10	100	
4714B-QAQ	1 1/4 X 1/8 X 1 1/4	1 3/8 X 1/8 X 1 3/8	10	80	

# Cast Pressure Fittings

<b>CAST</b> <b>4733</b>	<b>Union</b> Copperto Copper
----------------------------	---------------------------------



Part Number	Nominal Size in Inches	O.D. Size	Box Qty.	Master Pack	Price
4733-F	1/2	5/8	25	250	
4733-K	3/4	7/8	25	150	
4733-M	1	1 1/8	10	100	
4733-Q	1 1/4	1 3/8	5	25	
4733-R	1 1/2	1 5/8	5	25	
4733-S	2	2 1/8		25	
4733-T	2 1/2	2 5/8	20	20	
4733-U	3	3 1/8		15	

<b>CAST</b> <b>47334</b>	<b>Union</b> Copper to Male N.P.T.
-----------------------------	---------------------------------------



Part Number	Nominal Size in Inches	O.D. Size	Box Qty.	Master Pack	Price
47334-C	1/4	3/8 x 1/4	25	250	
47334-F	1/2	5/8 x 1/2	25	125	
47334-K	3/4	7/8 x 3/4	10	100	
47334-M	1	1 1/8 x 1	10	100	
47334-Q	1 1/4	1 3/8 x 1 1/4	5	50	
47334-R	1 1/2	1 5/8 x 1 1/2		50	
47334-S	2	2 1/8 x 2		25	
47334-T	2 1/2	2 5/8 x 2 1/2		10	

<b>CAST</b> <b>47333</b>	<b>Union</b> Copper to Female N.P.T.
-----------------------------	---



Part Number	Nominal Size in Inches	O.D. Size	Box Qty.	Master Pack	Price
47333-F	1/2	5/8 x 1/2	25	125	
47333-K	3/4	7/8 x 3/4	25	150	
47333-M	1	1 1/8 x 1	10	100	
47333-Q	1 1/4	1 3/8 x 1 1/4	5	50	
47333-R	1 1/2	1 5/8 x 1 1/2		50	
47333-S	2	2 1/8 x 2		25	

<b>CAST</b> <b>4735</b>	<b>Cross</b> Copper to Copper to Copper to Copper
----------------------------	--



Part Number	Nominal Size in Inches	O.D. Size	Box Qty.	Master Pack	Price
4735-F	1/2	5/8	25	250	
4735-K	3/4	7/8	10	10	
4735-M	1	1 1/8	5	100	
4735-Q	1 1/4	1 3/8	5	50	
4735-R	1 1/2	1 5/8		50	
4735-S	2	2 1/8		25	

# Cast Pressure Fittings

CAST <b>4741</b>	<b>125 lb. Companion Flange with A.S.M.E. Drilling Copper</b>
---------------------	---



Part Number	Nominal Size in Inches	O.D. Size	Box Qty.	Master Pack	Price
4741-R	1 1/2	1 5/8	24	24	
4741-S	2	2 1/8	15	15	
4741-T	2 1/2	2 5/8	12	12	
4741-U	3	3 1/8	6	6	
4741-X	4	4 1/8	6	6	

CAST <b>4771</b>	<b>125 lb. Companion Flange with A.S.M.E. Drilling Copper</b>
---------------------	---



Part Number	Nominal Size in Inches	O.D. Size	Master Pack	Price
4771-M	1	1 1/2	40	
4771-S	2	2 1/8	15	
4771-U	3	3 1/8	6	

CAST <b>5801R</b>	<b>DWV-Coupling With Stop Copper to Copper</b>
----------------------	--



Part Number	Nominal Size in Inches	Master Pack	Price
5801R-XS	4 x 2	25	

CAST <b>58012</b>	<b>DWV-Extended Bushing Fitting to Copper</b>
----------------------	---



Part Number	Nominal Size in Inches	Master Pack	Price
58012-XU	4 x 3	25	
58012-XS	4 x 2	25	

CAST <b>5550</b>	<b>DWV-P-Trap Copper to Copper</b>
---------------------	--



Part Number	Nominal Size in Inches	Master Pack	Price
5550-Q	1 1/4	50	
5550-R	1 1/2	50	
5550-S	2	25	
5550-U	3	10	

CAST <b>5551</b>	<b>DWV-P-Trap with Cleanout Copper to Copper to Cleanout w/Plug</b>
---------------------	---




Part Number	Nominal Size in Inches	Master Pack	Price
5551-Q	1 1/4	50	
5551-R	1 1/2	50	
5551-S	2	25	

# Cast Drainage Fittings

CAST  
**5802**

**DWV-Marvel Thread Piece**  
Copperto SJ



Part Number	Nominal Size in Inches	Box Qty.	Master Pack	Price
5802-Q	1 1/4	50	500	
5802-R	1 1/2	50	500	
5802-S	2	25	250	

CAST  
**5802C**

**DWV-Flush Trap Adapter**  
Copper to Male N.P.T.



Part Number	Nominal Size in Inches	Box Qty.	Master Pack	Price
5802C-R	1 1/2	25	150	
5802C-S	2	10	100	

CAST  
**5803**

**DWV-Female Adapter**  
Copper to Female N.P.T.



Part Number	Nominal Size in Inches	Master Pack	Price
5803-U	3	25	

CAST  
**58032**

**DWV-Fitting Adapter**  
Fitting to Female N.P.T.



Part Number	Nominal Size in Inches	Box Qty.	Master Pack	Price
58032-R	1 1/2	10	100	
58032-S	2	10	100	

CAST  
**5804**

**DWV-Male Adapter**  
Copper to Male N.P.T.



Part Number	Nominal Size in Inches	Box Qty.	Master Pack	Price
5804-R	1 1/2	10	100	
5804-S	2	5	100	
5804-U	3		25	
5804-X	4		20	
5804R-RS	1 1/2 x 2	10	60	
5804R-RQ	1 1/2 x 1 1/4	10	100	

CAST  
**5807**

**90° DWV-Elbow**  
1/4 Bend Copper to Copper



Part Number	Nominal Size in Inches	Master Pack	Price
5807R-SR	2 x 1 1/2	50	

# Cast Drainage Fittings

CAST  
**5810**

**45° DWV-Y**  
Copper to Copper to Copper



Part Number	Nominal Size in Inches	Master Pack	Price
5810-X	4	5	
5810R-SRR	2 x 1 1/2 x 1 1/2	50	
5810R-XXU	4 x 4 x 3	10	
5810R-XXS	4 x 4 x 2	10	

CAST  
**5812**

**DWV-Long Turn T-Y**  
Copper to Copper to Copper



Part Number	Nominal Size in Inches	Master Pack	Price
5812-R	1 1/2	10	
5812-S	2	10	
5812-U	3	10	
5812R-SSR	2 x 2 x 1 1/2	25	
5812R-UUS	3 x 3 x 2	10	

CAST  
**5811**

**90° DWV-Sanitary Tee**  
Copper to Copper to Copper



Part Number	Nominal Size in Inches	Master Pack	Price
5811-X	4	5	
5811R-XXU	4 x 4 x 3	10	
5811R-XXS	4 x 4 x 2	10	

CAST  
**5814**

**DWV-Test Tee**  
Copper to Copper to Cleanout w/Plug



Part Number	Nominal Size in Inches	Master Pack	Price
5814-R	1 1/2	50	
5814-S	2	25	
5814-U	3	10	

CAST  
**5816**

**DWV-Fitting Cleanout**  
Fitting to Cleanout w/Plug



Part Number	Nominal Size in Inches	Box Qty.	Master Pack	Price
5816-Q	1 1/4	10	100	
5816-R	1 1/2		100	
5816-S	2		50	
5816-U	3		20	
5816-X	4		10	

# Cast Drainage Fittings

CAST  
**5816S**

**DWV-Flush Fitting Cleanout**  
Fitting to Cleanout w/Plug



Part Number	Nominal Size in Inches	Box Qty.	Master Pack	Price
5816S-Q	1 1/4 x 3/4	10	100	
5816S-R	1 1/2 x 1	15	150	
5816S-S	2 x 1 1/2	10	100	
5816S-U	3 x 2 1/2	5	50	
5816SRX	4 x 3		5	

CAST  
**5834**

**45° DWV-Double Y**  
1/4 Bend Copper to Copper



Part Number	Nominal Size in Inches	Master Pack	Price
5834-R	1 1/2	50	
5834-S	2	20	
5834-U	3	25	
5834R-SSRR	2 x 2 x 1 1/2 x 1 1/2	25	

CAST  
**5835**

**DWV-Double Tee**  
Copper to Copper to Copper to Copper



Part Number	Nominal Size in Inches	Master Pack	Price
5835-R	1 1/2	50	
5835-S	2	25	
5835R-SSRR	2 x 2 x 1 1/2 x 1 1/2	25	
5835R-SSQQ	2 x 2 x 1 1/4 x 1 1/4	25	
5835R-SRRR	2 x 1 1/2 x 1 1/2 x 1 1/2	25	
5835R-UUSS	3 x 3 x 2 x 2	15	
5835R-UURR	3 x 3 x 1 1/2 x 1 1/2	25	

CAST  
**5836**

**DWV-Double Long Turn T-Y**  
Copper to Copper to Copper to Copper



Part Number	Nominal Size in Inches	Master Pack	Price
5836-R	1 1/2	25	
5836-S	2	10	

CAST  
**5837**

**DWV-Double Elbow**  
Copper to Copper to Copper



Part Number	Nominal Size in Inches	Master Pack	Price
5837-R	1 1/2	50	
5837-S	2	75	
5837R-SRR	2 x 1 1/2 x 1 1/2	50	

# Cast Drainage Fittings

CAST <b>5878</b>	<b>DWV-Trap Return Bend with Cleanout</b> Copper to Copper to Cleanout w/Plug
---------------------	--



Part Number	Nominal Size in Inches	Master Pack	Price
5878-Q	1 1/4	50	
5878-R	1 1/2	50	
5878-S	2	25	

CAST <b>5890</b>	<b>DWV-Drum Trap with Bottom Inlet</b> Copper to Copper
---------------------	--



Part Number	Nominal Size in Inches	Box Qty.	Master Pack	Price
5890R-RUY	1 1/2 x 3 x 5	10	10	

CAST <b>5879</b>	<b>DWV-Trap Return Bend</b> Copperto Copper
---------------------	--



Part Number	Nominal Size in Inches	O.D. Size	Box Qty.	Master Pack	Price
5879-Q	1 1/4			50	
5879-R	1 1/2			50	
5879-S	2			25	
5879-U	3			10	
5879R-SR	2 x 1 1/2		25	25	

CAST <b>5891</b>	<b>DWV-Swivel Drum Trap</b> Copper to Copper to Cleanout w/Plug
---------------------	--



Part Number	Nominal Size in Inches	Box Qty.	Master Pack	Price
5891R-RUZ	1 1/2 x 3 x 6	10	10	



For copper, PEX or CPVC Connections. IAPMO listed. Meets UPC, IPC and CUPC requirements. ANSI / NSF Std. 61 certified.



Female Connector



Male Connector



Repair Coupling



Elbow



Tee



Reducing Tee




End Stop



Disconnect Clip



Check Valve



Ball Valve



Connector



Connector with Valve



Coupling



NUMBER	NOM. SIZE IN.	WALL THICK. IN.	LGTH. FT.	BUNDLE SIZE FT.
<b>FEMALE CONNECTORS</b>				
U072	1/2 FM CONNECTOR		EACH	12
U068	1/2X3/4 RED FM CONNECTOR		EACH	6
U088	3/4 FM CONNECTOR		EACH	6
U094	1"FM CONNECTOR PUSH-FIT		EACH	6
<b>MALE CONNECTORS</b>				
U120	1/2 MALE CONNECTOR		EACH	12
U116	1/2X3/4 RED MALE CONN.		EACH	6
U134	3/4 MALE CONNECTOR		EACH	12
U142	1X3/4 RED MALE CONN.		EACH	6
U139	3/4" PUSH X 1" MIP CONN		EACH	6
U140	1" MALE CONNECTOR		EACH	6
<b>REPAIR COUPLINGS</b>				
U3008	1/2" X 1/2" RPR CPLG S B		EACH	
U3016	3/4" X 3/4" RPR CPLG S B		EACH	
U3020	1" X 1" REPR CPLG SH BT		EACH	
<b>ELBOWS</b>				
U248	1/2 90 ELBOW PUSH-FIT		EACH	12
U274	3/4X1/2 RED 90 ELBOW		EACH	6
U256	3/4 90 ELBOW PUSH-FIT		EACH	12
U260	1" 90 ELBOW PUSH-FIT		EACH	6
<b>TEES</b>				
U362	1/2 TEE PUSH-FIT		EACH	12
U370	3/4 TEE PUSH-FIT		EACH	12
U374	1" TEE PUSH-FIT		EACH	3
<b>REDUCING TEES</b>				
U412	3/4X3/4X1/2 RED TEE		EACH	6
U444	3/4X1/2X3/4 RED TEE		EACH	6
U454	3/4X1/2X1/2 RED TEE		EACH	12
U416	1X1X3/4 RED TEE PUSH-FIT		EACH	3
<b>END STOPS – CAPS</b>				
U514	1/2 END STOP PUSH-FIT		EACH	12
U518	3/4 END STOP PUSH-FIT		EACH	6
U520	1" END STOP PUSH-FIT		EACH	6
<b>DISCONNECTS – CUP</b>				
U710	1/2 RELEASE CLIP		EACH	24
U712	3/4 RELEASE CLIP		EACH	24
U714	1" RELEASE CLIP PUSH-FIT		EACH	24
<b>SHARKBITE CHECK VALVES</b>				
U2008	1/2" SHARKBITE CHECK VALVE		EACH	6
U2016	3/4" SHARKBITE CHECK VALVE		EACH	6
U2020	1" SHARKBITE CHECK VALVE		EACH	3
<b>SHARKBITE BALL VALVES</b>				
SBV12	1/2" X 1/2" SHARKBITE		EACH	
SBV34	3/4" X 3/4" SHARKBITE		EACH	
SBV1	1" X 1" SHARKBITE BALL		EACH	
<b>WATER HEATER CONNECTORS</b>				
U308818	3/4" FIP X 18" SS FLX HOSE		EACH	12
<b>WATER HEATER CONNECTORS WITH VALVE</b>				
U308818BV	3/4" FIP X 18" SS FLX HOSE W/BV		EACH	12
<b>COUPLINGS</b>				
U008	1/2 COUPLING PUSH-FIT		EACH	12
U016	3/4 COUPLING PUSH-FIT		EACH	12
U020	1" COUPLING PUSH-FIT		EACH	6
<b>REDUCING COUPLINGS</b>				
U058	3/4 X 1/2 RED COUPLING		EACH	12
U060	1 X 3/4 RED COUPLING		EACH	6



# PRESS Fittings

<b>PC600-2</b>	<b>Fitting Reducer</b> Fitting x P
----------------	---------------------------------------



Part No.	Size	Bag	Price
PC600-2-F	1/2 X 1/2	10	
PC600-2-KF	3/4 X 1/2	10	
PC600-2-K	3/4 X 3/4	10	
PC600-2-MF	1 X 1/2	5	
PC600-2-MK	1 X 3/4	10	
PC600-2-M	1 X 1	6	
PC600-2-QK	1 1/4 X 3/4	5	
PC600-2-QM	1 1/4 X 1	1	
PC600-2-Q	1 1/4 X 1 1/4	2	
PC600-2-RF	1 1/2 X 1/2	1	
PC600-2-RK	1 1/2 X 3/4	1	
PC600-2-RM	1 1/2 X 1	1	
PC600-2-RQ	1 1/2 X 1 1/4	1	
PC600-2-R	1 1/2 X 1 1/2	2	
PC600-2-SF	2 X 1/2	1	
PC600-2-SK	2 X 3/4	1	
PC600-2-SM	2 X 1	1	
PC600-2-SQ	2 X 1 1/4	1	
PC600-2-SR	2 X 1 1/2	1	
PC600-2-S	2 X 2	2	
PC600-2-TM	2 1/2 X 1	1	
PC600-2-TQ	2 1/2 X 1 1/4	1	
PC600-2-TR	2 1/2 X 1 1/2	1	
PC600-2-TS	2 1/2 X 2	1	
PC600-2-UQ	3 X 1 1/4	1	
PC600-2-UR	3 X 1 1/2	1	
PC600-2-US	3 X 2	1	
PC600-2-UT	3 X 2 1/2	1	
PC600-2-XS	4 X 2	1	
PC600-2-XT	4 X 2 1/2	1	
PC600-2-XU	4 X 3	1	

<b>PC600-DS</b>	<b>Coupling</b> P x P
-----------------	--------------------------



Part No.	Size	Bag	Price
PC600DS-F	1/2	10	
PC600DS-K	3/4	10	

Part No.	Size	Bag	Price
PC600DS-M	1	5	
PC600DS-Q	1 1/4	1	
PC600DS-R	1 1/2	1	
PC600DS-S	2	1	
PC600DS-T	2 1/2	1	
PC600DS-U	3	1	
PC600DS-X	4	1	

<b>PC600R</b>	<b>Reducing Coupling</b> P x P
---------------	-----------------------------------



Part No.	Size	Bag	Price
PC600R-KF	3/4 X 1/2	10	
PC600R-MF	1 X 1/2	10	
PC600R-MK	1 X 3/4	5	
PC600R-QK	1 1/4 X 3/4	5	
PC600R-QM	1 1/4 X 1	1	
PC600R-RK	1 1/2 X 3/4	1	
PC600R-RM	1 1/2 X 1	1	
PC600R-RQ	1 1/2 X 1 1/4	1	
PC600R-SK	2 X 3/4	1	
PC600R-SM	2 X 1	1	
PC600R-SQ	2 X 1 1/4	1	
PC600R-SR	2 X 1 1/2	1	
PC600R-TM	2 1/2 X 1	1	
PC600R-TQ	2 1/2 X 1 1/4	1	
PC600R-TR	2 1/2 X 1 1/2	1	
PC600R-TS	2 1/2 X 2	1	
PC600R-UR	3 X 1 1/2	1	
PC600R-US	3 X 2	1	
PC600R-UT	3 X 2 1/2	1	
PC600R-XS	4 X 2	1	
PC600R-XT	4 X 2 1/2	1	
PC600R-XU	4 X 3	1	

<b>PC600RS</b>	<b>Roll Stop Coupling</b> P x P
----------------	------------------------------------



Part No.	Size	Bag	Price
PC600RS-T	2 1/2	1	
PC600RS-U	3	1	
PC600RS-X	4	1	

# PRESS Fittings

<b>PC601</b>	<b>Repair Coupling</b> P x P
--------------	---------------------------------



Part No.	Size	Bag	Price
PC601-F	1/2	10	
PC601-K	3/4	10	
PC601-M	1	5	
PC601-Q	1 1/4	1	
PC601-R	1 1/2	1	
PC601-S	2	1	
PC601-T	2 1/2	1	
PC601-U	3	1	
PC601-X	4	1	

<b>PC636</b>	<b>Crossover Coupling</b> P x P
--------------	------------------------------------



Part No.	Size	Bag	Price
PC636-F	1/2	1	

<b>PC603</b>	<b>Adapter</b> P x F
--------------	-------------------------



Part No.	Size	Bag	Price
PC603-F	1/2	5	
PC603R-FE	1/2 X 3/8	10	
PC603R-FK	1/2 X 3/4	5	
PC603-K	3/4	5	
PC603R-KF	3/4 X 1/2	5	
PC603-M	1	5	
PC603R-MF	1 X 1/2	10	
PC603R-MK	1 X 3/4	5	
PC603R-MQ	1 X 1 1/4	5	
PC603-Q	1 1/4	1	
PC603R-QM	1 1/4 X 1	1	

Part No.	Size	Bag	Price
PC603R-QR	1 1/4 X 1 1/2	1	
PC603-R	1 1/2	1	
PC603R-RQ	1 1/2 X 1 1/4	1	
PC603-S	2	1	
PC603-T	2 1/2	1	
PC603-U	3	1	
PC603-X	4	1	

<b>PC604-P</b>	<b>Adapter</b> PEX x Press
----------------	-------------------------------



Part No.	Size	Bag	Price
PC604-P-F	1/2 X 1/2	5	
PC604-P-FK	1/2 X 3/4	5	
PC604-P-KF	3/4 X 1/2	5	
PC604-P-K	3/4 X 3/4	5	
PC604-P-M	1 X 1	5	

<b>PC604</b>	<b>Adapter</b> P x M
--------------	-------------------------



Part No.	Size	Bag	Price
PC604-F	1/2	5	
PC604R-FE	1/2 X 3/8	5	
PC604R-FK	1/2 X 3/4	5	
PC604-K	3/4	5	
PC604R-KF	3/4 X 1/2	5	
PC604-M	1	5	
PC604R-MK	1 X 3/4	5	
PC604R-MQ	1 X 1 1/4	1	
PC604-Q	1 1/4	1	
PC604R-QM	1 1/4 X 1	1	
PC604R-QR	1 1/4 X 1 1/2	1	
PC604-R	1 1/2	1	
PC604R-RQ	1 1/2 X 1 1/4	1	
PC604-S	2	1	
PC604-T	2 1/2	1	
PC604-U	3	1	
PC604-X	4	1	

# PRESS Fittings

<b>PC606</b>	<b>45° Elbow</b> P x P
--------------	---------------------------



Part No.	Size	Bag	Price
PC606-F	1/2	10	
PC606-K	3/4	10	
PC606-M	1	5	
PC606-Q	1 1/4	1	
PC606-R	1 1/2	1	
PC606-S	2	1	
PC606-T	2 1/2	1	
PC606-U	3	1	
PC606-X	4	1	

<b>PC606-2</b>	<b>45° Elbow</b> Fitting x P
----------------	---------------------------------



Part No.	Size	Bag	Price
PC606-2-F	1/2	10	
PC606-2-K	3/4	10	
PC606-2-M	1	5	
PC606-2-Q	1 1/4	1	
PC606-2-R	1 1/2	1	
PC606-2-S	2	1	
PC606-2-T	2 1/2	1	
PC606-2-U	3	1	
PC606-2-X	4	1	

<b>PC607</b>	<b>90° Elbow</b> P x P
--------------	---------------------------



Part No.	Size	Bag	Price
PC607-F	1/2	10	
PC607-K	3/4	10	
PC607-R-KF	3/4 X 1/2	5	
PC607-M	1	5	
PC607-Q	1 1/4	1	
PC607-R	1 1/2	1	
PC607-S	2	1	
PC607-T	2 1/2	1	
PC607-U	3	1	
PC607-X	4	1	

<b>PC607-2</b>	<b>90° Elbow</b> Fitting x P
----------------	---------------------------------



Part No.	Size	Bag	Price
PC607-2-F	1/2	10	
PC607-2-K	3/4	10	
PC607-2-M	1	5	
PC607-2-Q	1 1/4	1	
PC607-2-R	1 1/2	1	
PC607-2-S	2	1	
PC607-2-T	2 1/2	1	
PC607-2-U	3	1	
PC607-2-X	4	1	



# PRESS Fittings

<b>PC607-LT</b>	<b>90° Long Radius Elbow P x P</b>
-----------------	--



Part No.	Size	Bag	Price
PC607-LT-T	2 1/2	1	
PC607-LT-U	3	1	
PC607-LT-X	4	1	

<b>PC607-2LT</b>	<b>90° Long Radius Elbow Fitting x P</b>
------------------	--



Part No.	Size	Bag	Price
PC607-2-LT-T	2 1/2	1	
PC607-2-LT-U	3	1	

<b>PC607-3</b>	<b>90° Elbow P x F</b>
----------------	----------------------------



Part No.	Size	Bag	Price
PC607-3-F	1/2	5	
PC607-3-FE	1/2 X 3/8	5	
PC607-3-FK	1/2 X 3/4	5	
PC607-3-K	3/4	5	
PC607-3-KF	3/4 X 1/2	5	
PC607-3-M	1	5	
PC607-3-Q	1 1/4	1	
PC607-3-R	1 1/2	1	
PC607-3-S	2	1	

<b>PC707-3-5-LF</b>	<b>90° Drop Elbow P x F</b>
---------------------	---------------------------------



Part No.	Size	Bag	Price
PC707-3-5-LF-F	1/2	5	
PC707-3-5-LF-K	3/4	5	

<b>PC707-3-5-A-LF</b>	<b>90° Drop Elbow High Ear P x F</b>
-----------------------	--



Part No.	Size	Bag	Price
PC707-3-5-A-LF-F	1/2	5	

<b>PC607-4</b>	<b>90° Elbow P x M</b>
----------------	----------------------------



Part No.	Size	Bag	Price
PC607-4-F	1/2	1	
PC607-4-FK	1/2 X 3/4	5	
PC607-4-K	3/4	1	
PC607-4-KF	3/4 X 1/2	1	
PC607-4-M	1	1	
PC607-4-Q	1 1/4	1	
PC607-4-R	1 1/2	1	
PC607-4-S	2	1	

# PRESS Fittings

<b>PC611</b>	<b>Tee</b> P x P x P
--------------	-------------------------



Part No.	Size	Bag	Price
PC611-F	1/2 X 1/2 X 1/2	10	
PC611R-FK	1/2 X 1/2 X 3/4	5	
PC611R-FM	1/2 X 1/2 X 1	5	
PC611-K	3/4 X 3/4 X 3/4	10	
PC611RR-KFF	3/4 X 1/2 X 1/2	5	
PC611RR-KFK	3/4 X 1/2 X 3/4	5	
PC611R-KKF	3/4 X 3/4 X 1/2	5	
PC611-M	1 X 1 X 1	5	
PC611RR-MFM	1 X 1/2 X 1	5	
PC611RR-MKF	1 X 3/4 X 1/2	5	
PC611RR-MKK	1 X 3/4 X 3/4	5	
PC611RR-MKM	1 X 3/4 X 1	5	
PC611R-MMF	1 X 1 X 1/2	5	
PC611R-MMK	1 X 1 X 3/4	5	
PC611R-MMQ	1 X 1 X 1 1/4	1	
PC611-Q	1 1/4 X 1 1/4 X 1 1/4	1	
PC611RR-QMK	1 1/4 X 1 X 3/4	1	
PC611RR-QMM	1 1/4 X 1 X 1	1	
PC611R-QQF	1 1/4 X 1 1/4 X 1/2	1	
PC611R-QQK	1 1/4 X 1 1/4 X 3/4	1	
PC611R-QQM	1 1/4 X 1 1/4 X 1	1	
PC611-R	1 1/2 X 1 1/2 X 1 1/2	1	
PC611RR-RFR	1 1/2 X 1/2 X 1 1/2	1	
PC611RR-RKK	1 1/2 X 3/4 X 3/4	1	
PC611RR-RMK	1 1/2 X 1 X 3/4	1	
PC611RR-RMM	1 1/2 X 1 X 1	1	
PC611RR-RMR	1 1/2 X 1 X 1 1/2	1	
PC611RR-RQM	1 1/2 X 1 1/4 X 1	1	
PC611RR-RQQ	1 1/2 X 1 1/4 X 1 1/4	1	
PC611R-RRF	1 1/2 X 1 1/2 X 1/2	1	
PC611R-RRK	1 1/2 X 1 1/2 X 3/4	1	
PC611R-RRM	1 1/2 X 1 1/2 X 1	1	
PC611R-RRQ	1 1/2 X 1 1/2 X 1 1/4	1	
PC611-S	2 X 2 X 2	1	
PC611RR-SFS	2 X 1/2 X 2	1	
PC611RR-SMM	2 X 1 X 1	1	
PC611RR-SMS	2 X 1 X 2	1	
PC611RR-SQQ	2 X 1 1/4 X 1 1/4	1	
PC611RR-SRK	2 X 1 1/2 X 3/4	1	
PC611RR-SRM	2 X 1 1/2 X 1	1	
PC611RR-SRQ	2 X 1 1/2 X 1 1/4	1	
PC611RR-SRR	2 X 1 1/2 X 1 1/2	1	
PC611R-SSF	2 X 2 X 1/2	1	
PC611R-SSK	2 X 2 X 3/4	1	
PC611R-SSM	2 X 2 X 1	1	

Part No.	Size	Bag	Price
PC611R-SSQ	2 X 2 X 1 1/4	1	
PC611R-SSR	2 X 2 X 1 1/2	1	
PC611-T	2 1/2 X 2 1/2 X 2 1/2	1	
PC611RR-TKT	2 1/2 X 3/4 X 2 1/2	1	
PC611RR-TMT	2 1/2 X 1 X 2 1/2	1	
PC611RR-TQT	2 1/2 X 1 1/4 X 2 1/2	1	
PC611RR-TRT	2 1/2 X 1 1/2 X 2 1/2	1	
PC611RR-TSK	2 1/2 X 2 X 3/4	1	
PC611RR-TSM	2 1/2 X 2 X 1	1	
PC611RR-TSQ	2 1/2 X 2 X 1 1/4	1	
PC611RR-TSR	2 1/2 X 2 X 1 1/2	1	
PC611RR-TSS	2 1/2 X 2 X 2	1	
PC611RR-TST	2 1/2 X 2 X 2 1/2	1	
PC611R-TTF	2 1/2 X 2 1/2 X 1/2	1	
PC611R-TTK	2 1/2 X 2 1/2 X 3/4	1	
PC611R-TTM	2 1/2 X 2 1/2 X 1	1	
PC611R-TTQ	2 1/2 X 2 1/2 X 1 1/4	1	
PC611R-TTR	2 1/2 X 2 1/2 X 1 1/2	1	
PC611R-TTS	2 1/2 X 2 1/2 X 2	1	
PC611-U	3 X 3 X 3	1	
PC611RR-UKU	3 X 3/4 X 3	1	
PC611RR-UMU	3 X 1 X 3	1	
PC611RR-UQU	3 X 1 1/4 X 3	1	
PC611RR-URU	3 X 1 1/2 X 3	1	
PC611RR-USS	3 X 2 X 2	1	
PC611RR-UST	3 X 2 X 2 1/2	1	
PC611RR-USU	3 X 2 X 3	1	
PC611RR-UTS	3 X 2 1/2 X 2	1	
PC611RR-UTT	3 X 2 1/2 X 2 1/2	1	
PC611RR-UTU	3 X 2 1/2 X 3	1	
PC611R-UUF	3 X 3 X 1/2	1	
PC611R-UUK	3 X 3 X 3/4	1	
PC611R-UUM	3 X 3 X 1	1	
PC611R-UUQ	3 X 3 X 1 1/4	1	
PC611R-UUR	3 X 3 X 1 1/2	1	
PC611R-UUS	3 X 3 X 2	1	
PC611R-UUT	3 X 3 X 2 1/2	1	
PC611-X	4 X 4 X 4	1	
PC611RR-XSX	4 X 2 X 4	1	
PC611RR-XTX	4 X 2 1/2 X 4	1	
PC611RR-XUS	4 X 3 X 2	1	
PC611RR-XUT	4 X 3 X 2 1/2	1	
PC611RR-XUU	4 X 3 X 3	1	
PC611RR-XUX	4 X 3 X 4	1	
PC611R-XXF	4 X 4 X 1/2	1	
PC611R-XXK	4 X 4 X 3/4	1	
PC611R-XXM	4 X 4 X 1	1	
PC611R-XXQ	4 X 4 X 1 1/4	1	
PC611R-XXR	4 X 4 X 1 1/2	1	
PC611R-XXS	4 X 4 X 2	1	
PC611R-XXT	4 X 4 X 2 1/2	1	
PC611R-XXU	4 X 4 X 3	1	

# PRESS Fittings

<b>PC612</b>	<b>Tee</b> P x P x F
--------------	-------------------------



Part No.	Size	Bag	Price
PC612-F	1/2 X 1/2 X 1/2	5	
PC612-KKC	3/4 X 3/4 X 1/4	5	
PC612R-KKF	3/4 X 3/4 X 1/2	1	
PC612-MMF	1 X 1 X 1/2	5	
PC612-MMK	1 X 1 X 3/4	5	
PC612R-QQF	1 1/4 X 1 1/4 X 1/2	1	
PC612R-QQK	1 1/4 X 1 1/4 X 3/4	1	
PC612R-RRF	1 1/2 X 1 1/2 X 1/2	1	
PC612R-RRK	1 1/2 X 1 1/2 X 3/4	1	
PC612-SSF	2 X 2 X 1/2	1	
PC612R-SSK	2 X 2 X 3/4	1	
PC612R-TTK	2 1/2 X 2 1/2 X 3/4	1	
PC612R-TTS	2 1/2 X 2 1/2 X 2	1	
PC612R-UUK	3 X 3 X 3/4	1	
PC612R-UUS	3 X 3 X 2	1	
PC612R-XXK	4 X 4 X 3/4	1	
PC612R-XXS	4 X 4 X 2	1	

<b>PC617</b>	<b>Tube Cap</b>
--------------	-----------------



Part No.	Size	Bag	Price
PC617-F	1/2	10	
PC617-K	3/4	10	
PC617-M	1	5	
PC617-Q	1 1/4	1	
PC617-R	1 1/2	1	
PC617-S	2	1	
PC617-T	2 1/2	1	
PC617-U	3	1	
PC617-X	4	1	

<b>PC633</b>	<b>Union</b> P x P
--------------	-----------------------



Part No.	Size	Bag	Price
PC633-F	1/2	5	
PC633-K	3/4	5	
PC633-M	1	5	
PC633-Q	1 1/4	1	
PC633-R	1 1/2	1	
PC633-S	2	1	

<b>PC633-3</b>	<b>Union</b> P x F
----------------	-----------------------



Part No.	Size	Bag	Price
PC6333-F	1/2	5	
PC6333-K	3/4	5	
PC6333-M	1	5	
PC6333-Q	1 1/4	1	
PC6333-R	1 1/2	1	
PC6333-S	2	1	

<b>PC633-4</b>	<b>Union</b> P x M
----------------	-----------------------



Part No.	Size	Bag	Price
PC6334-F	1/2	5	
PC6334-K	3/4	5	
PC6334-M	1	5	
PC6334-Q	1 1/4	1	
PC6334-R	1 1/2	1	
PC6334-S	2	1	

# PRESS Fittings

<b>PC741</b>	<b>Flange</b> P x Flange
--------------	-----------------------------




Part No.	Size	Bag	Price
PC741-M	1	1	
PC741-Q	1 1/4	1	
PC741-R	1 1/2	1	
PC741-S	2	1	

<b>PC641</b>	<b>Flange</b> P x Flange
--------------	-----------------------------



Part No.	Size	Bag	Price
PC641-T	2 1/2	1	
PC641-U	3	1	
PC641-X	4	1	

	<b>EPDM Seal (leak detection)</b>
--	-----------------------------------



Part No.	Size	Price
T048352	1/2	
T048354	3/4	
T048356	1	
T048358	1 1/4	
T048360	1 1/2	
T048362	2	



Effective: 5-21-2021

## Import & Domestic Steel Pipe List Price Sheet

BLACK AND GALVANIZED - SCH. 40 THREADED & COUPLED X 21' - A53								BLACK AND GALVANIZED - SCH. 40 THREADED BOTH ENDS X 10' - A53								
Size	Pieces P/Bdle	Footage P/Bdle	Weight P/PC	IMPORT		DOMESTIC		Pieces P/Bdle	Footage P/Bdle	Weight P/PC	IMPORT		DOMESTIC			
				Black T&C	Galv. T&C	Black T&C	Galv. T&C				Black TBE	Gal TBE	Black TBE	Galv. TBE		
1/4"	24	504	8.9	Call for Price & Availability												
3/8"	18	378	11.9	Call for Price & Availability												
1/2"	127	2667	17.9	3.97	4.28	5.29	6.30	130	1300	8.5	4.04	4.33	5.33	6.34		
3/4"	91	1911	23.7	4.72	4.83	6.49	7.88	100	1000	11.3	4.78	4.90	6.59	7.93		
1"	70	1470	35.3	5.98	6.44	8.56	10.38	65	650	16.8	6.00	6.50	8.66	10.48		
1-1/4"	51	1071	47.9	7.61	9.72	11.63	14.08	50	500	22.7	7.68	9.87	11.68	14.18		
1-1/2"	44	924	57.3	9.67	10.78	13.89	16.87	45	450	27.2	9.70	10.84	14.03	16.97		
2"	30	630	77.3	13.00	14.83	18.74	22.73	30	300	36.5	13.07	14.96	18.84	22.78		
2-1/2"	20	420	122.2			29.66	35.94									
3"	13	273	160.0	31.00	32.83	38.83	47.04									
4"	10	210	228.7	41.31	46.82	55.51	67.28									

BLACK AND GALVANIZED PLAIN END X 21' SCH. 40 & SCH. 80 - A53								BLACK & GALVANIZED - SCH. 40 GROOVED PIPE X 21' - A53							
Size	Pieces P/Bdle	Footage P/Bdle	Weight P/PC	List Prices Per Foot				Pieces P/Bdle	Footage P/Bdle	Weight P/PC			List Prices Per Foot		
				Black P.E. Sch. 40	Black P.E. Sch. 80	BPE SCH 40 IMPORT	Galv. P.E. Sch. 40				Black Grooved	Galv. Grooved			
1/2"	127 91	2667 1911	18 23	4.81	6.82	3.24									
3/4"	91 79	1911 1659	24 31	5.91	8.56	4.05									
1"	70 44	1470 924	35 46	7.73	11.20	5.74	9.57								
1-1/4"	51 34	1071 714	48 64	10.48	15.48	7.57	12.92								
1-1/2"	44 29	924 609	57 77	12.54	18.70	9.74	15.49								
2"	30 19	630 399	77 107	16.82	25.90	12.52	20.83	26	546	76.7			Call for quote		
2-1/2"	20 13	420 273	122 162	26.72	39.57	19.63	30.90	17	357	121.6			Call for quote		
3"	13 10	273 210	159 217	34.99	52.87	32.67	43.16	13	273	159.2			Call for quote		
4"	10 7	210 147	227 319	49.79		48.33	61.48	9	189	226.6			Call for quote		
6"	7	147	600	80.93		66.13		5	105	600			Call for quote		

Broken Lifts - add 5%

C1

1/4" and 3/8" has been discontinued.





# STEEL PIPE DATA

## Standard Pipe

Dimensions, Weights and Test Pressures

### Standard Weight

Nominal Size, In.	Weight Per Foot			Diameter			Length, In.	Couplings Outside Diameter, In.	Calculated Weight Lb.	Test Pressure, psi (Plain-End)		
	Nominal Thd.-and-Cpld., Lb.	Nominal Plain-End Lb.	Wall Thickness In.	Outside In.	Inside In.	No. of Threads Per In.				Continuous Welded	Grade A	Grade B
1/8	.24	.24	.068	.405	.269	27	13/16	.563	.03	700	-	-
1/4	.42	.42	.088	.540	.364	18	1-3/16	.719	.07	700	-	-
3/8	.57	.57	.091	.675	.493	18	1-3/16	.875	.09	700	-	-
1/2	.85	.85	.109	.840	.622	14	1-9/16	1.063	.17	700	-	-
3/4	1.13	1.13	.113	1.050	.824	14	1-5/8	1.313	.26	700	-	-
1	1.68	1.68	.133	1.315	1.049	11-1/2	2	1.576	.40	700	-	-
1-1/4	2.28	2.27	.140	1.660	1.380	11-1/2	2-1/16	1.900	.48	1000	-	-
1-1/2	2.73	2.72	.145	1.900	1.610	11-1/2	2-1/16	2.200	.67	1000	-	-
2	3.68	3.65	.154	2.375	2.067	11-1/2	2-1/8	2.750	1.05	1000	2300	2500
2-1/2	5.82	5.79	.203	2.875	2.469	8	3-1/8	3.250	2.09	1000	2500	2500
3	7.62	7.58	.216	3.500	3.068	8	3-1/4	4.000	3.35	1000	2220	2500
3-1/2	9.20	9.11	.226	4.000	3.548	8	3-3/8	4.625	4.82	1200	2030	2370
4	10.89	10.79	.237	4.500	4.026	8	3-1/2	5.000	4.61	1200	1900	2210
5	14.81	14.62	.258	5.563	5.047	8	3-3/4	6.296	8.52	-	1670	1950
6	19.18	18.97	.280	6.625	6.065	8	4	7.390	11.27	-	1520	1780
8	29.35	28.55	.322	8.625	7.981	8	5-1/4	9.625	23.18	-	1340	1570
10	41.85	40.48	.365	10.750	10.020	8	5-3/4	11.750	31.55	-	1220	1430
12	51.15	49.56	.375	12.750	12.000	8	6-1/8	14.000	49.27	-	1060	1240

Taper of threads on all sizes of pipe and in couplings for sizes 2-1/2" and over is 3/4" per foot on the diameter.  
Couplings for sizes 2" and smaller are straight-tapped.

### Extra Strong

Nominal Size In.	Weight Per Foot: Nominal Plain-End, Lb.	Wall Thickness In.	Diameter		Continuous Welded	Test Pressure, psi	
			Outside In.	Inside In.		Grade A	Grade B
1/8	.31	.095	.405	.215	850	-	-
1/4	.54	.119	.540	.302	850	-	-
3/8	.74	.126	.675	.423	850	-	-
1/2	1.09	.147	.840	.546	850	-	-
3/4	1.47	.154	1.050	.742	850	-	-
1	2.17	.179	1.315	.957	850	-	-
1-1/4	3.00	.191	1.660	1.278	1300	-	-
1-1/2	3.63	.200	1.900	1.500	1300	-	-
2	5.02	.218	2.375	1.939	1300	2500	2500
2-1/2	7.66	.276	2.875	2.323	1300	2500	2500
3	10.25	.300	3.500	2.900	1300	2500	2500
3-1/2	12.51	.318	4.000	3.364	1700	2800	2800
4	14.98	.337	4.500	3.826	1700	2700	2800
5	20.78	.375	5.563	4.813	-	2430	2800
6	28.57	.432	6.625	5.761	-	2350	2740
8	43.39	.500	8.625	7.625	-	2090	2430
10	54.74	.500	10.750	9.750	-	1670	1950
12	65.42	.500	12.750	11.750	-	1410	1650

Taper of threads is 3/4" per foot on the diameter for all sizes.

### Cut Length Tolerances


Can be ordered to specific cut lengths is furnished within the showing tolerances:

Length	Tolerance
Up to 24' inclusive	Plus 1/8", minus 1/8"
Over 24' to 34' inclusive	Plus 5/16", minus 0"
Over 34' to 45' inclusive	Refer to mill


### Measuring Pipe Lengths

It is regular industry practice on threaded-and-coupled pipe to measure the total length from the field end to the threaded-and-coupled end, including the coupling.

## GALVANIZED FITTINGS



Merchant Coupling



90° Elbow



90° Reducing Elbow



90° Street Elbow



45° Elbow



45° Street Elbow

NUMBER

DESCRIPTION

U/M PRICE

PKG/  
CASE

### GALVANIZED STEEL MERCHANT COUPLINGS

G-107E	3/8 GALV MERCH CPLG	EACH	100
G-107F	1/2 GALV MERCH CPLG	EACH	100
G-107K	3/4 GALV MERCH CPLG	EACH	50
G-107M	1 GALV MERCH CPLG	EACH	30
G-107Q	1 1/4 GALV MERCH CPLG	EACH	25
G-107R	1 1/2 GALV MERCH CPLG	EACH	25
G-107S	2 GALV MERCH CPLG	EACH	20

### GALVANIZED 90° ELBOWS

G-100A	1/8 GALV 90 ELBOW	EACH	50/600
G-100C	1/4 GALV 90 ELBOW	EACH	35/420
G-100E	3/8 GALV 90 ELBOW	EACH	45/540
G-100F	1/2 GALV 90 ELBOW	EACH	50/400
G-100K	3/4 GALV 90 ELBOW	EACH	35/210
G-100M	1 GALV 90 ELBOW	EACH	20/120
G-100Q	1 1/4 GALV 90 ELBOW	EACH	20/80
G-100R	1 1/2 GALV 90 ELBOW	EACH	20/60
G-100S	2 GALV 90 ELBOW	EACH	8/32

### GALVANIZED 90° REDUCING ELBOWS

G-100FE	1/2X3/8 GALV RED 90 EL	EACH	50/400
G-100KF	3/4X1/2 GALV RED 90 ELBO	EACH	30/240
G-100MF	1 X 1/2 GALV RED 90 EL	EACH	30/180
G-100MK	1 X 3/4 GALV RED 90 EL	EACH	25/150

### GALVANIZED 90° STREET ELBOWS

G-116C	1/4 GALV 90 ST ELBOW	EACH	35/420
G-116E	3/8 GALV 90 ST ELBOW	EACH	40/480
G-116F	1/2 GALV 90 ST ELBOW	EACH	60/360
G-116K	3/4 GALV 90 ST ELBOW	EACH	35/210
G-116M	1 GALV 90 ST ELBOW	EACH	30/120
G-116Q	1 1/4 GALV 90 ST ELBOW	EACH	25/75
G-116R	1 1/2 GALV 90 ST ELBOW	EACH	9/54
G-116S	2 GALV 90 ST ELBOW	EACH	10/30

### GALVANIZED 45° ELBOWS

G-125E	3/8 GALV 45 ELBOW	EACH	50/600
G-125F	1/2 GALV 45 ELBOW	EACH	50/400
G-125K	3/4 GALV 45 ELBOW	EACH	40/240
G-125M	1 GALV 45 ELBOW	EACH	20/120
G-125Q	1 1/4 GALV 45 ELBOW	EACH	20/80
G-125R	1 1/2 GALV 45 ELBOW	EACH	10/60
G-125S	2 GALV 45 ELBOW	EACH	12/36

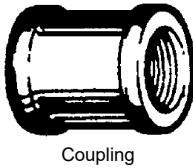

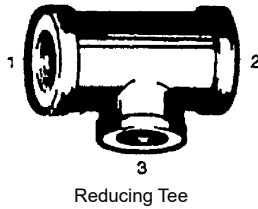
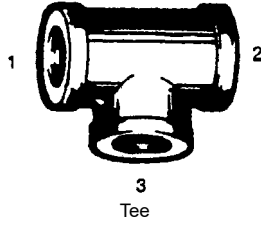
### GALVANIZED 45° STREET ELBOWS

G-124E	3/8 GALV 45 ST ELBOW	EACH	50/600
G-124F	1/2 GALV 45 ST ELBOW	EACH	75/450
G-124K	3/4 GALV 45 ST ELBOW	EACH	40/240



**Curtis**  
PIPE • VALVES • FITTINGS

# GALVANIZED FITTINGS



NUMBER	DESCRIPTION	U/M	PRICE	PKG/ CASE
<b>GALVANIZED TEES</b>				
G-101A	1/8 GALV TEE	EACH		80/960
G-101C	1/4 GALV TEE	EACH		50/600
G-101E	3/8 GALV TEE	EACH		30/360
G-101F	1/2 GALV TEE	EACH		40/240
G-101K	3/4 GALV TEE	EACH		35/140
G-101M	1 GALV TEE	EACH		20/80
G-101Q	1 1/4 GALV TEE	EACH		14/56
G-101R	1 1/2 GALV TEE	EACH		15/45
G-101S	2 GALV TEE	EACH		10/30

<b>GALVANIZED REDUCING TEES</b>				
G-101KFF	3/4X1/2X1/2 GALV RED TEE	EACH		30/180
G-101KFK	3/4X1/2X3/4 GALV RED TEE	EACH		40/160
G-101KKF	3/4X3/4X1/2 GALV RED TEE	EACH		30/180
G-101MKK	1 X 3/4X3/4 GALV RED TEE	EACH		25/100
G-101MKM	1 X 3/4 X 1 GALV RED TEE	EACH		15/90
G-101MMF	1 X 1 X 1/2 GALV RED TEE	EACH		15/120
G-101MMK	1 X 1 X 3/4 GALV RED TEE	EACH		25/100
G-101QQK	11/4X11/4X3/4 GAL RD TEE	EACH		12/72
G-101QQM	11/4X11/4X1 GALV RED TEE	EACH		16/64
G-101SSM	2 X 2 X 1 GALV RED TEE	EACH		10/40
G-101SSR	2X2X1 1/2 GALV RED TEE	EACH		8/32

<b>GALVANIZED CROSSES</b>				
G-102F	1/2 GALV CROSS	EACH		30/180
G-102K	3/4 GALV CROSS	EACH		20/120
G-102M	1 GALV CROSS	EACH		15/60
G-102S	2 GALV CROSS	EACH		10/20

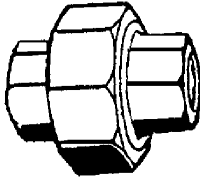
<b>GALVANIZED BANDED COUPLINGS</b>				
G-103C	1/4 GALV COUPLING	EACH		40/480
G-103E	3/8 GALV COUPLING	EACH		50/600
G-103F	1/2 GALV COUPLING	EACH		40/480
G-103K	3/4 GALV COUPLING	EACH		50/300
G-103M	1 GALV COUPLING	EACH		25/150
G-103Q	1 1/4 GALV COUPLING	EACH		16/128
G-103R	1 1/2 GALV COUPLING	EACH		18/72
G-103S	2 GALV COUPLING	EACH		12/48



# GALVANIZED FITTINGS



Reducing Coupling



Union



Cap



Square Head Plug

NUMBER	DESCRIPTION	U/M	PRICE	PKG/ CASE
--------	-------------	-----	-------	--------------

## GALVANIZED REDUCING COUPLINGS

G-119CA	1/4 X 1/8 GALV RED CPLG	EACH		50/600
G-119EC	3/8 X 1/4 GALV RED CPLG	EACH		30/360
G-119FC	1/2 X 1/4 GALV RED CPLG	EACH		50/600
G-119FE	1/2 X 3/8 GALV RED CPLG	EACH		40/480
G-119KF	3/4 X 1/2 GALV RED CPLG	EACH		60/360
G-119MF	1 X 1/2 GALV RED CPLG	EACH		30/240
G-119MK	1 X 3/4 GALV RED CPLG	EACH		25/200
G-119QK	1 1/4X3/4 GALV RED COLG	EACH		25/150
G-119QM	1 1/4 X 1 GALV RED CPLG	EACH		15/120
G-119RK	1 1/2X3/4 GALV RED CPLG	EACH		15/120
G-119RM	1 1/2 X 1 GALV RED CPLG	EACH		25/100
G-119RQ	1 1/2X1 1/4 GALV RED CPLG	EACH		12/96
G-119SM	2 X 1 GALV RED CPLG	EACH		28/84
G-119SQ	2 X 1 1/4 GALV RED CPLG	EACH		28/84
G-119SR	2 X 1 1/2 GALV RED CPLG	EACH		24/72

## GALVANIZED UNIONS

G-104F	1/2 GALV UNION	EACH		50/200
G-104K	3/4 GALV UNION	EACH		35/140
G-104M	1 GALV UNION	EACH		20/80
G-104Q	1 1/4 GALV UNION	EACH		15/60
G-104R	1 1/2 GALV UNION	EACH		10/40
G-104S	2 GALV UNION	EACH		6/24

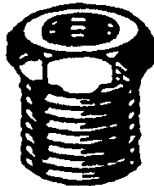
## GALVANIZED CAPS

G-108C	1/4 GALV CAPS	EACH		80/960
G-108E	3/8 GALV CAPS	EACH		60/720
G-108F	1/2 GALV CAPS	EACH		75/900
G-108K	3/4 GALV CAPS	EACH		40/480
G-108M	1 GALV CAPS	EACH		35/280
G-108Q	1 1/4 GALV CAPS	EACH		25/200
G-108R	1 1/2 GALV CAPS	EACH		25/150
G-108S	2 GALV CAPS	EACH		18/108

## GALVANIZED SQUARE HEAD PLUGS

G-109C	1/4 GALV PLUG	EACH		150/1800
G-109E	3/8 GALV PLUG	EACH		100/1200
G-109F	1/2 GALV PLUG	EACH		50/600
G-109K	3/4 GALV PLUG	EACH		30/360
G-109M	1 GALV PLUG	EACH		20/240
G-109Q	1 1/4 GALV PLUG	EACH		40/240
G-109R	1 1/2 GALV PLUG	EACH		30/180
G-109S	2 GALV PLUG	EACH		20/120

## BLACK FITTINGS



Bushing

NUMBER

DESCRIPTION

U/M


PRICE

PKG/  
CASE

### GALVANIZED BUSHINGS

<b>G-110EC</b>	3/8 X 1/4 GALV BUSHING	EACH	75/900
<b>G-110FC</b>	1/2 X 1/4 GALV BUSHING	EACH	100/1200
<b>G-110FE</b>	1/2 X 3/8 GALV BUSHING	EACH	100/1200
<b>G-110KC</b>	3/4 X 1/4 GALV BUSHING	EACH	50/600
<b>G-110KE</b>	3/4 X 3/8 GALV BUSHING	EACH	50/600
<b>G-110KF</b>	3/4 X 1/2 GALV BUSHING	EACH	50/600
<b>G-110MF</b>	1 X 1/2 GALV BUSHING	EACH	50/400
<b>G-110MK</b>	1 X 3/4 GALV BUSHING	EACH	50/400
<b>G-110QF</b>	1 1/4 X 1/2 GALV BUSHING	EACH	30/240
<b>G-110QK</b>	1 1/4 X 3/4 GALV BUSHING	EACH	30/240
<b>G-110QM</b>	1 1/4 X 1 GALV BUSHING	EACH	30/240
<b>G-110RF</b>	1 1/2 X 1/2 GALV BUSHING	EACH	25/150
<b>G-110RK</b>	1 1/2 X 3/4 GALV BUSHING	EACH	25/150
<b>G-110RM</b>	1 1/2 X 1 GALV BUSHING	EACH	25/150
<b>G-110RQ</b>	1 1/2 X 1 1/4 GALV BUSH	EACH	25/150
<b>G-110SK</b>	2 X 3/4 GALV BUSHING	EACH	20/120
<b>G-110SM</b>	2 X 1 GALV BUSHING	EACH	20/120
<b>G-110SQ</b>	2 X 1 1/4 GALV BUSHING	EACH	20/120
<b>G-110SR</b>	2 X 1 1/2 GALV BUSHING	EACH	20/120

### GALVANIZED FLOOR FLANGES




Floor Flange

<b>G-131F</b>	1/2 GALV FLANGE	EACH	25/200
<b>G-131K</b>	3/4 GALV FLANGE	EACH	20/160
<b>G-131M</b>	1 GALV FLANGE	EACH	20/120
<b>G-131Q</b>	1 1/4 GALV FLANGE	EACH	15/90
<b>G-131R</b>	1 1/2 GALV FLANGE	EACH	12/72
<b>G-131S</b>	2 GALV FLANGE	EACH	8/48




**Curtis**  
PIPE • VALVES • FITTINGS

## BLACK FITTINGS



Merchant Coupling



90° Elbow



90° Reducing Elbow



90° Street Elbow



45° Elbow

NUMBER

DESCRIPTION

U/M PRICE

PKG/  
CASE

### BLACK STEEL MERCHANT COUPLINGS

NUMBER	DESCRIPTION	U/M	PRICE	PKG/ CASE
M-107E	3/8 BLK MERCH CPLG	EACH		100
M-107F	1/2 BLK MERCH CPLG	EACH		100
M-107K	3/4 BLK MERCH CPLG	EACH		50
M-107M	1 BLK MERCH CPLG	EACH		30
M-107Q	1 1/4 BLK MERCH CPLG	EACH		25
M-107R	1 1/2 BLK MERCH CPLG	EACH		25
M-107S	2 BLK MERCH CPLG	EACH		20

### BLACK 90° ELBOWS

M-100A	1/8 BLK 90 ELBOW	EACH		50/600
M-100C	1/4 BLK 90 ELBOW	EACH		35/420
M-100E	3/8 BLK 90 ELBOW	EACH		45/540
M-100F	1/2 BLK 90 ELBOW	EACH		50/400
M-100K	3/4 BLK 90 ELBOW	EACH		35/210
M-100M	1 BLK 90 ELBOW	EACH		20/120
M-100Q	1 1/4 BLK 90 ELBOW	EACH		20/80
M-100R	1 1/2 BLK 90 ELBOW	EACH		10/60
M-100S	2 BLK 90 ELBOW	EACH		8/32
M-100T	2-1/2 BLK 90 ELBOW	EACH		12
M-100U	3 BLK 90 ELBOW	EACH		8
M-100X	4 BLK 90 ELBOW	EACH		2

### BLACK 90° REDUCING ELBOWS

M-100FE	1/2X3/8 BLK RED 90 EL	EACH		50/400
M-100KF	3/4X1/2 BLK RED 90 EL	EACH		30/240
M-100MF	1 X 1/2 BLK RED 90 EL	EACH		30/180
M-100MK	1 X 3/4 BLK RED 90 EL	EACH		25/150
M-100QM	1 1/4X1 BLK RED 90 EL	EACH		10/80
M-100RM	1 1/2X1 BLK RED 90 EL	EACH		10/80
M-100SR	2X1 1/2 BLK RED 90 EL	EACH		10/40

### BLACK 90° STREET ELBOWS

M-116A	1/8 BLK 90 ST ELBOW	EACH		60/720
M-116C	1/4 BLK 90 ST ELBOW	EACH		35/420
M-116E	3/8 BLK 90 ST ELBOW	EACH		40/480
M-116F	1/2 BLK 90 ST ELBOW	EACH		60/360
M-116K	3/4 BLK 90 ST ELBOW	EACH		35/210
M-116M	1 BLK 90 ST ELBOW	EACH		30/120
M-116Q	1 1/4 BLK 90 ST ELBOW	EACH		25/75
M-116R	1 1/2 BLK 90 ST ELBOW	EACH		9/54
M-116S	2 BLK 90 ST ELBOW	EACH		10/30
M-116T	2 1/2 BLK 90 ST. ELBOW	EACH		10
M-116U	3 BLK 90 ST. ELBOW	EACH		8
M-116X	4 BLK 90 ST. ELBOW	EACH		4

### BLACK 45° ELBOWS

M-125E	3/8 BLK 45 ELBOW	EACH		50/600
M-125F	1/2 BLK 45 ELBOW	EACH		50/400
M-125K	3/4 BLK 45 ELBOW	EACH		40/240
M-125M	1 BLK 45 ELBOW	EACH		20/120
M-125Q	1 1/4 BLK 45 ELBOW	EACH		20/80
M-125R	1 1/2 BLK 45 ELBOW	EACH		10/60
M-125S	2 BLK 45 ELBOW	EACH		12/36
M-125T	2 1/2" BLK 45 ELBOW	EACH		12
M-125U	3" BLK 45 ELBOW	EACH		10
M-125X	4" BLK 45 ELBOW	EACH		4




**Curtis**  
PIPE • VALVES • FITTINGS

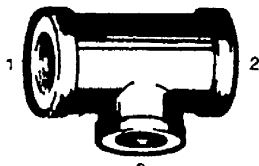
## BLACK FITTINGS



45° Street Elbow



Tee



Reducing Tee

NUMBER

DESCRIPTION

U/M PRICE

PKG/  
CASE

### BLACK 45° STREET ELBOWS

NUMBER	DESCRIPTION	U/M	PRICE	PKG/ CASE
M-124F	1/2 45 ST EL BLACK	EACH		75/450
M-124K	3/4 45 ST ELBOW BLACK	EACH		40/240
M-124M	1 45 ST ELBOW-BLACK	EACH		25/150
M-124Q	1 1/4 BLK 45 ST ELBOW	EACH		10/80
M-124T	2 1/2" BLK 45 ST. ELBOW	EACH		12
M-124U	3" BLK 45 ST. ELBOW	EACH		6
M-124X	4" BLK 45 ST. ELBOW	EACH		4

### BLACK TEES

NUMBER	DESCRIPTION	U/M	PRICE	PKG/ CASE
M-101A	1/8 BLACK TEE	EACH		80/960
M-101C	1/4 BLACK TEE	EACH		50/600
M-101E	3/8 BLACK TEE	EACH		30/360
M-101F	1/2 BLACK TEE	EACH		40/240
M-101K	3/4 BLACK TEE	EACH		35/140
M-101M	1 BLACK TEE	EACH		20/80
M-101Q	1 1/4 BLACK TEE	EACH		14/56
M-101R	1 1/2 BLACK TEE	EACH		15/45
M-101S	2 BLACK TEE	EACH		10/30
M-101T	2 1/2" BLK TEE	EACH		4
M-101U	3" BLK TEE	EACH		3
M-101X	4" BLK TEE	EACH		1


### BLACK REDUCING TEES

M-101FFK	1/2X1/2X3/4 BLK RED TEE	EACH		30/180
M-101KFF	3/4X1/2X1/2 BLK RED TEE	EACH		30/180
M-101KFK	3/4X1/2X3/4 BLK RED TEE	EACH		40/160
M-101KFM	3/4X1/2 X 1 BLK RED TEE	EACH		35/140
M-101KKF	3/4X3/4X1/2 BLK RED TEE	EACH		30/180
M-101KKM	3/4X3/4 X 1 BLK RED TEE	EACH		20/120
M-101MFF	1 X 1/2X1/2 BLK RED TEE	EACH		20/120
M-101MFM	1 X 1/2 X 1 BLK RED TEE	EACH		15/90
M-101MKF	1 X 3/4X1/2 BLK RED TEE	EACH		20/120
M-101MKK	1 X 3/4X3/4 BLK RED TEE	EACH		25/100
M-101MKM	1 X 3/4 X 1 BLK RED TEE	EACH		15/90
M-101MMF	1 X 1 X 1/2 BLK RED TEE	EACH		15/120
M-101MMK	1 X 1 X 3/4 BLK RED TEE	EACH		25/100
M-101QQF	1 1/4X1 1/4X1/2 BLK TEE	EACH		20/80
M-101QQK	1 1/4X1 1/4X3/4 BLK TEE	EACH		12/72
M-101QQM	1 1/4X1 1/4 X 1 BLK RED T	EACH		16/64
M-101RRK	1 1/2X1 1/2X3/4 BLK RED T	EACH		
M-101RRM	1 1/2X1 1/2 X 1 BLK RED T	EACH		13/52
M-101RRQ	1 1/2X1 1/2X1 1/4 BLK RED T	EACH		15/45
M-101SSK	2 X 2 X 3/4 BLK RED TEE	EACH		10/40
M-101SSM	2 X 2 X 1 BLK RED TEE	EACH		12
M-101SSR	2 X 2 X 1 1/2 BLK RED TEE	EACH		8/32
M-101TTS	2 1/2" X 2 1/2" X 2" BLK REDUCING TEE	EACH		8
M-101UUM	3" X 3" X 1" BLK REDUCING TEE	EACH		6
M-101UUQ	3" X 3" X 1 1/4" BLK REDUCING TEE	EACH		6
M-101UUR	3" X 3" X 1 1/2" BLK REDUCING TEE	EACH		6
M-101UUS	3" X 3" X 2" BLK REDUCING TEE	EACH		6
M-101XXM	4" X 4" X 1" BLK REDUCING TEE	EACH		4
M-101XXS	4" X 4" X 2" BLK REDUCING TEE	EACH		3




**Curtis**  
PIPE • VALVES • FITTINGS

## BLACK FITTINGS



Cross



Banded Coupling



Reducing Coupling

NUMBER

DESCRIPTION

U/M

PRICE

PKG/  
CASE

### BLACK CROSSES

M-102F	1/2 BLK CROSS	EACH	30/180
M-102K	3/4 BLK CROSS	EACH	20/120
M-102M	1 BLK CROSS	EACH	15/60
M-102Q	1 1/4 BLK CROSS	EACH	20/40
M-102R	1 1/2 BLK CROSS	EACH	18/36

### BLACK BANDED COUPLINGS

M-103A	1/8 BLK COUPLINGG	EACH	1/100
M-103C	1/4 BLK COUPLING	EACH	40/480
M-103E	3/8 BLK COUPLING	EACH	50/600
M-103F	1/2 BLK COUPLING	EACH	40/480
M-103K	3/4 BLK COUPLING	EACH	50/300
M-103M	1 BLK COUPLING	EACH	25/150
M-103Q	1 1/4 BLK COUPLING	EACH	16/128
M-103R	1 1/2 BLK COUPLING	EACH	18/72
M-103S	2 BLK COUPLING	EACH	12/48
M-103T	21/2" BLACK COUPLING	EACH	8
M-103U	3" BLACK COUPLING	EACH	6
M-103X	4" BLACK COUPLING	EACH	3

### BLACK REDUCING COUPLINGS

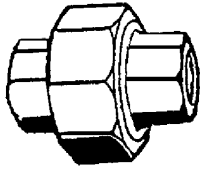
M-119EA	3/8 X 1/8 BLK RED COUP	EACH	35/420
M-119EC	3/8 X 1/4 BLK RED CPLG	EACH	30/360
M-119FC	1/2 X 1/4 BLK RED CPLG	EACH	50/600
M-119FE	1/2 X 3/8 BLK RED CLPG	EACH	40/480
M-119KE	3/4 X 3/8 BLK RED CPLG	EACH	30/360
M-119KF	3/4 X 1/2 BLK RED CPLG	EACH	60/360
M-119MF	1 X 1/2 BLK RED CPLG	EACH	30/240
M-119MK	1 X 3/4 BLK RED CPLG	EACH	25/200
M-119QK	1 1/4 X 3/4 BLK RED CPLG	EACH	25/150
M-119QM	1 1/4 X 1 BLK RED CPLG	EACH	15/120
M-119RK	1 1/2 X 3/4 BLK RED CPLG	EACH	15/120
M-119RM	1 1/2 X 1 BLK RED CPLG	EACH	25/100
M-119RQ	1 1/2 X 1 1/4 BLK RED CPLG	EACH	12/96
M-119SK	2 X 3/4 BLK RED CPLG	EACH	14/84
M-119SM	2 X 1 BLK RED CPLG	EACH	14/84
M-119SQ	2 X 1 1/4 BLK RED CPLG	EACH	14/84
M-119SR	2 X 1 1/2 BLK RED CPLG	EACH	24/72
M-119TM	21/2" X 1" BLACK RED COUPLING	EACH	20
M-119TQ	21/2" X 1 1/4" BLACK RED COUPLING	EACH	20
M-119TR	21/2" X 1 1/2" BLACK RED COUPLING	EACH	14
M-119TS	21/2" X 2" BLACK RED COUPLING	EACH	14
M-119UM	3" X 1" BLACK RED COUPLING	EACH	12
M-119UQ	3" X 1 1/4" BLACK RED COUPLING	EACH	12
M-119UR	3" X 1 1/2" BLACK RED COUPLING	EACH	12
M-119US	3" X 2" BLACK RED COUPLING	EACH	12
M-119UT	3" X 2 1/2" BLACK RED COUPLING	EACH	10
M-119XS	4" X 2" BLACK RED COUPLING	EACH	6
M-119XT	4" X 2 1/2" BLACK RED COUPLING	EACH	12
M-119XU	4" X 3" BLACK RED COUPLING	EACH	6



**Curtis**  
PIPE • VALVES • FITTINGS



## BLACK FITTINGS



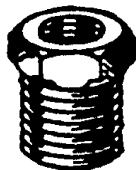
Union



Cap



Plug



Bushing

NUMBER

DESCRIPTION

U/M

PRICE

PKG/  
CASE

### BLACK UNIONS W/ BRASS SEATS

NUMBER	DESCRIPTION	U/M	PRICE	PKG/ CASE
M-104E	3/8 BLK UNION	EACH		20/240
M-104F	1/2 BLK UNION	EACH		50/200
M-104K	3/4 BLK UNION	EACH		35/140
M-104M	1 BLK UNION	EACH		20/80
M-104Q	1 1/4 BLK UNION	EACH		15/60
M-104R	1 1/2 BLK UNION	EACH		10/40
M-104S	2 BLK UNION	EACH		6/24
M-104T	2 1/2" BLACK UNION	EACH		4
M-104U	3" BLACK UNION	EACH		4
M-104X	4" BLACK UNION	EACH		2

### BLACK CAPS

NUMBER	DESCRIPTION	U/M	PRICE	PKG/ CASE
M-108C	1/4 BLK CAP	EACH		80/960
M-108E	3/8 BLK CAPS	EACH		60/720
M-108F	1/2 BLK CAPS	EACH		75/900
M-108K	3/4 BLK CAPS	EACH		40/480
M-108M	1 BLK CAPS	EACH		35/280
M-108Q	1 1/4 BLK CAPS	EACH		25/200
M-108R	1 1/2 BLK CAPS	EACH		25/150
M-108S	2 BLK CAPS	EACH		18/108
M-108T	2 1/2" BLACK CAP	EACH		40
M-108U	3" BLACK CAP	EACH		24
M-108X	4" BLACK CAP	EACH		12

### BLACK PLUGS

NUMBER	DESCRIPTION	U/M	PRICE	PKG/ CASE
M-109C	1/4 BLK PLUGS	EACH		100/1800
M-109E	3/8 BLK PLUG	EACH		100/1200
M-109F	1/2 BLK PLUG	EACH		50/600
M-109K	3/4 BLK PLUG	EACH		30/360
M-109M	1 BLK PLUG	EACH		20/240
M-109Q	1 1/4 BLK PLUG	EACH		40/240
M-109R	1 1/2 BLK PLUG	EACH		30/180
M-109S	2 BLK PLUG	EACH		20/120
M-109T	2 1/2" BLACK PLUG	EACH		32
M-109U	3" BLACK PLUG	EACH		32
M-109X	4" BLACK PLUG	EACH		12

### BLACK BUSHINGS

NUMBER	DESCRIPTION	U/M	PRICE	PKG/ CASE
M-110EA	3/8 X 1/8 BLK BUSH	EACH		75/900
M-110EC	3/8 X 1/4 BLK BUSH	EACH		75/900
M-110FC	1/2 X 1/4 BLK BUSH	EACH		100/1200
M-110FE	1/2 X 3/8 BLK BUSH	EACH		100/1200
M-110KC	3/4 X 1/4 BLK BUSHING	EACH		50/600
M-110KE	3/4 X 3/8 BLK BUSH	EACH		50/600
M-110KF	3/4 X 1/2 BLK BUSH	EACH		50/400
M-110MF	1 X 1/2 BLK BUSHING	EACH		50/400
M-110MK	1 X 3/4 BLK BUSHING	EACH		30/240
M-110QF	1 1/4 X 1/2 BLK BUSH	EACH		30/240
M-110QK	1 1/4 X 3/4 BLK BUSH	EACH		30/240
M-110QM	1 1/4 X 1 BLK BUSHING	EACH		25/150
M-110RF	1 1/2 X 1/2 BLK BUSH	EACH		25/150
M-110RK	1 1/2 X 3/4 BLK BUSH	EACH		25/150
M-110RM	1 1/2 X 1 BLK BUSHING	EACH		25/150
M-110RQ	1 1/2 X 1 1/4 BLK BUSH	EACH		20/150
M-110SF	2 X 1/2 BLK BUSHING	EACH		20/120
M-110SK	2 X 3/4 BLK BUSHING	EACH		20/120
M-110SM	2 X 1 BLACK BUSHING	EACH		20/120
M-110SQ	2 X 1 1/4 BLK BUSHING	EACH		20/120
M-110SR	2 X 1 1/2 BLK BUSH	EACH		20/120

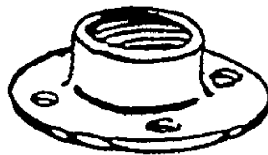


**Curtis**  
PIPE • VALVES • FITTINGS


## BLACK FITTINGS



Reducing Bushing



Flange



90° Elbow



90° Reducing Elbow



90° Street Elbow

NUMBER

DESCRIPTION

U/M

PRICE

PKG/  
CASE

### BLACK REDUCING BUSHINGS

NUMBER	DESCRIPTION	U/M	PRICE	PKG/ CASE
M-110TF	2 1/2" X 1/2" BLACK RED BUSHING	EACH		30
M-110TK	2 1/2" X 3/4" BLACK RED BUSHING	EACH		30
M-110TM	2 1/2" X 1" BLACK RED BUSHING	EACH		30
M-110TQ	2 1/2" X 1 1/4" BLACK RED BUSHING	EACH		30
M-110TR	2 1/2" X 1 1/2" BLACK RED BUSHING	EACH		30
M-110TS	2 1/2" X 2" BLACK RED BUSHING	EACH		30
M-110UM	3" X 1" BLACK RED BUSHING	EACH		24
M-110UQ	3" X 1 1/4" BLACK RED BUSHING	EACH		24
M-110UR	3" X 1 1/2" BLACK RED BUSHING	EACH		24
M-110US	3" X 2" BLACK RED BUSHING	EACH		24
M-110UT	3" X 2 1/2" BLACK RED BUSHING	EACH		24
M-110XS	4" X 2" BLACK RED BUSHING	EACH		10
M-110XT	4" X 2 1/2" BLACK RED BUSHING	EACH		10
M-110XU	4" X 3" BLACK RED BUSHING	EACH		10

### BLACK FLANGES

M-131F	1/2 BLK FLANGE	EACH		25/200
M-131K	3/4 BLK FLANGE	EACH		20/160
M-131M	1 BLK FLANGE	EACH		20/120
M-131Q	1 1/4 BLK FLANGE	EACH		15/90
M-131R	1 1/2 BLK FLANGE	EACH		12/72
M-131S	2 BLK FLANGE	EACH		8/48

### ANVIL BLACK 90° ELBOWS

MD-100E	3/8 BLK 90 ELBOW-USA	EACH		20/40
MD-100F	1/2 BLK 90 ELBOW-USA	EACH		50/200
MD-100K	3/4 BLK 90 ELBOW-USA	EACH		35/140
MD-100M	1 BLK 90 ELBOW-USA	EACH		20/80
MD-100Q	1 1/4 BLK 90 ELBOW-USA	EACH		12/48
MD-100R	1 1/2 BLK 90 ELBOW-USA	EACH		8/32
MD-100S	2 BLK 90 ELBOW-USA	EACH		10/20

### ANVIL BLACK 90° REDUCING ELBOWS

MD-100KF	3/4X1/2 BLK RED 90 EL	EACH		45/180
MD-100MF	1 X 1/2 BLK 90 EL-USA	EACH		25/100
MD-100MK	1 X 3/4 BLK 90 EL-USA	EACH		20/80

### ANVIL BLACK 90° STREET ELBOWS

MD-116E	3/8 BLK 90 ST EL-USA	EACH		20/40
MD-116F	1/2 BLK 90 ST EL-USA	EACH		75/300
MD-116K	3/4 BLK 90 ST EL-USA	EACH		40/160
MD-116M	1 BLACK 90 ST ELBOW-USA	EACH		15/60
MD-116Q	1 1/4 BLK 90 ST EL-USA	EACH		10/40
MD-116R	1 1/2 BLK 90 ST EL-USA	EACH		8/32
MD-116S	2 BLACK 90 ST EL-USA	EACH		10/20


**MALLEABLE IRON FITTINGS  
MADE IN U.S.A.**



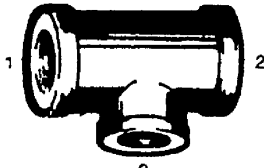
45° Elbow




45° Street Elbow



Tee



Reducing Tee



Coupling



NUMBER	DESCRIPTION	U/M	PRICE	PKG/ CASE
<b>ANVIL BLACK 45° ELBOWS</b>				
MD-125F	1/2 BLK 45 ELBOW-USA	EACH		75/300
MD-125K	3/4 BLK 45 ELBOW-USA	EACH		40/160
MD-125M	1 BLK 45 ELBOW-USA	EACH		25/100
MD-125Q	1 1/4 BLK 45 ELBOW-USA	EACH		15/60
MD-125R	1 1/2 BLK 45 ELBOW-USA	EACH		8/32

<b>ANVIL BLACK 45° STREET ELBOWS</b>				
MD-124F	1/2 BLK 45 ST EL-USA	EACH		75/300
MD-124K	3/4 BLK 45 ST EL-USA	EACH		40/160
MD-124M	1 BLK 45 ST ELBOW-USA	EACH		25/100

<b>ANVIL BLACK TEES</b>				
MD-101E	3/8 BLK TEE-USA	EACH		15/30
MD-101F	1/2 BLK TEE-USA	EACH		40/160
MD-101K	3/4 BLK TEE-USA	EACH		20/80
MD-101M	1 BLK TEE-USA	EACH		12/48
MD-101Q	1 1/4 BLK TEE-USA	EACH		8/32
MD-101R	1 1/2 BLK TEE-USA	EACH		5/20
MD-101S	2 BLK TEE-USA	EACH		10/20

<b>ANVIL BLACK REDUCING TEES</b>				
MD-101KFF	3/4X1/2X1/2 BLK TEE-USA	EACH		35/140
MD-101KFK	3/4X1/2X3/4 BLK TEE-USA	EACH		20/80
MD-101KKF	3/4X3/4X1/2 BLK TEE-USA	EACH		20/80
MD-101MFF	1 X 1/2X1/2 BLK TEE-USA	EACH		25/100
MD-101MFM	1 X 1/2 X 1 BLK TEE-USA	EACH		15/60
MD-101MKF	1 X 3/4X1/2 BLK TEE-USA	EACH		20/80
MD-101MMF	1 X 1 X 1/2 BLK TEE-USA	EACH		15/60
MD-101MMK	1 X 1 X 3/4 BLK TEE-USA	EACH		15/60
MD-101QQK	1 1/4X1 1/4X3/4 BLK TEE-US	EACH		12/24
MD-101QQM	1 1/4X1 1/4X1 BLK TEE-USA	EACH		20/40
MD-101RRM	1 1/2X1 1/2X1 BLK TEE-USA	EACH		6/24
MD-101SSM	2 X 2 X 1 BLK TEE-USA	EACH		6/24
MD-101SSQ	2 X 2 X 1 1/4 BLK TEE-USA	EACH		10/20
MD-101SSR	2 X 2 X 1 1/2 BLK TEE-USA	EACH		10/20

<b>ANVIL BLACK BANDED COUPLINGS</b>				
MD-103F	1/2 BLK CPLG-USA	EACH		20/40
MD-103K	3/4 BLK CPLG-USA	EACH		60/240
MD-103M	1 BLK CPLG-USA	EACH		25/100
MD-103Q	1 1/4 BLK CPLG-USA	EACH		15/60
MD-103R	1 1/2 BLK CPLG-USA	EACH		10/40
MD-103S	2 BLK CPLG-USA	EACH		5/20

**Technical Information**

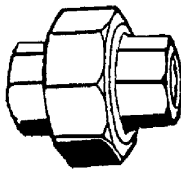
PIPE FITTINGS CONFORM TO THE FOLLOWING SPECIFICATIONS:

1. DIMENSIONS:  
AMERICAN NATIONAL STANDARD  
ANSI B 16.3, 1977
  2. THREADS:  
AMERICAN NATIONAL STANDARD  
ANSI B 94.9, 1979  
NPT = AMERICAN NATIONAL PIPE TAPER
  3. IRON PROPERTIES:  
ASTM A 802-70 SAE J 158
  4. ZINC COATING:  
ASTM DESIGNATION A-153-72  
ANS G8-14 1974
- MAXIMUM WORKING PRESSURE 150 LBS. PSI.

**MALLEABLE IRON FITTINGS  
MADE IN U.S.A.**



Reducing Coupling



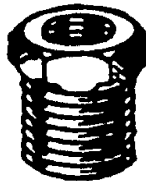
Union



Cap



Plug



Bushing



NUMBER	DESCRIPTION	U/M	PRICE	PKG/ CASE
<b>ANVIL BLACK REDUCING COUPLINGS</b>				
MD-119FE	1/2 X 3/8 BLK CPLG-USA	EACH		25/50
MD-119KF	3/4 X 1/2 BLK CPLG-USA	EACH		60/240
MD-119MF	1 X 1/2 BLK RED CPLG-USA	EACH		48/180
MD-119MK	1 X 3/4 BLK RED CPLG-USA	EACH		35/140
MD-119QF	1 1/4 X 1/2 BLK CPLG-USA	EACH		15/60
MD-119QK	1 1/4 X 3/4 BLK CPLG-USA	EACH		20/80
MD-119QM	1 1/4 X 1 BLK CPLG-USA	EACH		20/80
MD-119RK	1 1/2 X 3/4 BLK CPLG-USA	EACH		15/60
MD-119RM	1 1/2 X 1 BLK CPLG-USA	EACH		15/60
MD-119RQ	1 1/2 X 1 1/4 BLK CPLG-USA	EACH		10/40
MD-119SM	2 X 1 BLK RED CPLG-USA	EACH		5/20
MD-119SR	2 X 1 1/2 BLK CPLG-USA	EACH		5/20
<b>ANVIL BLACK UNIONS W/ BRASS SEAT</b>				
MD-104E	3/8 BLK UNION-USA	EACH		35/210
MD-104F	1/2 BLK UNION-USA	EACH		40/160
MD-104K	3/4 BLK UNION-USA	EACH		30/60
MD-104M	1 BLK UNION-USA	EACH		15/60
MD-104Q	1 1/4 BLK UNION-USA	EACH		8/32
MD-104R	1 1/2 BLK UNION-USA	EACH		18/36
MD-104S	2 BLK UNION-USA	EACH		12/24
<b>ANVIL BLACK CAPS</b>				
MD-108F	1/2 BLK CAP-USA	EACH		75/300
MD-108K	3/4 BLK CAP-USA	EACH		60/240
MD-108M	1 BLK CAP-USA	EACH		35/140
MD-108Q	1 1/4 BLK CAP-USA	EACH		25/100
MD-108R	1 1/2 BLK CAP-USA	EACH		20/80
MD-108S	2 BLK CAP-USA	EACH		12/48
<b>ANVIL BLACK PLUGS</b>				
MD-109F	1/2 BLK PLUG-USA	EACH		100/600
MD-109K	3/4 BLK PLUG-USA	EACH		70/420
MD-109M	1 BLK PLUG-USA	EACH		40/420
MD-109Q	1 1/4 BLK PLUG-USA	EACH		40/160
MD-109R	1 1/2 BLK PLUG-USA	EACH		40/80
MD-109S	2 BLK PLUG-USA	EACH		40/80
<b>ANVIL BLACK BUSHINGS</b>				
MD-110FE	1/2 X 3/8 BLK BUSH-USA	EACH		25/300
MD-110KF	3/4 X 1/2 BLK BUSH-USA	EACH		25/75
MD-110MF	1 X 1/2 BLK BUSHING-USA	EACH		30/200
MD-110MK	1 X 3/4 BLK BUSHING-USA	EACH		50/200
MD-110QF	1 1/4 X 1/2 BLK BUSH-USA	EACH		35/140
MD-110QK	1 1/4 X 3/4 BLK BUSH-USA	EACH		35/140
MD-110QM	1 1/4 X 1 BLK BUSH-USA	EACH		50/200
MD-110RK	1 1/2 X 3/4 BLK BUSH-USA	EACH		30/120
MD-110RM	1 1/2 X 1 BLK BUSH-USA	EACH		30/120
MD-110RQ	1 1/2 X 1 1/4 BLK BUSH-USA	EACH		30/120
MD-110SM	2 X 1 BLK BUSHING-USA	EACH		20/80
MD-110SQ	2 X 1 1/4 BLK BUSH-USA	EACH		20/80
MD-110SR	2 X 1 1/2 BLK BUSH-USA	EACH		20/80


## GALVANIZED STEEL NIPPLES



Close



Short



Long

NUMBER

DESCRIPTION

U/M PRICE

PKG/  
CASE

### GALVANIZED STEEL NIPPLES 1/4"

G-113CXCL	1/4 X CL GAL NIPPLE	EACH	25
G-113CX2	1/4 X 2 GALV NIPPLE	EACH	25
G-113C21/2	1/4 X 2 1/2 GALV NIPPLE	EACH	25
G-113CX3	1/4 X 3 GALV NIPPLE	EACH	25
G-113C31/2	1/4 X 3 1/2 GALV NIPPLE	EACH	25
G-113CX4	1/4 X 4 GALV NIPPLE	EACH	25
G-113C41/2	1/4 X 4 1/2 GALV NIPPLE	EACH	25
G-113CX5	1/4 X 5 GALV NIPPLE	EACH	25
G-113C51/2	1/4 X 5 1/2 GALV NIPPLE	EACH	25
G-113CX6	1/4 X 6 GALV NIPPLE	EACH	25

### GALVANIZED STEEL NIPPLES 3/8"

G-113EXCL	3/8 X CL GALV NIPPLE	EACH	25
G-113E11/2	3/8 X 1 1/2 GALV NIPPLE	EACH	25
G-113EX2	3/8 X 2 GALV NIPPLE	EACH	25
G-113E21/2	3/8 X 2 1/2 GALV NIPPLE	EACH	25
G-113EX3	3/8 X 3 GALV NIPPLE	EACH	25
G-113E31/2	3/8 X 3 1/2 GALV NIPPLE	EACH	25
G-113EX4	3/8 X 4 GALV NIPPLE	EACH	25
G-113E41/2	3/8 X 4 1/2 GALV NIPPLE	EACH	25
G-113EX5	3/8 X 5 GALV NIPPLE	EACH	25
G-113E51/2	3/8 X 5 1/2 GALV NIPPLE	EACH	25
G-113EX6	3/8 X 6 GALV NIPPLE	EACH	25




## GALVANIZED STEEL NIPPLES



Close



Short



Long

NUMBER

DESCRIPTION

U/M PRICE

PKG/  
CASE

### GALVANIZED STEEL NIPPLES 1/2"

G-113FXCL	1/2 X CL GALV NIPPLE	EACH	25
G-113F11/2	1/2 X 1 1/2 GALV NIPPLE	EACH	25
G-113FX2	1/2 X 2 GALV NIPPLE	EACH	25
G-113F21/2	1/2 X 2 1/2 GALV NIPPLE	EACH	25
G-113FX3	1/2 X 3 GALV NIPPLE	EACH	25
G-113F31/2	1/2 X 3 1/2 GALV NIPPLE	EACH	25
G-113FX4	1/2 X 4 GALV NIPPLE	EACH	25
G-113F41/2	1/2 X 4 1/2 GALV NIPPLE	EACH	25
G-113FX5	1/2 X 5 GALV NIPPLE	EACH	25
G-113F51/2	1/2 X 5 1/2 GALV NIPPLE	EACH	25
G-113FX6	1/2 X 6 GALV NIPPLE	EACH	25
G-113FX7	1/2 X 7 GALV NIPPLE	EACH	25
G-113FX8	1/2 X 8 GALV NIPPLE	EACH	25
G-113FX10	1/2 X 10 GALV NIPPLE	EACH	25
G-113FX12	1/2 X 12 GALV NIPPLE	EACH	25
G-113FX18	1/2 X 18 GALV NIPPLE	EACH	5
G-113FX24	1/2 X 24 GALV NIPPLE	EACH	5

### GALVANIZED STEEL NIPPLES 3/4"

G-113KXCL	3/4 X CL GALV NIPPLE	EACH	25
G-113K11/2	3/4 X 1 1/2 GALV NIPPLE	EACH	25
G-113KX2	3/4 X 2 GALV NIPPLE	EACH	25
G-113K21/2	3/4 X 2 1/2 GALV NIPPLE	EACH	25
G-113KX3	3/4 X 3 GALV NIPPLE	EACH	25
G-113K31/2	3/4 X 3 1/2 GALV NIPPLE	EACH	25
G-113KX4	3/4 X 4 GALV NIPPLE	EACH	25
G-113K41/2	3/4 X 4 1/2 GALV NIPPLE	EACH	25
G-113KX5	3/4 X 5 GALV NIPPLE	EACH	25
G-113K51/2	3/4 X 5 1/2 GALV NIPPLE	EACH	25
G-113KX6	3/4 X 6 GALV NIPPLE	EACH	25
G-113KX7	3/4 X 7 GALV NIPPLE	EACH	25
G-113KX8	3/4 X 8 GALV NIPPLE	EACH	6
G-113KX9	3/4 X 9 GALV NIPPLE	EACH	25
G-113KX10	3/4 X 10 GALV NIPPLE	EACH	6
G-113KX11	3/4 X 11 GALV NIPPLE	EACH	25
G-113KX12	3/4 X 12 GALV NIPPLE	EACH	6
G-113KX18	3/4 X 18 GALV NIPPLE	EACH	5

### GALVANIZED STEEL NIPPLES 1"

G-113MXCL	1 X CL GALV NIPPLE	EACH	25
G-113MX2	1 X 2 GALV NIPPLE	EACH	25
G-113M21/2	1 X 2 1/2 GALV NIPPLE	EACH	25
G-113MX3	1 X 3 GALV NIPPLE	EACH	25
G-113M31/2	1 X 3 1/2 GALV NIPPLE	EACH	25
G-113MX4	1 X 4 GALV NIPPLE	EACH	25
G-113M41/2	1 X 4 1/2 GALV NIPPLE	EACH	25
G-113MX5	1 X 5 GALV NIPPLE	EACH	25
G-113M51/2	1 X 5 1/2 GALV NIPPLE	EACH	25
G-113MX6	1 X 6 GALV NIPPLE	EACH	25
G-113MX8	1 X 8 GALV NIPPLE	EACH	6
G-113MX10	1 X 10 GALV NIPPLE	EACH	6
G-113MX12	1 X 12 GALV NIPPLE	EACH	6



**Curtis**  
PIPE • VALVES • FITTINGS


## GALVANIZED STEEL NIPPLES



Close

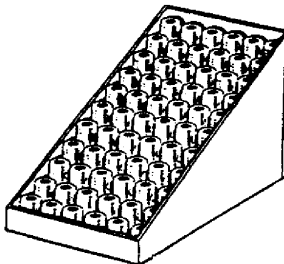


Short



Long

## NIPPLE ASSORTMENTS



NUMBER	DESCRIPTION	U/M	PRICE	PKG/ CASE
--------	-------------	-----	-------	--------------

### GALVANIZED STEEL NIPPLES 1-1/4"

G-113QXCL	1 1/4 X CL GALV NIPPLE	EACH		25
G-113QX2	1 1/4 X 2 GALV NIPPLE	EACH		25
G-113Q21/2	1 1/4X2 1/2 GALV NIPPLE	EACH		25
G-113QX3	1 1/4 X 3 GALV NIPPLE	EACH		25
G-113Q31/2	1 1/4X3 1/2 GALV NIPPLE	EACH		25
G-113QX4	1 1/4 X 4 GALV NIPPLE	EACH		25
G-113Q41/2	1 1/4X4 1/2 GALV NIPPLE	EACH		25
G-113QX5	1 1/4 X 5 GALV NIPPLE	EACH		25
G-113Q51/2	1 1/4X5 1/2 GALV NIPPLE	EACH		25
G-113QX6	1 1/4 X 6 GALV NIPPLE	EACH		25
G-113QX8	1 1/4 X 8 GALV NIPPLE	EACH		6
G-113QX10	1 1/4 X 10 GALV NIPPLE	EACH		6
G-113QX12	1 1/4 X 12 GALV NIPPLE	EACH		6

### GALVANIZED STEEL NIPPLES 1-1/2"

G-113RXCL	1 1/2 X CL GALV NIPPLE	EACH		25
G-113RX2	1 1/2 X 2 GALV NIPPLE	EACH		25
G-113R21/2	1 1/2X2 1/2 GALV NIPPLE	EACH		25
G-113RX3	1 1/2 X 3 GALV NIPPLE	EACH		25
G-113R31/2	1 1/2X3 1/2 GALV NIPPLE	EACH		25
G-113RX4	1 1/2 X 4 GALV NIPPLE	EACH		25
G-113R41/2	1 1/2X4 1/2 GALV NIPPLE	EACH		25
G-113RX5	1 1/2 X 5 GALV NIPPLE	EACH		25
G-113R51/2	1 1/2X5 1/2 GALV NIPPLE	EACH		25
G-113RX6	1 1/2 X 6 GALV NIPPLE	EACH		25
G-113RX8	1 1/2 X 8 GALV NIPPLE	EACH		6
G-113RX10	1 1/2 X 10 GALV NIPPLE	EACH		6
G-113RX12	1 1/2 X 12 GALV NIPPLE	EACH		6

### GALVANIZED STEEL NIPPLES 2"

G-113SXCL	2 X CL GALV NIPPLE	EACH		25
G-113S21/2	2 X 2 1/2 GALV NIPPLE	EACH		25
G-113SX3	2 X 3 GALV NIPPLE	EACH		25
G-113S31/2	2 X 3 1/2 GALV NIPPLE	EACH		25
G-113SX4	2 X 4 GALV NIPPLE	EACH		25
G-113S41/2	2 X 4 1/2 GALV NIPPLE	EACH		25
G-113SX5	2 X 5 GALV NIPPLE	EACH		25
G-113S51/2	2 X 5 1/2 GALV NIPPLE	EACH		25
G-113SX6	2 X 6 GALV NIPPLE	EACH		25

### GALVANIZED STEEL NIPPLE ASSORTMENTS

GALV66F	1/2 GALV CL-6" 66 PC AST	EACH		
GALV66K	3/4 GALV CL-6" 66 PC AST	EACH		
GALV66M	1 GALV CL-6" 66 PC ASST	EACH		

## BLACK STEEL NIPPLES



Close



Short



Long

NUMBER	DESCRIPTION	U/M	PRICE	PKG/ CASE
--------	-------------	-----	-------	--------------

### BLACK STEEL NIPPLES 1/8"

M-113AXCL	1/8 X CL BLACK NIPPLE	EACH		25
M-113AX2	1/8 X 2" BLACK NIPPLE	EACH		25
M-113AX3	1/8 X 3" BLACK NIPPLE	EACH		25
M-113AX4	1/8 X 4" BLACK NIPPLE	EACH		25
M-113AX5	1/8 X 5" BLACK NIPPLE	EACH		25
M-113AX6	1/8 X 6" BLACK NIPPLE	EACH		25

### BLACK STEEL NIPPLES 1/4"

M-113CXCL	1/4 X CL BLACK NIPPLE	EACH		25
M-113CX11/2	1/4 X 1 1/2" BLACK NIPPLE	EACH		25
M-113CX2	1/4 X 2" BLACK NIPPLE	EACH		25
M-113CX2 1/2	1/4 X 2 1/2" BLACK NIPPLE	EACH		25
M-113C-X-3	1/4 X 3" BLACK NIPPLE	EACH		25
M-113CX3 1/2	1/4 X 3 1/2" BLACK NIPPLE	EACH		25
M-113C-X-4	1/4 X 4" BLACK NIPPLE	EACH		25
M-113CX4 1/2	1/4 X 4 1/2" BLACK NIPPLE	EACH		25
M-113C-X-5	1/4 X 5" BLACK NIPPLE	EACH		25
M-113CX5 1/2	1/4 X 5 1/2" BLACK NIPPLE	EACH		25
M-113C-X-6	1/4 X 6" BLACK NIPPLE	EACH		25
M-113C-X-8	1/4 X 8" BLACK NIPPLE	EACH		25
M-113C-X-10	1/4 X 10" BLACK NIPPLE	EACH		25
M-113C-X-12	1/4 X 12" BLACK NIPPLE	EACH		25

### BLACK STEEL NIPPLES 3/8"

M-113EXCL	3/8 X CL BLACK NIPPLE	EACH		25
M-113E1 1/2	3/8 X 1 1/2 BLK NIPPLE	EACH		25
M-113EX2	3/8 X 2 BLACK NIPPLE	EACH		25
M-113E2 1/2	3/8 X 2 1/2 BLK NIPPLE	EACH		25
M-113E-X-3	3/8 X 3 BLACK NIPPLE	EACH		25
M-113E3 1/2	3/8 X 3 1/2 BLACK NIPPLE	EACH		25
M-113E-X-4	3/8 X 4 BLACK NIPPLE	EACH		25
M-113E4 1/2	3/8 X 4 1/2 BLK NIPPLE	EACH		25
M-113E-X-5	3/8 X 5 BLACK NIPPLE	EACH		25
M-113E5 1/2	3/8 X 5 1/2 BLACK NIPPLE	EACH		25
M-113E-X-6	3/8 X 6 BLACK NIPPLE	EACH		25
M-113E-X-8	3/8 X 8 BLACK NIPPLE	EACH		6
M-113EX10	3/8 X 10 BLACK NIPPLE	EACH		6
M-113EX12	3/8 X 12 BLACK NIPPLE	EACH		6



# BLACK STEEL NIPPLES



Close



Short



Long

NUMBER	DESCRIPTION	U/M	PRICE	PKG/ CASE
--------	-------------	-----	-------	--------------

## BLACK STEEL NIPPLES 1/2"

M-113FXCL	1/2 X CL BLACK NIPPLE	EACH		25
M-113F11/2	1/2 X 1 1/2 BLK NIPPLE	EACH		25
M-113F-X-2	1/2 X 2 BLACK NIPPLE	EACH		25
M-113F21/2	1/2 X 2 1/2 BLACK NIPPLE	EACH		25
M-113FX3	1/2 X 3 BLACK NIPPLE	EACH		25
M-113F31/2	1/2 X 3 1/2 BLACK NIPPLE	EACH		25
M-113FX4	1/2 X 4 BLACK NIPPLE	EACH		25
M-113F41/2	1/2 X 4 1/2 BLACK NIPPLE	EACH		25
M-113FX5	1/2 X 5 BLACK NIPPLE	EACH		25
M-113F51/2	1/2 X 5 1/2 BLACK NIPPLE	EACH		25
M-113FX6	1/2 X 6 BLACK NIPPLE	EACH		25
M-113FX7	1/2 X 7 BLACK NIPPLE	EACH		25
M-113FX8	1/2 X 8 BLACK NIPPLE	EACH		25
M-113FX9	1/2 X 9 BLACK NIPPLE	EACH		25
M-113FX10	1/2 X 10 BLACK NIPPLE	EACH		25
M-113FX11	1/2 X 11 BLACK NIPPLE	EACH		25
M-113FX12	1/2 X 12 BLACK NIPPLE	EACH		25
M-113FX14	1/2 X 14 BLACK NIPPLE	EACH		25
M-113FX16	1/2 X 16 BLACK NIPPLE	EACH		25
M-113FX18	1/2 X 18 BLACK NIPPLE	EACH		5
M-113FX24	1/2 X 24 BLACK NIPPLE	EACH		5
M-113FX30	1/2 X 30 BLACK NIPPLE	EACH		5
M-113FX36	1/2 X 36 BLACK NIPPLE	EACH		5
M-113FX48	1/2 X 48 BLACK NIPPLE	EACH		5
M-113FX60	1/2 X 60 BLACK NIPPLE	EACH		5

## BLACK STEEL NIPPLES 3/4"

M-113KXCL	3/4 X CL BLACK NIPPLE	EACH		25
M-113K11/2	3/4 X 1 1/2 BLACK NIPPLE	EACH		25
M-113KX2	3/4 X 2 BLACK NIPPLE	EACH		25
M-113K21/2	3/4 X 2 1/2 BLACK NIPPLE	EACH		25
M-113KX3	3/4 X 3 BLACK NIPPLE	EACH		25
M-113K31/2	3/4 X 3 1/2 BLACK NIPPLE	EACH		25
M-113KX4	3/4 X 4 BLACK NIPPLE	EACH		25
M-113K41/2	3/4 X 4 1/2 BLACK NIPPLE	EACH		25
M-113KX5	3/4 X 5 BLACK NIPPLE	EACH		25
M-113K51/2	3/4 X 5 1/2 BLACK NIPPLE	EACH		25
M-113KX6	3/4 X 6 BLACK NIPPLE	EACH		25
M-113KX7	3/4 X 7 BLACK NIPPLE	EACH		6
M-113KX8	3/4 X 8 BLACK NIPPLE	EACH		6
M-113KX9	3/4 X 9 BLACK NIPPLE	EACH		6
M-113KX10	3/4 X 10 BLACK NIPPLE	EACH		6
M-113KX12	3/4 X 12 BLACK NIPPLE	EACH		6
M-113KX18	3/4 X 18 BLACK NIPPLE	EACH		5
M-113KX24	3/4 X 24 BLACK NIPPLE	EACH		5
M-113KX30	3/4 X 30 BLACK NIPPLE	EACH		5
M-113KX36	3/4 X 36 BLACK NIPPLE	EACH		5
M-113KX48	3/4 X 48 BLACK NIPPLE	EACH		5
M-113KX60	3/4 X 60 BLACK NIPPLE	EACH		5



**Curtis**  
PIPE • VALVES • FITTINGS

# BLACK STEEL NIPPLES



Close



Short



Long



**Curtis**  
PIPE • VALVES • FITTINGS

NUMBER	DESCRIPTION	U/M	PRICE	PKG/ CASE
<b>BLACK STEEL NIPPLES 1"</b>				
M-113MXCL	1 X CL BLACK NIPPLE	EACH		25
M-113MX2	1 X 2 BLACK NIPPLE	EACH		25
M-113M21/2	1 X 2 1/2 BLACK NIPPLE	EACH		25
M-113MX3	1 X 3 BLACK NIPPLE	EACH		25
M-113M31/2	1 X 3 1/2 BLACK NIPPLE	EACH		25
M-113MX4	1 X 4 BLACK NIPPLE	EACH		25
M-113M41/2	1 X 4 1/2 BLACK NIPPLE	EACH		25
M-113MX5	1 X 5 BLACK NIPPLE	EACH		25
M-113M51/2	1 X 5 1/2 BLACK NIPPLE	EACH		25
M-113MX6	1 X 6 BLACK NIPPLE	EACH		25
M-113MX8	1 X 8 BLACK NIPPLE	EACH		6
M-113MX10	1 X 10 BLACK NIPPLE	EACH		6
M-113MX12	1 X 12 BLACK NIPPLE	EACH		6
M-113MX16	1 X 16 BLACK NIPPLE	EACH		3
M-113MX18	1 X 18 BLACK NIPPLE	EACH		3
M-113MX24	1 X 24 BLACK NIPPLE	EACH		3
M-113MX30	1 X 30 BLACK NIPPLE	EACH		3
M-113MX36	1 X 36 BLACK NIPPLE	EACH		3
M-113MX48	1 X 48 BLACK NIPPLE	EACH		3
M-113MX60	1 X 60 BLACK NIPPLE	EACH		3

<b>BLACK STEEL NIPPLES 1-1/4"</b>				
M-113QXCL	1 1/4 X CL BLACK NIPPLE	EACH		25
M-113QX2	1 1/4 X 2 BLACK NIPPLE	EACH		25
M-113Q21/2	1 1/4 X 2 1/2 BLACK NIPPLE	EACH		25
M-113QX3	1 1/4 X 3 BLACK NIPPLE	EACH		25
M-113Q31/2	1 1/4 X 3 1/2 BLACK NIPPLE	EACH		25
M-113QX4	1 1/4 X 4 BLACK NIPPLE	EACH		25
M-113Q41/2	1 1/4 X 4 1/2 BLK NIPPLE	EACH		25
M-113QX5	1 1/4 X 5 BLACK NIPPLE	EACH		25
M-113Q51/2	1 1/4 X 5 1/2 BLK NIPPLE	EACH		25
M-113QX6	1 1/4 X 6 BLACK NIPPLE	EACH		25
M-113QX7	1 1/4 X 7 BLACK NIPPLE	EACH		6
M-113QX8	1 1/4 X 8 BLACK NIPPLE	EACH		6
M-113QX10	1 1/4 X 10 BLACK NIPPLE	EACH		6
M-113QX12	1 1/4 X 12 BLACK NIPPLE	EACH		6

<b>BLACK STEEL NIPPLES 1-1/2"</b>				
M-113RXCL	1 1/2 X CL BLACK NIPPLE	EACH		25
M-113RX2	1 1/2 X 2 BLACK NIPPLE	EACH		25
M-113R21/2	1 1/2 X 2 1/2 BLK NIPPLE	EACH		25
M-113RX3	1 1/2 X 3 BLACK NIPPLE	EACH		25
M-113R31/2	1 1/2 X 3 1/2 BLK NIPPLE	EACH		25
M-113RX4	1 1/2 X 4 BLACK NIPPLE	EACH		25
M-113R41/2	1 1/2 X 4 1/2 BLK NIPPLE	EACH		25
M-113RX5	1 1/2 X 5 BLACK NIPPLE	EACH		25
M-113R51/2	1 1/2 X 5 1/2 BLK NIPPLE	EACH		25
M-113RX6	1 1/2 X 6 BLACK NIPPLE	EACH		25
M-113RX8	1 1/2 X 8 BLACK NIPPLE	EACH		6
M-113RX10	1 1/2 X 10 BLACK NIPPLE	EACH		6
M-113RX12	1 1/2 X 12 BLACK NIPPLE	EACH		6

## BLACK STEEL NIPPLES



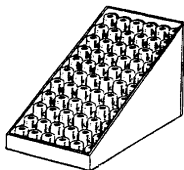
Close



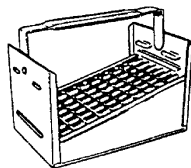
Short



Long



Nipple Assortment



Nipple Tray



Fitting Tray Stack & Tote  
Galvanized

NUMBER

DESCRIPTION

U/M PRICE

PKG/  
CASE

### BLACK STEEL NIPPLES 2"

M-113SXCL	2 X CL BLACK NIPPLE	EACH	25
M-113S21/2	2 X 2 1/2 BLACK NIPPLE	EACH	25
M-113SX3	2 X 3 BLACK NIPPLE	EACH	25
M-113S31/2	2 X 3 1/2 BLACK NIPPLE	EACH	25
M-113SX4	2 X 4 BLACK NIPPLE	EACH	25
M-113S41/2	2 X 4 1/2 BLACK NIPPLE	EACH	25
M-113SX5	2 X 5 BLACK NIPPLE	EACH	25
M-113S51/2	2 X 5 1/2 BLACK NIPPLE	EACH	25
M-113SX6	2 X 6 BLACK NIPPLE	EACH	25
M-113SX8	2 X 8 BLACK NIPPLE	EACH	6
M-113SX10	2 X 10 BLACK NIPPLE	EACH	6
M-113SX12	2 X 12 BLACK NIPPLE	EACH	6

### BLACK STEEL NIPPLES 2-1/2"

M-113TXCL	2 1/2" X CL BLACK NIPPLE	EACH	36
M-113TX3	2 1/2" X 3" BLACK NIPPLE	EACH	36
M-113T31/2	2 1/2" X 3 1/2" BLACK NIPPLE	EACH	27
M-113TX4	2 1/2" X 4" BLACK NIPPLE	EACH	27
M-113T41/2	2 1/2" X 4 1/2" BLACK NIPPLE	EACH	24
M-113TX5	2 1/2" X 5" BLACK NIPPLE	EACH	18
M-113T51/2	2 1/2" X 5 1/2" BLACK NIPPLE	EACH	18
M-113TX6	2 1/2" X 6" BLACK NIPPLE	EACH	18

### BLACK STEEL NIPPLES 3"

M-113UXCL	3" X CL BLACK NIPPLE	EACH	24
M-113UX3	3" X 3 BLACK NIPPLE	EACH	24
M-113U31/2	3" X 3 1/2 BLACK NIPPLE	EACH	18
M-113UX4	3" X 4 BLACK NIPPLE	EACH	18
M-113U41/2	3" X 4 1/2 BLACK NIPPLE	EACH	16
M-113UX5	3" X 5 BLACK NIPPLE	EACH	12
M-113U51/2	3" X 5 1/2 BLACK NIPPLE	EACH	12
M-113UX6	3" X 6 BLACK NIPPLE	EACH	12

### BLACK STEEL NIPPLES 4"

M-113XXCL	4" X CL BLACK NIPPLE	EACH	15
M-113XX4	4" X 4" BLACK NIPPLE	EACH	12
M-113X41/2	4" X 4 1/2" BLACK NIPPLE	EACH	10
M-113XX5	4" X 5" BLACK NIPPLE	EACH	8
M-113X51/2	4" X 5 1/2" BLACK NIPPLE	EACH	8
M-113XX6	4" X 6" BLACK NIPPLE	EACH	8

### BLACK STEEL NIPPLE ASSORTMENTS

BLK66F	1/2 BLK CL-6" 66 PC ASST	EACH	
BLK66K	3/4 BLK CL-6" 66 PC ASST	EACH	
BLK66M	1 BLK CL-6" 60 PC ASST	EACH	

### NIPPLE TRAYS/DIVIDERS – ALL STEEL

A3500F	1/2 NIPPLE TRAY-HOLDS 77	EACH	
A3501K	3/4 NIPPLE TRAY-HOLDS 66	EACH	
A3503M	1 NIPPLE TRAY-HOLDS 50	EACH	
A3510FK	1/2 & 3/4 NIPPLE TRAY	EACH	

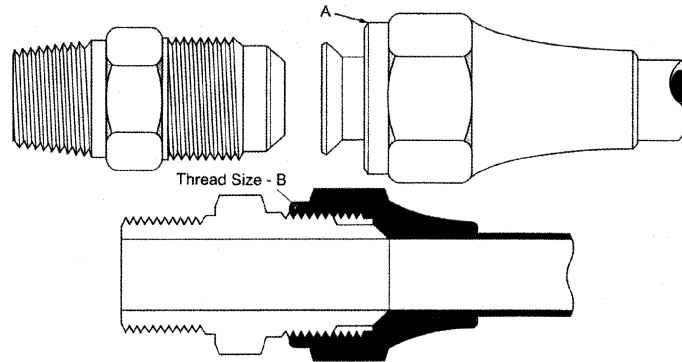
### FITTING TRAYS/DIVIDERS – ALL STEEL

A2055	11 X 20 FTG TRAY-5X5 BNS	EACH	
-------	--------------------------	------	--



**Curtis**  
PIPE • VALVES • FITTINGS

**45° Flare**



<b>Tube O.D.</b>	<b>1/8</b>	<b>3/16</b>	<b>1/4</b>	<b>5/16</b>	<b>3/8</b>	<b>7/16</b>	<b>1/2</b>	<b>5/8</b>	<b>3/4</b>
<b>Thread Size-B</b>	<b>5/16-24</b>	<b>3/8-24</b>	<b>7/16-20</b>	<b>1/2-20</b>	<b>5/8-18</b>	<b>11/16-16</b>	<b>3/4-16</b>	<b>7/8-14</b>	<b>1-1/16-14</b>

**•Typical Application**

LP and natural gas, flammable liquids, instrumentation, refrigeration, power steering, hydraulic and pneumatic systems.

**•Working Pressure Ranges**

Temperature and type of tubing used are important factors. However, the following table is a good guide for proper selection.

<b>PSI</b>	<b>Tube O.D. (in.)</b>	<b>Tube Wall (in.)</b>
<b>2800</b>	<b>1/8</b>	<b>.030</b>
<b>1900</b>	<b>3/16</b>	<b>.030</b>
<b>1400</b>	<b>1/4</b>	<b>.030</b>
<b>1200</b>	<b>5/16</b>	<b>.032</b>
<b>1000</b>	<b>3/8</b>	<b>.032</b>
<b>750</b>	<b>1/2</b>	<b>.032</b>
<b>650</b>	<b>5/8</b>	<b>.035</b>
<b>550</b>	<b>3/4</b>	<b>.035</b>
<b>450</b>	<b>7/8</b>	<b>.035</b>

Temperature 73°F with copper tubing:

**•Vibration**

Good resistance - use long nut when greater vibration resistance is required.

**•Temperature Range**

-65°F to +250°F (-53°C to +121°C) range at maximum operating pressures.

**•Material**

CA360 Brass for barstock fittings.  
CA377 Brass for forged fittings.

**•Used With**

Copper, brass, aluminum and steel hydraulic tubing that can be flared.

**•Conformance**

Meets specifications and standards of ASA, ASME, SAE and MS (Military standards).

**Assembly Instructions**

- 1- Cut tubing to desired length. Make sure all burrs are removed and ends are cut square.
- 2- Slide nut on tube. Threaded and "A" of nut must face out.
- 3- Flare end of tube with a 45° flaring tool.
  - a- Measure flare diameter.
  - b- Examine flare for excessive thin out.
- 4- Lubricate threads and assemble to fitting body. Nut should be turned hand tight.
- 5- Tighten assembly with wrench until a solid feeling is encountered. From that point, apply a one-sixth turn.

**Actual O.D. of Flare Fittings**



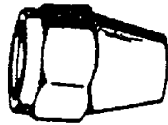
**\*Not for Potable Water  
FLARE FITTINGS**



Flare Plug



Flare Cap



Short Flare Nut

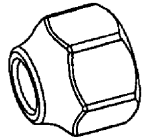
**FORGED FLARE NUTS**




Short Forged  
Flare Nut



Forged Reducing  
Flare Nut



Forged Flare Nut –  
Heavy Pattern



Long Forged  
Flare Nut



NUMBER	DESCRIPTION	U/M	PRICE	PKG/ CASE
--------	-------------	-----	-------	--------------

**\* FLARE PLUGS**

AP2C	1/4 OD FLARE PLUG	EACH		50
AP2E	3/8 OD FLARE PLUG	EACH		50
AP2F	1/2 OD FLARE PLUG	EACH		25
AP2I	5/8 OD FLARE PLUG	EACH		25

**\* FLARE CAPS**

AN5C	1/4 OD FLARE CAP	EACH		
AN5E	3/8 OD FLARE CAP	EACH		50
AN5F	1/2 OD FLARE CAP	EACH		25/800
AN5I	5/8 OD FLARE CAP	EACH		25
AN5K	3/4 OD FLARE CAP	EACH		

**\* SHORT FLARE NUTS**

A41C	1/4 OD FLARE NUT	EACH		
A41E	3/8 OD FLARE NUT-ST RE	EACH		50
A41F	1/2 OD FLARE NUT	EACH		25
A41I	5/8 OD FLARE NUT	EACH		20
A41K	3/4 OD FLARE NUT-FORGED	EACH		20

**\* SHORT FORGED FLARE NUTS**

ANS4C	1/4 OD SHORT FLARE NUT	EACH		
ANS4E	3/8 OD SHORT FLARE NUT	EACH		50/900
ANS4F	1/2 OD SHORT FLARE NUT	EACH		25/575
ANS4I	5/8 OD SHORT FLARE NUT	EACH		20/350
ANS4K	3/4 OD SHORT FLARE NUT	EACH		
ANS4L	7/8 OD SHORT FLARE NUT	EACH		

**\* FORGED REDUCING FLARE NUTS**

ANRS4EC	3/8 OD X 1/4 OD RED.NUT	EACH		25
ANRS4FE	1/2 OD X 3/8 OD RED.NUT	EACH		25
ANRS4IE	5/8 OD X 3/8 OD RED.NUT	EACH		15
ANRS4IF	5/8 OD X 1/2 OD RED.NUT	EACH		25

**\* FORGED FLARE NUTS – HEAVY PATTERN**

ARN4C	1/4 OD HVY FLARE NUT	EACH		
ARN4E	3/8 OD HVY FLARE NUT	EACH		50
ARN4F	1/2 OD HVY FLARE NUT	EACH		25
ARN4I	5/8 OD HVY FLARE NUT	EACH		20

**\* LONG FORGED FLARE NUTS**


AN4E	3/8 OD LONG FLARE NUT	EACH		
------	-----------------------	------	--	--

**\* Not for Potable Water**

**\*Not for Potable Water**  
**FLARE FITTINGS**



Flare Union



Flare Reducing Union



Flare x Female IP Connector



Flare x Male IP Connector



NUMBER	DESCRIPTION	U/M	PRICE	PKG/ CASE
--------	-------------	-----	-------	--------------

**\* FLARE UNIONS**

A42C	1/4 OD FL UNION	EACH		25
A42D	5/16 OD FL UNION	EACH		
A42E	3/8 OD FL UNION	EACH		25/600
A42F	1/2 OD FL UNION	EACH		25/350
A42I	5/8 OD FL UNION	EACH		15/300
A42K	3/4 OD FL UNION	EACH		

**\* FLARE REDUCING UNIONS**

A42EC	3/8 OD X 1/4 OD RED.	EACH		25
A42FC	1/2 OD X 1/4 OD RED.	EACH		
A42FE	1/2 OD X 3/8 OD RED.	EACH		25/800
A42IE	5/8 OD X 3/8 OD RED.	EACH		20
A42IF	5/8 OD X 1/2 OD RED.	EACH		20

**\* FLARE X FEMALE IP CONNECTORS**

A46CA	1/4 OD FL X 1/8 FIP	EACH		
A46CC	1/4 OD FL X 1/4 FIP	EACH		25
A46CE	1/4 OD FL X 3/8 FIP	EACH		
A46EA	3/8 OD FL X 1/8 FIP	EACH		25
A46EC	3/8 OD FL X 1/4 FIP	EACH		25
A46EE	3/8 OD FL X 3/8 FIP	EACH		25
A46EF	3/8 OD FL X 1/2 FIP	EACH		25
A46EK	3/8 OD FL X 3/4 FIP	EACH		15
A46FC	1/2 OD FL X 1/4 FIP	EACH		25
A46FE	1/2 OD FL X 3/8 FIP	EACH		20
A46FF	1/2 OD FL X 1/2 FIP	EACH		20/350
A46FK	1/2 OD FL X 3/4 FIP	EACH		15/275
A46IE	5/8 OD FL X 3/8 FIP	EACH		15
A46IF	5/8 OD FL X 1/2 FIP	EACH		15
A46IK	5/8 OD FL X 3/4 FIP	EACH		15
A46KK	3/4 OD FL X 3/4 FIP	EACH		
A46LK	7/8 OD FL X 3/4 FIP	EACH		

**\* FLARE X MALE IP CONNECTORS**

A48BA	3/16 OD FL X 1/8 MIP	EACH		25
A48CA	1/4 OD FL X 1/8 MIP	EACH		25
A48CC	1/4 OD FL X 1/4 MIP	EACH		25
A48CE	1/4 OD FL X 3/8 MIP	EACH		25
A48CF	1/4 OD FL X 1/2 MIP	EACH		25
A48DA	5/16 OD FL X 1/8 MIP	EACH		25
A48DC	5/16 OD FL X 1/4 MIP	EACH		
A48EA	3/8 OD FL X 1/8 MIP	EACH		25
A48EC	3/8 OD FL X 1/4 MIP	EACH		25
A48EE	3/8 OD FL X 3/8 MIP	EACH		25/300
A48EF	3/8 OD FL X 1/2 MIP	EACH		25/425
A48EK	3/8 OD FL X 3/4 MIP	EACH		15
A48FC	1/2 OD FL X 1/4 MIP	EACH		25
A48FE	1/2 OD FL X 3/8 MIP	EACH		25/350
A48FF	1/2 OD FL X 1/2 MIP	EACH		20/400
A48FK	1/2 OD FL X 3/4 MIP	EACH		15
A48IC	5/8 OD FL X 1/4 MIP	EACH		10
A48IE	5/8 OD FL X 3/8 MIP	EACH		15

**\* Not for Potable Water**

**\*Not for Potable Water**  
**FLARE FITTINGS**

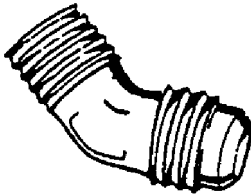


Flare x Extra Long  
Male IP Connector

**FORGED FLARE FITTINGS**



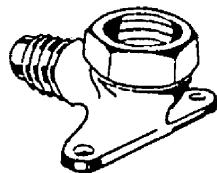
Flare x Male  
IP Elbow



Flare x Male  
IP 45° Elbow



Flare x Female  
IP Elbow



Flare x Female  
IP Drop Ear Elbow



NUMBER	DESCRIPTION	U/M	PRICE	PKG/ CASE
--------	-------------	-----	-------	--------------

**\* FLARE X MALE IP CONNECTORS**

A48IF	5/8 OD FL X 1/2 MIP	EACH		15
A48IK	5/8 OD FL X 3/4 MIP	EACH		15
A48KF	3/4 OD FL X 1/2 MIP	EACH		
A48KK	3/4 OD FL X 3/4 MIP	EACH		
A48LK	7/8 OD FL X 3/4 MIP	EACH		

**\* FLARE X EXTRA LONG MALE IP CONNECTORS**

L48EE	3/8 OD FL C 3/8 LONG MIP	EACH		25
L48EF	3/8 OD FL X 1/2 LONG MIP	EACH		25
L48EK	3/8 OD FL X 3/4 LONG MIP	EACH		10
L48FE	1/2 OD FL X 3/8 LONG MIP	EACH		20
L48FF	1/2 OD FL X 1/2 LONG MIP	EACH		20
L48FK	1/2 OD FL X 3/4 LONG MIP	EACH		15
L48IF	5/8 OD FL X 1/2 LONG MIP	EACH		15
L48IK	5/8 OD FL X 3/4 LONG MIP	EACH		10

**\* FLARE X MALE IP ELBOWS**

A49BA	3/16 OD X 1/8 MIP ELBOW	EACH		
A49CA	1/4 OD X 1/8 MIP ELBOW	EACH		
A49CC	1/4 OD X 1/4 MIP ELBOW	EACH		25
A49CE	1/4 OD X 3/8 MIP ELBOW	EACH		
A49CF	1/4 OD X 1/2 MIP ELBOW	EACH		25
A49EA	3/8 OD X 1/8 MIP ELBOW	EACH		
A49EC	3/8 OD X 1/4 MIP ELBOW	EACH		25
A49EE	3/8 OD X 3/8 MIP ELBOW	EACH		25
A49EF	3/8 OD X 1/2 MIP ELBOW	EACH		25
A49EK	3/8 OD X 3/4 MIP ELBOW	EACH		15
A49FE	1/2 OD X 3/8 MIP ELBOW	EACH		20
A49FF	1/2 OD X 1/2 MIP ELBOW	EACH		20
A49FK	1/2 OD X 3/4 MIP ELBOW	EACH		10
A49IE	5/8 OD X 3/8 MIP ELBOW	EACH		10
A49IF	5/8 OD X 1/2 MIP ELBOW	EACH		10
A49IK	5/8 OD X 3/4 MIP ELBOW	EACH		10
A49KK	3/4 OD X 3/4 MIP ELBOW	EACH		

**\* FLARE X MALE IP 45 ELBOWS**

A47EC	3/8 OD X 1/4 MIP 45 EL	EACH		20
-------	------------------------	------	--	----

**\* FLARE X FEMALE IP ELBOWS**

A50EC	3/8 OD X 1/4 FIP ELBOW	EACH		25
A54EE	3/8 OD X 3/8 FIP ELBOW	EACH		25
A54EF	3/8 OD X 1/2 FIP ELBOW	EACH		20
A54EK	3/8 OD X 3/4 FIP ELBOW	EACH		15
A54FE	1/2 OD X 3/8 FIP ELBOW	EACH		20
A54FF	1/2 OD X 1/2 FIP ELBOW	EACH		15
A54FK	1/2 OD X 3/4 FIP ELBOW	EACH		15
A54IE	5/8 OD X 3/8 FIP ELBOW	EACH		15
A54IF	5/8 OD X 1/2 FIP ELBOW	EACH		15
A54IK	5/8 OD X 3/4 FIP ELBOW	EACH		15

**\* FLARE X FEMALE IP DROP EAR ELBOWS**

A254EF	3/8ODX1/2FIP DROP EAR EL	EACH		
A254FF	1/2ODX1/2FIP DROP EAR EL	EACH		

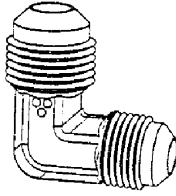
**\* Not for Potable Water**

\*Not for Potable Water

**FORGED FLARE FITTINGS**



Flare x Flare Elbow



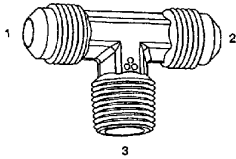
Flare x Flare Reducing Elbow



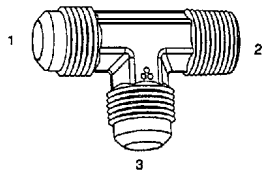
Flare Tee Tube Ends



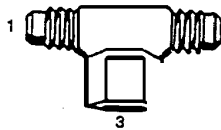
Reducing Tee Tube Ends



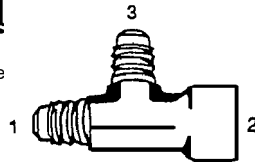
Forged Flare Tee MIP Branch



Forged Flare Tee MIP Run



Forged Flare Tee FIP Branch



Forged Flare Tee FIP Run



NUMBER

DESCRIPTION

U/M

PRICE

PKG/  
CASE

**\* FLARE X FLARE ELBOWS**

A55E	3/8 OD FLARE ELBOW	EACH	25
A55F	1/2 OD FLARE ELBOW	EACH	25
A55I	5/8 OD FLARE ELBOW	EACH	15

**\* FLARE X FLARE REDUCING ELBOWS**

A55FE	1/2 OD X 3/8 OD RED EL	EACH	25
A55IE	5/8 OD X 3/8 OD RED EL	EACH	20
A55IF	5/8 OD X 1/2 OD RED EL	EACH	15

**\* FLARE TEES – TUBE ENDS**

A44C	1/4 OD FLARE TEE	EACH	
A44E	3/8 OD FLARE TEE	EACH	25
A44F	1/2 OD FLARE TEE	EACH	15
A44I	5/8 OD FLARE TEE	EACH	10

**\* FLARE REDUCING TEES – TUBE ENDS**

A44EEC	3/8ODX3/8ODX1/4OD FL TEE	EACH	
A44EEF	3/8ODX3/8ODX1/2OD FL TEE	EACH	25
A44EEI	3/8ODX3/8ODX5/8OD FL T	EACH	20
A44FEE	1/2ODX3/8ODX3/8OD FL TEE	EACH	15
A44FEF	1/2ODX3/8ODX1/2OD FL TEE	EACH	15
A44FFE	1/2ODX1/2ODX3/8OD FL TEE	EACH	15
A44FFI	1/2ODX1/2ODX5/8OD FL TEE	EACH	15
A44IEE	5/8ODX3/8ODX3/8OD FL TEE	EACH	
A44IEI	5/8ODX3/8ODX5/8OD FL TEE	EACH	
A44IFF	5/8ODX1/2ODX1/2OD FL TEE	EACH	15
A44IFI	5/8ODX1/2ODX5/8OD FL TEE	EACH	15
A44IIE	T/8ODX5/8ODX3/8OD FL TEE	EACH	15
A44IIF	5/8ODX5/8ODX1/2OD FL TEE	EACH	15

**\* FORGED FLARE TEES – MIP BRANCH**

A45EEC	3/8ODX3/8ODX1/4MIP FL T	EACH	20
A45EEE	3/8ODX3/8ODX3/8MIP FL T	EACH	20
A45EEF	3/8ODX3/8ODX1/2MIP FL T	EACH	20
A45FFF	1/2ODX1/2ODX1/2MIP FL T	EACH	15
A45IIF	5/8ODX5/8ODX1/2MIP FL T	EACH	25

**\* FORGED FLARE TEES – MIP RUN**

A51EFE	3/8ODX1/2MIPX3/8OD FL T	EACH	
A51FFF	1/2ODX1/2MIPX1/2OD TEE	EACH	

**\* FORGED FLARE TEES – FIP BRANCH**

A52EEF	3/8ODX3/8ODX1/2FIP F TEE	EACH	
A52FFF	1/2ODX1/2ODX1/2FIP F TEE	EACH	

**\* FORGED FLARE TEES – FIP RUN**

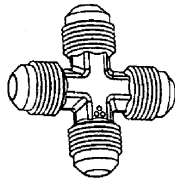
A53EFE	3/8ODX1/2FIPX3/8OD F TEE	EACH	
A53EFF	3/8ODX1/2FIPX1/2OD FL T	EACH	

\* Not for Potable Water




\*Not for Potable Water

## FORGED FLARE FITTINGS



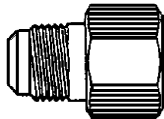
Flare Cross  
Tube Ends



Flare Cross  
FIP



Forged Flare  
Swivel Nut Connector



Flare Female x Male  
Connector



BH42FF



BH46FF

Flare Bulkhead Unions



Flare Bonnet

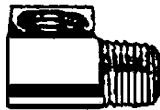


Flare Gasket

## INVERTED FLARE FITTINGS



Inverted Flare Nut



Inverted Flare  
Male Elbow



Inverted Flare  
Male Connector



NUMBER

DESCRIPTION

U/M

PRICE

PKG/  
CASE

### \* FLARE CROSSES – TUBE ENDS

AC1E	3/8 OD FLARE CROSS	EACH	
AC1EEEF	3/8X3/8X3/8X1/2 OD CROSS	EACH	
AC1F	1/2 OD FLARE CROSS	EACH	
AC1I	5/8 OD FLARE CROSS	EACH	

### \* FLARE CROSSES – FIP

AC4EEEF	3/8X3/8X3/8X1/2 OD CROSS	EACH	
---------	--------------------------	------	--

### \* FORGED FLARE SWIVEL NUT CONNECTIONS

AUS4C	1/4 OD SWIVEL NUT	EACH	
AUS4E	3/8 OD SWIVEL NUT	EACH	25/350
AUS4EC	3/8 X 1/4 OD SWIVEL NUT	EACH	
AUS4F	1/2 OD SWIVEL NUT	EACH	15/200
AUS4FE	1/2 X 3/8 OD SWIVEL NUT	EACH	20
AUS4I	5/8 OD SWIVEL NUT	EACH	10
AUS4IF	5/8 X 1/2 OD SWIVEL NUT	EACH	15
AUS4K	3/4 OD X SWIVEL NUT	EACH	

### \* FLARE FEMALE X MALE CONNECTORS

AUR3EF	3/8 FM FL X 1/2 M FL	EACH	
--------	----------------------	------	--

### \* FLARE BULKHEAD UNIONS

BH42FF	1/2OD FL UNION BULK-HEAD	EACH	
BH46FF	1/2FL X 1/2FIP BULK-HEAD	EACH	
G4102	ZINC PLTD STL JAMNUT	EACH	

### \* FLARE BONNETS

AB1C	1/4 OD FLARE BONNET	EACH	100
AB1E	3/8 OD FLARE BONNET	EACH	100
AB1F	1/2 OD FLARE BONNET	EACH	100
AB1I	5/8 OD FLARE BONNET	EACH	50

### \* FLARE GASKETS

AB2C	1/4 OD FLARE GASKET	EACH	100
AB2E	3/8 OD FLARE GASKET	EACH	100
AB2F	1/2 OD FLARE GASKET	EACH	100

### \* INVERTED FLARE NUTS

AS21C	1/4 INVERTED FLARE NUT	EACH	
AS21D	5/16 INVERTED FLARE NUT	EACH	50

### \* INVERTED FLARE MALE ELBOWS

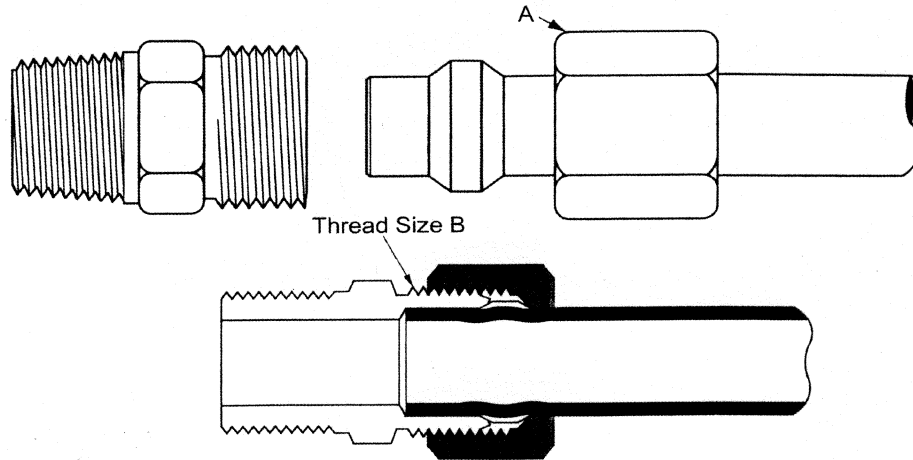
AS22CC	1/4X1/4 INV FLARE MA EL	EACH	10
--------	-------------------------	------	----

### \* INVERTED FLARE MALE CONNECTORS

AS42CC	1/4X1/4 INV FL MA CONN	EACH	25
--------	------------------------	------	----

\* Not for Potable Water

**Compression Fittings**



<b>Tube O.D.</b>	1/8	3/16	1/4	5/16	3/8	7/16	1/2	5/8	3/4	1
<b>Thread Size-B</b>	5/16-24	3/8-24	7/16-24	1/2-24	9/16-24	5/8-24	11/16-20	13/16-18	1-18	1-1/4-18

**•Typical Application**

Instrumentation, hydraulic and pneumatic systems.

**•Pressure**

Working pressure up to 2000 PSI with a 4:1 safety factor depending on tube size. When using plastic tubing, use the working pressure for type used.

**•Vibration**

Fair resistance - use long nut when greater vibration resistance is needed.

**•Temperature Range**

-65°F to +250°F (-53°C to +121°C) range at maximum operating pressures. (Refer to tubing temperature range.)

**•Material**

CA360 Brass for barstock fitting.  
CA377 Brass for forged fittings.

**•Used With**

Aluminum, copper, brass and plastic tubing. Plastic tubing requires insert. Not recommended for steel tubing.

**•Conformance**


Meets specifications and standards of ASA, ASME and SAE.

**•Assembly Instructions**

- 1- Cut tubing to desired length.
- 2- Slide nut and then sleeve on tube. Threaded end "A" of nut must face toward fitting.
- 3- Insert tubing into fitting body. Be sure tubing is bottomed on fitting shoulder.
- 4- Lubricate threads and assemble nut to fitting body.
- 5- Tighten nut hand tight. From that point, tighten with a wrench the number of turns indicated in the chart below.

Tube Size	Additional Turns From Hand Tight
1/8" thru 1/4"	1-1/4
5/16"	1-3/4
3/8" thru 1"	2-1/4

*Actual Profile of Compression Threads*



## BRASS COMPRESSION FITTINGS



Compression Sleeve

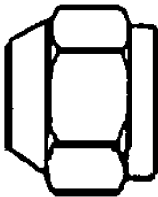
**NOTE:  
CHROME PLATED  
COMPRESSION FITTINGS  
SHOWN ON PAGE J14**



Compression Nut



Compression Plug



Compression Cap



Compression Union



Compression Reducing Union



NUMBER	DESCRIPTION	U/M	PRICE	PKG/ CASE
--------	-------------	-----	-------	--------------

### BRASS COMPRESSION SLEEVES

A60A	1/8 OD COMP SLEEVE	EACH		
A60B	3/16 OD COMP SLEEVE	EACH		
A60C	1/4 OD COMP SLEEVE	EACH		100
A60D	5/16 OD COMP SLEEVE	EACH		
A60E	3/8 OD COMP SLEEVE	EACH		100
A60F	1/2 OD COMP SLEEVE	EACH		100
A60I	5/8 OD COMP SLEEVE	EACH		50
A60K	3/4 OD COMP SLEEVE	EACH		
A60L	7/8 COMP SLEEVE	EACH		

### COMPRESSION NUTS

A61A	1/8 OD COMP NUT	EACH		
A61B	3/16 OD COMP NUT	EACH		
A61C	1/4 OD COMP NUT	EACH		100
A61D	5/16 OD COMP NUT	EACH		
A61E	3/8 OD COMP NUT	EACH		50
A61F	1/2 OD COMP NUT	EACH		50
A61I	5/8 OD COMP NUT	EACH		
A61K	3/4 OD COMP NUT	EACH		
A61L	7/8 OD COMP NUT	EACH		

### COMPRESSION PLUGS

ACSP-C	1/4 OD COMP PLUG	EACH		
ACSP-E	3/8 OD COMP PLUG	EACH		
ACSP-F	1/2 OD COMP PLUG	EACH		
ACSP-I	5/8 OD COMP PLUG	EACH		

### COMPRESSION CAPS

N5CT-4	1/4" COMP. CAP	EACH		25
N5CT-6	3/8" COMP. CAP	EACH		25

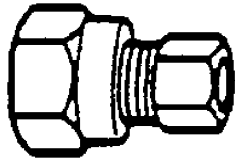
### COMPRESSION UNIONS

A62C	1/4 OD COMP UNION	EACH		
A62D	5/16 OD COMP UNION	EACH		
A62E	3/8 OD COMP UNION	EACH		
A62F	1/2 OD COMP UNION	EACH		
A62I	5/8 OD COMP UNION	EACH		
A62L	7/8 OD COMP UNION	EACH		


### COMPRESSION REDUCING UNIONS

A62EC	3/8 OD X 1/4 OD RED UN	EACH		
A62FE	1/2 OD X 3/8 OD RED UN	EACH		
A62IE	5/8 OD X 3/8 OD RED UN	EACH		
A62IF	5/8 OD X 1/2 OD RED UN	EACH		

## BRASS COMPRESSION FITTINGS



Compression x Female Connector



Compression x Male Connector



Compression Elbow

NUMBER	DESCRIPTION	U/M	PRICE	PKG/ CASE
--------	-------------	-----	-------	--------------

### COMPRESSION X FEMALE CONNECTORS

<b>A66CA</b>	1/4 OD X 1/8 FIP CONN	EACH		
<b>A66CC</b>	1/4 OD X 1/4 FIP CONN	EACH		
<b>A66EC</b>	3/8 OD X 1/4 FIP CONN	EACH		
<b>A66EE</b>	3/8 OD X 3/8 FIP CONN	EACH		
<b>A66EF</b>	3/8 OD X 1/2 FIP CONN	EACH		
<b>A66FE</b>	1/2 OD X 3/8 FIP CONN	EACH		
<b>A66FF</b>	1/2 OD X 1/2 FIP CONN	EACH		
<b>A66IE</b>	5/8 OD X 3/8 FIP CONN	EACH		
<b>A66IF</b>	5/8 OD X 1/2 FIP CONN	EACH		
<b>A66IK</b>	5/8 OD X 3/4 FIP CONN	EACH		
<b>A66LK</b>	7/8 OD X 3/4 FIP CONN	EACH		

### COMPRESSION X MALE CONNECTORS

<b>A68CA</b>	1/4 OD X 1/8 MIP CONN	EACH		
<b>A68CC</b>	1/4 OD X 1/4 MIP CONN	EACH		
<b>A68CE</b>	1/4 OD X 3/8 MIP CONN	EACH		
<b>A68CF</b>	1/4 OD X 1/2 MIP CONN	EACH		
<b>A68EC</b>	3/8 OD X 1/4 MIP CONN	EACH		
<b>A68EE</b>	3/8 OD X 3/8 MIP CONN	EACH		
<b>A68EF</b>	3/8 OD X 1/2 MIP CONN	EACH		
<b>A68EK</b>	3/8 OC X 3/4 MIP CONN	EACH		
<b>A68FE</b>	1/2 OD X 3/8 MIP CONN	EACH		
<b>A68FF</b>	1/2 OD X 1/2 MIP CONN	EACH		
<b>A68FK</b>	1/2 OD X 3/4 MIP CONN	EACH		
<b>A68IF</b>	5/8 OD X 1/2 MIP CONN	EACH		
<b>A68IK</b>	5/8 OD X 3/4 MIP CONN	EACH		
<b>A68LK</b>	7/8 OD X 3/4 MIP CONN	EACH		
<b>A68LM</b>	7/8 OD X 1 MIP CONN	EACH		

### COMPRESSION ELBOWS

<b>A65C</b>	1/4 OD COMP ELBOW	EACH		
<b>A65E</b>	3/8 OD COMP ELBOW	EACH		
<b>A65F</b>	1/2 OD COMP ELBOW	EACH		
<b>A65I</b>	5/8 OD COMP ELBOW	EACH		
<b>A65L</b>	7/8 OD COMP ELBOW	EACH		

## BRASS COMPRESSION FITTINGS

\*Not for Potable Water



Compression x Male Elbow



Compression x Female Elbow



Compression Tee

NUMBER

DESCRIPTION

U/M

PRICE

PKG/  
CASE

### COMPRESSION X MALE ELBOWS

<b>A69CA</b>	1/4 OD X 1/8 MIP EL	EACH
<b>A69CC</b>	1/4 OD X 1/4 MIP EL	EACH
<b>A69CE</b>	1/4 OD X 3/8 MIP EL	EACH
<b>A69EC</b>	3/8 OD X 1/4 MIP ELW	EACH
<b>A69EE</b>	3/8 OD X 3/8 MIP EL	EACH
<b>A69EF</b>	3/8 OD X 1/2 MIP EL	EACH
<b>A69FE</b>	1/2 OD X 3/8 MIP EL	EACH
<b>A69FF</b>	1/2 OD X 1/2 MIP EL	EACH
<b>A69IF</b>	5/8 OD X 1/2 MIP EL	EACH
<b>A69IK</b>	5/8 OD X 3/4 MIP EL	EACH

### COMPRESSION X FEMALE ELBOWS

<b>A70EF</b>	3/8 OD X 1/2 FIP EL	EACH
--------------	---------------------	------

### COMPRESSION TEES

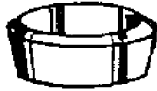
<b>A64C</b>	1/4 OD COMP TEE	EACH
<b>A64E</b>	3/8 OD COMP TEE	EACH
<b>A64EEC</b>	3/8X3/8X1/4 OD COMP TEE	EACH
<b>A64F</b>	1/2 OD COMP TEE	EACH
<b>A64I</b>	5/8 OD COMP TEE	EACH

\* Not for Potable Water

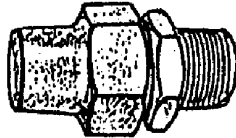
## FITTINGS



Brass Insert Stiffener



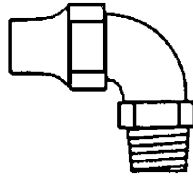
Plastic Compression Ferrule



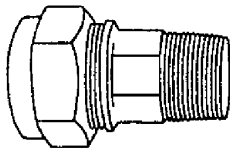
A4753



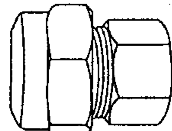
A4758



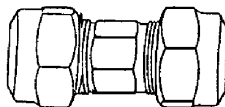
A4779M



A4753T



A4754T



A4758T



NUMBER

DESCRIPTION

U/M

PRICE

PKG/  
CASE

### BRASS INSERT STIFFENERS

A63PT-1/4	1/4 OD TUBE SIZE	EACH	100
A63PT-3/8	3/8 OD TUBE SIZE	EACH	100
A63PT-1/2	1/2 OD TUBE SIZE	EACH	100

### PLASTIC COMPRESSION FERRULES

ALBF-0	1/4 OD FERRULE	EACH	100
ALBF-1	3/8 OD FERRULE	EACH	100
ALBF-2	1/2 OD FERRULE	EACH	100
ALBF-3	5/8 OD FERRULE	EACH	100

### AYM COPPER FLARE X MIP ADAPTERS

A4753-K	3/4 FL X MIP ADAPT	EACH	50
A4753-M	1 FL X MIP ADAPT	EACH	25
A4753-Q	1 1/4 FL X MIP ADPT	EACH	15
A4753-R	1 1/2 FL X MIP ADPT	EACH	12
A4753-S	2 FL X MIP ADPT	EACH	6

### AYM COPPER FLARE UNIONS

A4758-K	3/4 FL X FL UNION	EACH	25
A4758-M	1 FL X FL UNION	EACH	25
A4758-Q	1 1/4 FL X FL UNION	EACH	10
A4758-R	1 1/2 FL X FL UNION	EACH	6
A4758-S	2 FL X FL UNION	EACH	4

### AYM COPPER FLARE X MIP ELBOWS

A4779M-K	3/4 FL X MIP 90 ELBOW	EACH	25
A4779M-M	1 FL X MIP 90 ELBOW	EACH	25

### AYM "TIGHTEN TO STOP" SERIES COMPRESSION X MIP ADAPTERS

A4753T-K	3/4 COMP X MIP ADPT	EACH	50
A4753T-M	1 COMP X MIP ADPT	EACH	25
A4753T-Q	1 1/4 COMP X MIP ADPT	EACH	15
A4753T-R	1 1/2 COMP X MIP ADPT	EACH	10
A4753T-S	2 COMP X MIP ADPT	EACH	5

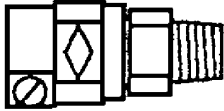
### AYM "TIGHTEN TO STOP" SERIES COMPRESSION X FIP ADAPTERS

A4754T-K	3/4 COMP X FIP ADAPT	EACH	25
A4754T-M	1 COMP X FIP ADAPT	EACH	25

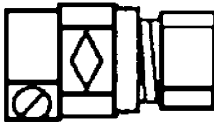
### AYM "TIGHTEN TO STOP" SERIES COMPRESSION UNIONS

A4758T-K	3/4 COMP X COMP UNION	EACH	25
A4758T-M	1 COMP X COMP UNION	EACH	25
A4758T-Q	1 1/4 COMP X COMP UNION	EACH	10
A4758T-R	1 1/2 COMP X COMP UNION	EACH	10
A4758T-S	2 COMP X COMP UNION	EACH	10

## FITTINGS



A4753-22




A4754-22



4779M-22-K



A4758-22



6133T

NUMBER

DESCRIPTION

U/M PRICE

PKG/  
CASE

### AYM MAC-PAK COMP X MIP ADAPTERS

A4753-22-K	3/4COMP X 3/4MIP MAC-PAK	EACH	50
A4753-22-M	1 COMP X 1 MIP MAC-PAK	EACH	25
A4753-22-MK	1 COMP X 3/4 MIP MAC-PAK	EACH	25
A4753-22-Q	1 1/4 COMP X 1 1/4 MIP M-P	EACH	15
A4753-22-QM	1 1/4 COMP X 1 MIP MAC-PK	EACH	15
A4753-22-RM	1 1/2 COMP X 1 MIP MAC-PK	EACH	15
A4753-22-R	1 1/2 COMP X 1 1/2 MIP M-P	EACH	10
A4753-22-S	2 COMP X 2 MIP MAC-PAK	EACH	10

### AYM MAC-PAK COMP X FIP ADAPTERS

A4754-22-K	3/4COMP X 3/4FIP MAC-PAK	EACH	50
A4754-22-M	1 COMP X 1 FIP MAC-PAK	EACH	25

### MAC-PAK TUBE ADAPTERS

4779M-22-K	3/4 COMP X 3/4 MIP 90° EL	EACH	25
4779M-22-M	1 COMP X 1 MIP 90° EL	EACH	25

### AYM MAC-PAK COMP X 3-PART UNIONS

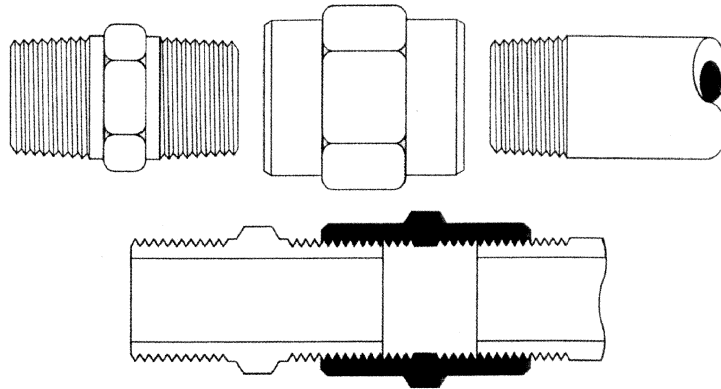
A4758-22-K	3/4 COMP UNION MAC-PAK	EACH	25
A4758-22-KM	3/4 X 1 COMP UNION MAC-P	EACH	25
A4758-22-M	1 COMP UNION MAC-PAK	EACH	25
A4758-22-Q	1 1/4 COMP UNION MAC-PAK	EACH	10
A4758-22-QM	1 1/4 X 1 COMP UNION M-P	EACH	15
A4758-22-R	1 1/2 COMP UNION MAC PAK	EACH	10

### AYM S.S. INSERT STIFFENERS – PE TUBE

6133T-K	3/4" S.S. STIFFNER	EACH	1
6133T-M	1" S.S.STIFFNER FOR	EACH	1
6133T-Q	1 1/4 S.S.STIFFNER	EACH	1
6133T-R	1 1/2" S.S.STIFFNER	EACH	1
6133T-S	2" S.S.STIFFNER	EACH	1

# Brass Fittings

## Pipe



<b>Pipe Size</b>	<b>1/16</b>	<b>1/8</b>	<b>1/4</b>	<b>3/8</b>	<b>1/2</b>	<b>3/4</b>	<b>1</b>
<b>Thread Size</b>	<b>1/16-27</b>	<b>1/8-27</b>	<b>1/4-18</b>	<b>3/8-18</b>	<b>1/2-14</b>	<b>3/4-14</b>	<b>1-11<sup>1/2</sup></b>
<b>Working Pressure</b>	<b>1200</b>	<b>1200</b>	<b>1200</b>	<b>1200</b>	<b>1200</b>	<b>1000</b>	<b>1000</b>

**•Typical Application**

Grease, fuels, LP and Natural gas (available on special order), refrigeration, instrumentation and hydraulic systems.

**•Used With**

Brass, bronze, copper, steel, aluminum and iron pipe

**•Pressure**

Operating pressure up to 1200 PSI.

**•Conformance**

Meets specifications and standards of ASA, ASME and SAE.

**•Vibration**

Fair resistance.

**•“L” at the end of a Part# means**

**Light Pattern** - these fittings are completely interchangeable with full pattern fittings, but have been modified in some way. This modification is usually in the length of the pipe threads. Used in plumbing and light industrial applications.

**•Temperature Range**

-65°F to +250°F (-53°C to +121°C).

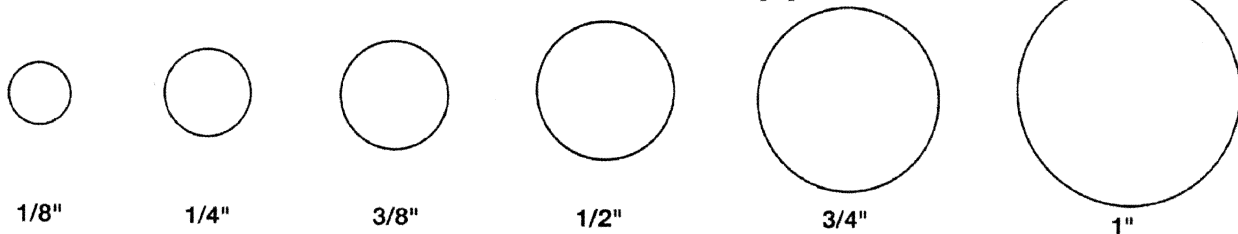
**•Assembly Instructions**

1- Tighten approximately 2-1/2 turns


**•Material**

CA360 Brass for barstock fittings  
CA377 Brass for forged fittings

**Actual outside diameters of pipe threads**



**Actual Male Thread Profiles**

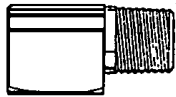




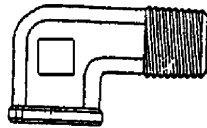
\*Not for Potable Water



90° Elbow



90° Street Elbow



90° Street Elbow  
Forged




45° Elbow



45° Street Elbow



90° Street Elbow



Tee

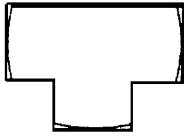


NUMBER	DESCRIPTION	U/M	PRICE	PKG/ CASE
<b>CAST BRASS 90 ELBOWS</b>				
AB100A	1/8 FIP 90 ELBOW	EACH		
AB100C	1/4 FIP 90 ELBOW	EACH		
AB100E	3/8 FIP 90 ELBOW	EACH		
AB100F	1/2 FIP 90 ELBOW	EACH		30
AB100K	3/4 FIP 90 ELBOW	EACH		30
AB100M	1 FIP 90 ELBOW	EACH		25
AB100Q	1 1/4 FIP 90 ELBOW	EACH		20
AB100R	1 1/2 FIP 90 ELBOW	EACH		25
AB100S	2 FIP 90 ELBOW	EACH		15
<b>CAST BRASS 90 REDUCING ELBOWS</b>				
AB100KF	3/4 X 1/2 90 ELBOW	EACH		30
AB100MF	1 X 1/2 90 ELBOW	EACH		30
AB100MK	1 X 3/4 90 ELBOW	EACH		30
<b>BRASS 90 STREET ELBOWS</b>				
AB116A	1/8 90 ST ELBOW-EXTR.*	EACH		
AB116C	1/4 90 ST ELBOW-EXTR.*	EACH		25
AB116E	3/8 90 ST EL-EXTR.*	EACH		
AF116C	1/4 FORGED 90 ST. ELBOW*	EACH		25
AF116E	3/8 FORGED 90 ST ELBOW*	EACH		
AB116F	1/2 90 ST EL-FORGED*	EACH		
AB116F-C	1/2 90 ST EL-CAST	EACH		25
AB116K	3/4 90 ST EL-FORGED*	EACH		
AB116K-C	3/4 90 ST EL-CAST	EACH		25
AB116M	1 90 ST EL-CAST	EACH		25
<b>BRASS 45 ELBOWS – CAST</b>				
AB125E	3/8 FIP 45 ELBOW-CAST	EACH		
AB125F	1/2 FIP 45 ELBOW-CAST	EACH		30
AB125K	3/4 FIP 45 ELBOW-CAST	EACH		30
AB125M	1 FIP 45 ELBOW-CAST	EACH		25
<b>BRASS 45 STREET ELBOWS</b>				
AB124A	1/8 IPS 45 ST EL-EXTR.*	EACH		
AB124C	1/4 IPS 45 ST EL-EXTR.*	EACH		
AB124E	3/8 IPS 45 ST EL-EXTR.*	EACH		
AB124F	1/2 IPS 45 ST EL-CAST	EACH		30
AB124K	3/4 IPS 45 ST EL-CAST	EACH		30
<b>BRASS 90 STREET ELBOWS</b>				
AF100A	1/8 FIP 90 ELBOW - FORGED	EACH		1100
AF100C	1/4 FIP 90 ELBOW - FORGED	EACH		400
AF100E	3/8 FIP 90 ELBOW - FORGED	EACH		300
AF100F	1/2 FIP 90 ELBOW - FORGED	EACH		30
<b>BRASS TEES</b>				
AB101A	1/8 FIP TEE-FORGED*	EACH		25
AB101C	1/4 FIP TEE-FORGED*	EACH		15
AB101E	3/8 FIP TEE-EXTR.*	EACH		
AB101F	1/2 FIP TEE-CAST	EACH		40
AB101K	3/4 FIP TEE-CAST	EACH		25
AB101M	1 FIP TEE-CAST	EACH		15
AB101Q	1 1/4 FIP TEE-CAST	EACH		25
AB101R	1 1/2 FIP TEE-CAST	EACH		20
AB101S	2 FIP TEE-CAST	EACH		12


\*Not for Potable Water

\*Not for Potable Water

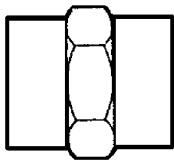
**BRASS FITTINGS**




Extruded Tee



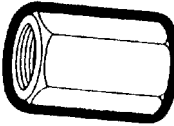
Cross



1/8" Thru 1/2"



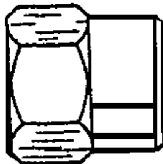
1" Thru 2"




AB103K



AB103A-E



Reducing Coupling



Reducing Coupling  
Cast

NUMBER	DESCRIPTION	U/M	PRICE	PKG/ CASE
--------	-------------	-----	-------	--------------

**\*BRASS STREET TEES – EXTRUDED**

AB105A	1/8 IPS ST TEE-FORGED	EACH		
AB105C	1/4 IPS ST TEE-EXTR.	EACH		

**\*BRASS BRANCH TEES**

AB106C	1/4 MALE BR TEE-FORGED	EACH		
--------	------------------------	------	--	--

**BRASS CROSSES**

AB102C	1/4 FIP CROSS-FORGED*	EACH		15
AB102E	3/8 FIP CROSS-CAST	EACH		
AB102F	1/2 FIP CROSS-CAST	EACH		
AB102K	3/4 FIP CROSS-CAST	EACH		
AB102M	1 FIP CROSS-CAST	EACH		

**BRASS COUPLINGS**

AB103A	1/8 FIP CPLG-CAST	EACH		
AB103C	1/4 FIP CPLG-CAST	EACH		25
AB103E	3/8 FIP CPLG-CAST	EACH		
AB103F-C	1/2 FIP CPLG-CAST	EACH		
AB103K-C	3/4 FIP CPLG-CAST	EACH		
AB103M	1 FIP CPLG-CAST	EACH		30
AB103Q	1 1/4 FIP CPLG-CAST	EACH		
AB103R	1 1/2 FIP CPLG-CAST	EACH		
AB103S	2 FIP CPLG-CAST	EACH		

**BRASS COUPLINGS**

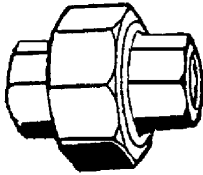
AB103A-E	1/8" BRASS COUPLING - EXTRUDED	EACH		200
AB103C-E	1/4" BRASS COUPLING - EXTRUDED	EACH		1100
AB103E-E	3/8" BRASS COUPLING - EXTRUDED	EACH		550
AB103F-E	1/2" BRASS COUPLING - EXTRUDED	EACH		550
AB103K-E	3/4" BRASS COUPLING - EXTRUDED	EACH		250

**BRASS REDUCING COUPLINGS**

AB119CA	1/4 X 1/8 FIP CPLG-CAST	EACH		
AB119EA	3/8 X 1/8 FIP CPLG-CAST	EACH		
AB119EC	3/8 X 1/4 FIP CPLG-CAST	EACH		
AB119FC	1/2 X 1/4 FIP CPLG-CAST	EACH		
AB119FE	1/2 X 3/8 FIP CPLG-CAST	EACH		10
AB119KF	3/4 X 1/2 FIP CPLG-CAST	EACH		35
AB119MK	1 X 3/4 FIP CPLG-CAST	EACH		30
AB119QK	1 1/4 X 3/4 FIP CPLG-CAST	EACH		
AB119QM	1 1/4 X 1 FIP CPLG-CAST	EACH		
AB119RM	1 1/2 X 1 FIP CPLG-CAST	EACH		
AB119RQ	1 1/2 X 1 1/4 FIP CPLG-CAST	EACH		
AB119SM	2 X 1 FIP CPLG- CAST	EACH		30
AB119SR	2 X 1 1/2 FIP CPLG-CAST	EACH		30



**\*Not for Potable Water**  
**BRASS FITTINGS**



Union



Male x Female Adapter



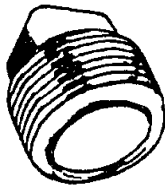
Cap



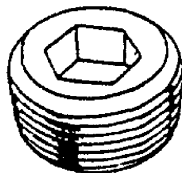
Hose Cap Extruded



AB109A-E



Sq. Head Plug



Countersink Plug



NUMBER	DESCRIPTION	U/M	PRICE	PKG/ CASE
--------	-------------	-----	-------	--------------

**BRASS UNIONS – CAST**

AB104C	1/4 FIP UNION-CAST	EACH		
AB104E	3/8 FIP UNION-CAST	EACH		
AB104F	1/2 FIP UNION-CAST	EACH		
AB104K	3/4 FIP UNION-CAST	EACH		
AB104M	1 FIP UNION-CAST	EACH		
AB104Q	1 1/4 FIP UNION-CAST	EACH		

**\* Not for Potable Water**

**\* BRASS MALE X FEMALE ADAPTERS**

AB120AA	1/8 FIP X 1/8 MIP ADPTR	EACH		
AB120CA	1/4 FIP X 1/8 MIP ADPTR	EACH		25
AB120CC	1/4 FIP X 1/4 MIP ADPTR	EACH		25
AB120EC	3/8 FIP X 1/4 MIP ADPTR	EACH		
AB120EE	3/8 FIP X 3/8 MIP ADPTR	EACH		
AB120FE	1/2 FIP X 3/8 MIP ADPTR	EACH		10
AB120FF	1/2 FIP X 1/2 MIP ADPTR	EACH		

**CAST BRASS CAPS**

AB108A	1/8 FIP CAP	EACH		25
AB108C	1/4 FIP CAP	EACH		
AB108E	3/8 FIP CAP	EACH		
AB108F	1/2 FIP CAP	EACH		40
AB108K	3/4 FIP CAP	EACH		25
AB108M	1 FIP CAP	EACH		35
AB108Q	1 1/4 FIP CAP	EACH		
AB108R	1 1/2 FIP CAP	EACH		
AB108S	2 FIP CAP	EACH		

**BRASS HOSE CAPS EXTRUDED**

AB108A-E	1/8" BRASS CAP EXTRUDED	EACH		50
AB108C-E	1/4" BRASS CAP EXTRUDED	EACH		200

**CAST BRASS SQ HEAD PLUGS**

AB109A	1/8 MIP SQ HD SOLID	EACH		
AB109C	1/4 MIP SQ HD SOLID	EACH		
AB109E	3/8 MIP SQ HD SOLID	EACH		
AB109F	1/2 MIP SQ HD PLUG	EACH		
AB109K	3/4 MIP SQ HD PLUG	EACH		
AB109M	1 MIP SQ HD PLUG	EACH		25
AB109Q	1 1/4 MIP SQ HD PLUG	EACH		10
AB109R	1 1/2 MIP SQ HD PLUG	EACH		
AB109S	2 MIP SQ HD PLUG	EACH		

**SQUARE HD BRASS PLUG**

AB109A-E	1/8" MIP SQUARE HD BRASS PLUG - SOLID	EACH		200
AB109C-E	1/4" MIP SQUARE HD BRASS PLUG - SOLID	EACH		200
AB109E-E	3/8" MIP SQUARE HD BRASS PLUG - SOLID	EACH		100

**\* HEX COUNTERSINK PLUGS**

AB130A	1/8 MIP C'SUNK PLUG-EXTR	EACH		
AB130C	1/4 MIP C'SUNK PLUG-EXTR	EACH		
AB130E	3/8 MIP C'SUNK PLUG EXTR	EACH		
AB130F	1/2 MIP C'SUNK PLUG	EACH		
AB130K	3/4 MIP C'SUNK PLUG-EXTR	EACH		

**\*Not for Potable Water**  
**BRASS FITTINGS**



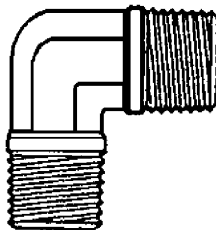
Hex Head Plug



Hex Bushing




Brass Bushing Extruded



Forged 90°  
Male Elbow



Locknut



Anchor Coupling



NUMBER	DESCRIPTION	U/M	PRICE	PKG/ CASE
--------	-------------	-----	-------	--------------

**\*BRASS HEX HEAD PLUGS**

AB121A	1/8 MIP HX-HEAD PLUG-EXT	EACH		
AB121C	1/4 MIP HX-HEAD PLUG-EXT	EACH		
AB121E	3/8 MIP HX-HEAD PLUG-EXT	EACH		
AB121F	1/2 MIP HX-HEAD PLUG-EXT	EACH		
AB121K	3/4 MIP HX-HEAD PLUG-EXT	EACH		

**\* Not for Potable Water**

**BRASS HEX BUSHINGS**

AB110FC	1/2 X 1/4 HX BUSHING-CAST	EACH		
AB110FE	1/2 X 3/8 HX BUSHING-CAST	EACH		
AB110KC	3/4 X 1/4 HX BUSHING-CAST	EACH		
AB110KE	3/4 X 3/8 HX BUSHING-CAST	EACH		
AB110KF	3/4 X 1/2 HX BUSHING-CAST	EACH		
AB110MF	1 X 1/2 HEX BUSHING-CAST	EACH		
AB110MK	1 X 3/4 HEX BUSHING-CAST	EACH		
AB110QF	1 1/4 X 1/2 HX BUSH-CAST	EACH		
AB110QK	1 1/4 X 3/4 HX BUSH-CAST	EACH		
AB110QM	1 1/4 X 1 HX BUSHING-CST	EACH		
AB110RK	1 1/2 X 3/4 HX BUSH-CAST	EACH		
AB110RM	1 1/2 X 1 HX BUSHING-CST	EACH		
AB110RQ	1 1/2 X 1 1/4 HX BUS-CST	EACH		
AB110SM	2 X 1 HEX BUSHING-CAST	EACH		
AB110SQ	2 X 1 1/4 HX BUSH-CAST	EACH		
AB110SR	2 X 1 1/2 HEX BUSH-CAST	EACH		

**BRASS BUSHINGS**

AB110CA	1/4 X 1/8 HX BUSHING-EXT*	EACH		
AB110EA	3/8 X 1/8 HX BUSHING-EXT*	EACH		
AB110EC	3/8 X 1/4 HX BUSHING-EXT*	EACH		
AB110FA	1/2 X 1/8 HX BUSHING-EXT*	EACH		
AB110FC-E	1/2 X 1/4 BRASS BUSHING - EXTRUDED	EACH		
AB110FE-E	1/2 X 3/8 BRASS BUSHING - EXTRUDED	EACH		
AB110KC-E	3/4 X 1/4 BRASS BUSHING - EXTRUDED	EACH		
AB110KE-E	3/4 X 3/8 BRASS BUSHING - EXTRUDED	EACH		
AB110KF-E	3/4 X 1/2 BRASS BUSHING - EXTRUDED	EACH		

**BRASS LOCKNUTS**

AB111A	1/8 FIP LOCKNUT-EXTR.	EACH		
AB111C	1/4 FIP LOCKNUT-EXTR.	EACH		
AB111E	3/8 FIP LOCKNUT-EXTR.	EACH		
AB111K	3/4 FIP LOCKNUT-CAST	EACH		

**\* FORGED BRASS 90 MALE ELBOWS**

LE5-44	1/4 MIP 90 ELBOW-FORGED	EACH		700
E5-86	1/2 X 3/8 MIP 90 EL-FORG	EACH		300
E5-88	1/2 MIP 90 ELBOW-FORGED	EACH		

**\* BRASS ANCHOR CONNECTIONS**

207ACBHS-4	1/4 ANCHOR COUPLING	EACH		210
------------	---------------------	------	--	-----

**\* Not for Potable Water**

We hereby certify that to the best of our knowledge and belief the CDA 230 alloy Red Brass Pipe from which our nipples are produced meet the requirements of ASTM Specifications B43-91 and is free of mercury contamination. The chemical analysis is 85% copper, 15% Zinc and conforms to Federal Specifications WWN-35LA.

Our brass nipples meet ASTM B687-88 and MS51846 for standard brass and copper nipples, and MS51872 for extra heavy brass nipples and extra heavy copper nipples.

Threads: Nipples are threaded with American Standard taper pipe threads (NPT) in accordance with screw-thread standard for Federal Services Handbook H-28.

**SCHEDULE 40 RED BRASS 85%  
Pipe With Threaded Ends Specifications:**

Pipe Size in Inches	Dimension in Inches		
	O.D.	I.D.	Wall Thickness
1/8"	.405	.281	.062
1/4"	.540	.376	.082
3/8"	.675	.495	.090
1/2"	.840	.626	.107
3/4"	1.050	.822	.114
1"	1.315	1.063	.126
1-1/4"	1.660	1.368	.146
1-1/2"	1.900	1.600	.150
2"	2.375	2.063	.156
2-1/2"	2.875	2.501	.187
3"	3.500	3.062	.219
3-1/2"	4.000	3.500	.250
4"	4.500	4.000	.250
4-1/2"	5.000	4.500	.250
5"	5.563	5.063	.250
6"	6.625	6.125	.250

Standard Size (Inches)	Allowable Pressure POUNDS PER SQUARE INCH			
	@ 100° F	@ 200° F	@ 300° F	@ 400° F
1/8"	370	370	320	140
1/4"	870	870	760	330
3/8"	890	890	780	340
1/2"	900	900	790	340
3/4"	810	810	710	310
1"	630	630	560	240
1-1/4"	690	690	610	260
1-1/2"	630	630	560	240
2"	540	540	480	210
2-1/2"	450	450	390	170
3"	510	510	450	190
3-1/2"	570	570	500	220
4"	510	510	440	190
5"	410	410	360	160
6"	340	340	300	130

**Nipple Weight Chart**

Diameter	Length of Close	Close	1-1/2"	2"	2-1/2"	3"	3-1/2"	4"	4-1/2"	5"	5-1/2"	6"
1/8"	3/4"	1.4	3.0	3.8	5.2	6.2	7.2	8.4	9.2	11.0	12.2	13.2
1/4"	7/8"	2.4	4.8	6.4	8.2	10.4	12.2	14.0	16.0	18.0	20.2	22.0
3/8"	1"	3.8	6.2	8.6	11.0	13.4	16.2	18.4	20.4	23.4	25.6	28.0
1/2"	1-1/8"	5.6	8.6	11.6	16.2	19.4	22.4	27.4	29.6	33.0	37.4	40.4
3/4"	1-3/8"	10.2	11.8	16.2	21.4	22.6	31.0	35.6	40.2	45.6	50.0	55.0
1"	1-1/2"	15.6		23.4	29.6	37.0	44.2	52.6	59.2	68.4	74.8	76.8
1-1/4"	1-5/8"	26.5		36.0	45.0	56.5	68.0	81.0	92.0	98.5	110.5	125.0
1-1/2"	1-3/4"	35.0		42.0	55.5	67.0	81.0	95.5	108.0	121.5	131.0	144.0
2"	2"	54.5			72.0	88.5	107.0	125.0	143.5	155.0	179.0	190.0
2-1/2"	2-1/2"	90.0				116.5	148.5	168.5	180.0	218.5	239.5	262.0
3"	2-5/8"	134.5				170.0	210.0	239.0	268.5	314.0	349.0	390.0
4"	2-7/8"	226.3				253.1	307.0	357.5	422.5	450.0	516.3	563.8

**Approximate  
weight per 100  
pieces. Standard  
Brass Nipples.**

For Extra Heavy Brass multiply above weight by 1.37

**Pipe Threads**

1/8"-27



1/4"-18



3/8"-18



1/2"-14



3/4"-14



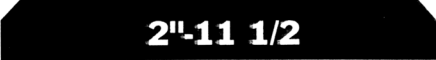
1"-11 1/2



1-1/4"-11 1/2



1 1/2"- 11 1/2



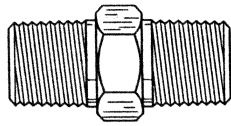
2"-11 1/2



2 1/2"-8

\*Not for Potable Water


**BRASS NIPPLES**



Hex Nipple



Close Nipple



Nipple

NUMBER

DESCRIPTION

U/M

PRICE

PKG/  
CASE

**BRASS HEX NIPPLES**

AB122AA	1/8 X 1/8 HEX NIPPLE*	EACH	25
AB122CA	1/4 X 1/8 HEX NIPPLE*	EACH	25
AB122CC	1/4 X 1/4 HEX NIPPLE*	EACH	25
AB122EC	3/8 X 1/4 HEX NIPPLE*	EACH	
AB122EE	3/8 X 3/8 HEX NIPPLE*	EACH	
AB122FE	1/2 X 3/8 HEX NIPPLE*	EACH	
AB122FF	1/2 X 1/2 HEX NIPPLE	EACH	
AB122KF	3/4 X 1/2 HEX NIPPLE*	EACH	

**RED BRASS CLOSE NIPPLES**

AB112A	1/8 IPS CL NIP	EACH	25
AB112C	1/4 IPS CL NIP	EACH	25
AB112E	3/8 IPS CL NIP	EACH	25
AB112F	1/2 IPS CL NIP	EACH	25
AB112K	3/4 IPS CL NIP	EACH	25
AB112M	1 IPS CL NIPPLE	EACH	25
AB112Q	1 1/4 IPS CL NIP	EACH	25
AB112R	1 1/2 IPS CL NIP	EACH	25
AB112S	2 IPS CL NIPPLE	EACH	25

**RED BRASS NIPPLES 1/8"**

AB113A11/2	1/8 X 1 1/2 IPS NIP	EACH	25
AB113A-X-2	1/8 X 2 IPS NIP	EACH	25
AB113A21/2	1/8 X 2 1/2 IPS NIP	EACH	25
AB113A-X-3	1/8 X 3 IPS NIPPLE	EACH	25
AB113A-X-5	1/8 X 5 IPS NIPPLE	EACH	25

**RED BRASS NIPPLES 1/4"**

AB113C11/2	1/4 X 1 1/2 IPS NIP	EACH	25
AB113C-X-2	1/4 X 2 IPS NIP	EACH	25
AB113C21/2	1/4 X 2 1/2 IPS NIP	EACH	25
AB113C-X-3	1/4 X 3 IPS NIP	EACH	25
AB113C31/2	1/4 X 3 1/2 IPS NIP	EACH	25
AB113C-X-4	1/4 X 4 IPS NIP	EACH	25
AB113C-X-6	1/4 X 6 IPS NIP	EACH	25


**RED BRASS NIPPLES 3/8"**

AB113E11/2	3/8 X 1 1/2 IPS NIP	EACH	25
AB113E-X-2	3/8 X 2 IPS NIP	EACH	25
AB113E-X-3	3/8 X 3 IPS NIPPLE	EACH	25
AB113E-X-4	3/8 X 4 IPS NIPPLE	EACH	25

\* Not for Potable Water



# BRASS NIPPLES



Nipple

NUMBER	DESCRIPTION	U/M	PRICE	PKG/ CASE
<b>RED BRASS NIPPLES 1/2"</b>				
AB113F11/2	1/2 C 1 1/2 IPS NIP	EACH		25
AB113F-X-2	1/2 X 2 IPS NIP	EACH		25
AB113F21/2	1/2 X 2 1/2 IPS NIP	EACH		25
AB113F-X-3	1/2 X 3 IPS NIPPLE	EACH		25
AB113F31/2	1/2 X 3 1/2 IPS NIP	EACH		25
AB113F-X-4	1/2 X 4 IPS NIPPLE	EACH		25
AB113F41/2	1/2 X 4 1/2 IPS NIP	EACH		25
AB113F-X-5	1/2 X 5 IPS NIPPLE	EACH		25
AB113F51/2	1/2 X 5 1/2 IPS NIP	EACH		25
AB113F-X-6	1/2 X 6 IPS NIPPLE	EACH		25

<b>RED BRASS NIPPLES 3/4"</b>				
AB113K11/2	3/4 X 1 1/2 IPS NIPPLE	EACH		25
AB113K-X-2	3/4 X 2 IPS NIPPLE	EACH		25
AB113K21/2	3/4 X 2 1/2 IPS NIPPLE	EACH		25
AB113K-X-3	3/4 X 3 IPS NIPPLE	EACH		25
AB113K31/2	3/4 X 3 1/2 IPS NIPPLE	EACH		25
AB113K-X-4	3/4 X 4 IPS NIPPLE	EACH		25
AB113K41/2	3/4 X 4 1/2 IPS NIPPLE	EACH		25
AB113K-X-5	3/4 X 5 IPS NIPPLE	EACH		25
AB113K51/2	3/4 X 5 1/2 IPS NIPPLE	EACH		25
AB113K-X-6	3/4 X 6 IPS NIPPLE	EACH		25

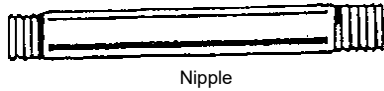
<b>RED BRASS NIPPLES 1"</b>				
AB113M-X-2	1 X 2 IPS NIPPLE	EACH		25
AB113M21/2	1 X 2 1/2 IPS NIPPLE	EACH		25
AB113M-X-3	1 X 3 IPS NIPPLE	EACH		25
AB113M31/2	1 X 3 1/2 IPS NIPPLE	EACH		25
AB113M-X-4	1 X 4 IPS NIPPLE	EACH		25
AB113M41/2	1 X 4 1/2 IPS NIPPLE	EACH		25
AB113M-X-5	1 X 5 IPS NIPPLE	EACH		25
AB113M51/2	1 X 5 1/2 IPS NIPPLE	EACH		25
AB113M-X-6	1 X 6 IPS NIPPLE	EACH		25

<b>RED BRASS NIPPLES 1-1/4"</b>				
AB113Q-X-2	1 1/4 X 2 IPS NIPPLE	EACH		10
AB113Q21/2	1 1/4 X 2 1/2 IPS NIPPLE	EACH		10
AB113Q-X-3	1 1/4 X 3 IPS NIPPLE	EACH		10
AB113Q-X-4	1 1/4 X 4 IPS NIPPLE	EACH		10
AB113Q-X-5	1 1/4 X 5 IPS NIPPLE	EACH		10
AB113Q-X-6	1 1/4 X 6 IPS NIPPLE	EACH		10

<b>RED BRASS NIPPLES 1-1/2"</b>				
AB113R-X-2	1 1/2 X 2 IPS NIPPLE	EACH		10
AB113R21/2	1 1/2 X 2 1/2 IPS NIPPLE	EACH		10
AB113R-X-3	1 1/2 X 3 IPS NIPPLE	EACH		10
AB113R31/2	1 1/2 X 3 1/2 IPS NIPPLE	EACH		10
AB113R-X-4	1 1/2 X 4 IPS NIPPLE	EACH		10
AB113R41/2	1 1/2 X 4 1/2 BRASS NIPPLE	EACH		10
AB113R-X-5	1 1/2 X 5 IPS NIPPLE	EACH		10
AB113R-X-6	1 1/2 X 6 IPS NIPPLE	EACH		10



## BRASS NIPPLES



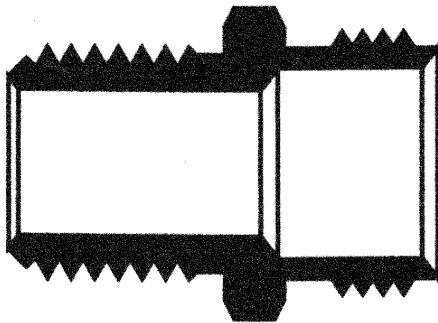
NUMBER	DESCRIPTION	U/M	PRICE	PKG/ CASE
<b>RED BRASS NIPPLES 2"</b>				
AB113S21/2	2 X 2 1/2 IPS NIPPLE	EACH		10
AB113S-X-3	2 X 3 IPS NIPPLE	EACH		10
AB113S31/2	2 X 3 1/2 IPS NIPPLE	EACH		10
AB113S-X-4	2 X 4 IPS NIPPLE	EACH		10
AB113S41/2	2 X 4 1/2 IPS NIPP	EACH		10
AB113S-X-5	2 X 5 IPS NIPPLE	EACH		10
AB113S-X-6	2 X 6 IPS NIPPLE	EACH		10

Garden Hose

# Brass Fittings

Garden Hose

## Garden Hose Fittings



### • Temperature and Working Pressure Ranges

From +35°F to +100°F at 75 PSI maximum or the recommended working pressure of the garden hose. (Not to exceed 150 PSI.)

**Note:** All female connector ends should have a rubber washer inserted prior to usage.

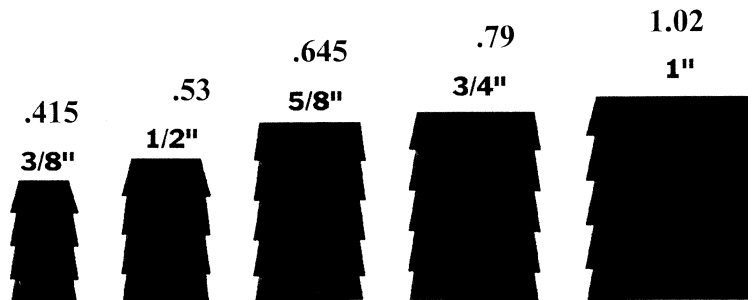
FGH = Female Garden Hose threads

MGH = Male Garden Hose threads



### Male Garden Hose Profile

Male garden hose threads are all 3/4" with an outside diameter of 1.0625 and 11-1/2" threads.



Actual size of Garden Hose Barbs





\*Not for Potable Water

## GARDEN HOSE FITTINGS



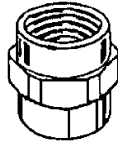
AHN-125  
Hose Barb x M. Hose



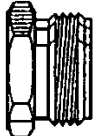
AHN-127  
M. Hose x M. Hose



AHN-128  
F. Hose x M.I.P.



AHN-129  
FIP x F. Hose



AHN-130  
F. Pipe x M. Hose



AHN-131  
MIP x M. Hose



ASWHN126  
Hose Barb x F. Swivel G.H.



ASWHN129  
F. Pipe x F. Hose



ASWHN137  
F. Hose x F. Hose



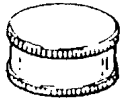
NHN-131  
MIP x M. Hose Connector



GHW-S



AHN-1  
Hose Washers




AHN-135  
Hose Cap



NHN-135  
Nylon Hose Cap



ABY-34  
Hose Wye



APY-SO

NUMBER

DESCRIPTION

U/M PRICE

PKG/  
CASE

### BRASS HOSE CONNECTIONS

AHN-125IK	5/8 BARB X 3/4 M.G.HOSE	EACH
AHN-125KK	3/4 BARB X 3/4 M.G.HOSE	EACH
AHN-127KK	3/4 M.G. X 3/4 M.G. HOSE	EACH
AHN-128FK	1/2 MIP X 3/4 F.G.HOSE	EACH
AHN-128KK	3/4 MIP X 3/4 F.G.HOSE	EACH
AHN-129FK	1/2 FIP X 3/4 F.G.HOSE	EACH
AHN-129KK	3/4 FIP X 3/4 F.G.HOSE	EACH
AHN-130FK	1/2 FIP X 3/4 M.G.HOSE	EACH
AHN-130KK	3/4 FIP X 3/4 M.G.HOSE	EACH
AHN-131FK	1/2 MIP X 3/4 M.G.HOSE	EACH
AHN-131KK	3/4MIP W/1/2FIP 3/4 M.G.	EACH

### BRASS SWIVEL HOSE CONNECTIONS

ASWHN126FK	1/2 BARB X 3/4FGH SWIVEL	EACH
ASWHN126IK	5/8 BARB X 3/4FGH SWIVEL	EACH
ASWHN126KK	3/4 BARB X 3/4FGH SWIVEL	EACH
ASWHN129FK	1/2 FIP X 3/4FGH SWIVEL	EACH
ASWHN129KK	3/4 FIP X 3/4 FGH SWIVEL	EACH
ASWHN137KK	3/4FG.H. X 3/4FG.H.SWIVL	EACH

### WHITE NYLON HOSE CONNECTORS

NHN-131KK	34MIP X 3/4MGH CONN.	EACH	100
-----------	----------------------	------	-----

### GARDEN HOSE WASHERS

AHN-1	3/4 GARDEN HOSE WASHER	EACH
GHW-S	GAR HOSE WASHER W/SCREEN	EACH

### BRASS HOSE CAPS

AHN-135	3/4 FE G.H. CAP-BRASS	EACH	500
---------	-----------------------	------	-----

### WHITE NYLON HOSE CAPS

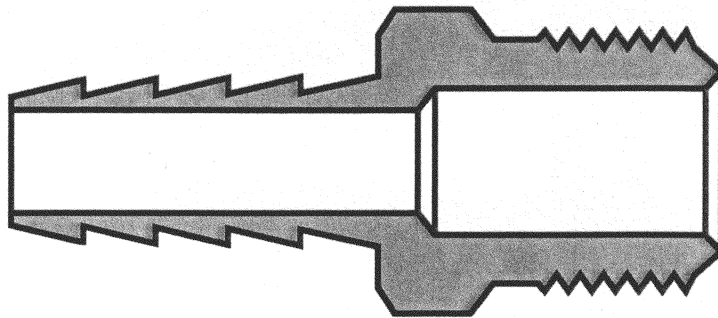
NHN-135	3/4 FE G.H. CAP-NYLON	EACH	100
---------	-----------------------	------	-----

### GARDEN HOSE WYES

ABY-34	3/4 G.H. WYE-BRASS*	EACH	
APY-SO	3/4 G.H.WYE-PLASTIC W/SO	EACH	10

\* Not for Potable Water

**Hose Barb Fittings**



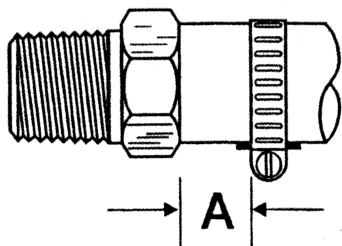
**•Temperature and Working Pressure Ranges**  
From -40°F to + 160°F at 150 PSI maximum.

**•Material**  
CA360 Brass for barstock fittings.  
CA377 Brass for forged fittings.

**Note:** These fittings are intended for use with hose clamp, similar type clamp or a crimped ferrule.

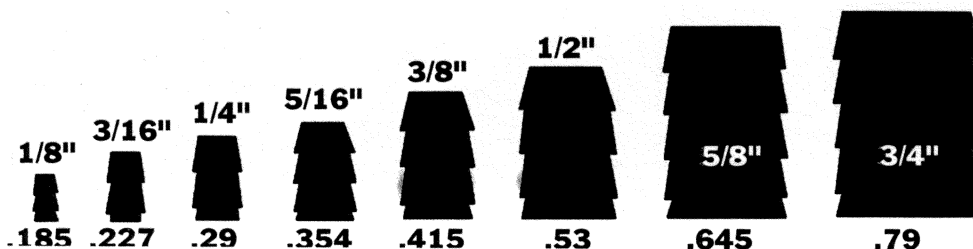
**•Assembly Instructions**

- 1- Cut hose cleanly and squarely to length.
- 2- Slide clamp on hose.
- 3- Lubricate hose. Push hose on fitting until hose bottoms against stop ring or hex.
- 4- Position hose clamp as shown below and secure with a screwdriver or wrench. Maintain "A" di-



Hose Size	A
3/16"	1/4"
1/4"	1/4"
5/16"	1/4"
3/8"	1/8"
1/2"	1/8"
5/8"	1/8"
3/4"	1/8"

**Actual Profile of Hose Barbs**



# BRASS BARBED HOSE FITTINGS



Male Pipe  
FTG x Hose Barb



Female Pipe  
FTG x Hose Barb



AHC4334  
Hose Barb Only



AHC4335  
Hose Barb & Nut



AHC4835 & AHC4855  
Hose Barb x M. Flare



AHC5133  
Hose Barb x Inverted Flare



ABG27  
Hose Barb x Hose Barb

NUMBER

DESCRIPTION

U/M PRICE

PKG/  
CASE

## BRASS MALE PIPE FTG X HOSE BARBS

ABG30AB	1/8 MIP X 3/16 HOSE BARB	EACH	
ABG30AC	1/8 MIP X 1/4 HOSE BARB	EACH	
ABG30AD	1/8 MIP X 5/16 HOSE BARB	EACH	
ABG30CC	1/4 MIP X 1/4 HOSE BARB	EACH	25
ABG30CE	1/4 MIP X 3/8 HOSE BARB	EACH	25
ABG30CF	1/4 MIP X 1/2 HOSE BARB	EACH	
ABG30EC	3/8 MIP X 1/4 HOSE BARB	EACH	25
ABG30EE	3/8 MIP X 3/8 HOSE BARB	EACH	25
ABG30EF	3/8 MIP X 1/2 HOSE BARB	EACH	50
ABG30FE	1/2 MIP X 3/8 HOSE BARB	EACH	25
ABG30FF	1/2 MIP X 1/2 HOSE BARB	EACH	25
ABG30FI	1/2 MIP X 5/8 HOSE BARB	EACH	25
ABG30FK	1/2 MIP X 3/4 HOSE BARB	EACH	10
ABG30KF	3/4 MIP X 1/2 HOSE BARB	EACH	
ABG30KK	3/4 MIP X 3/4 HOSE BARB	EACH	

## BRASS FEMALE PIPE FTG X HOSE BARBS

ABG32AC	1/8 FIP X 1/4 HOSE BARB	EACH	50
ABG32CC	1/4 FIP X 1/4 HOSE BARB	EACH	25
ABG32CE	1/4 FIP X 3/8 HOSE BARB	EACH	25
ABG32EC	3/8 FIP X 1/4 HOSE BARB	EACH	25
ABG32EE	3/8 FIP X 3/8 HOSE BARB	EACH	25

## \* HOSE BARB ONLY

AHC4334	1/4 MALE HOSE BARB	EACH	
---------	--------------------	------	--

## \* BRASS HOSE BARB X FLARE FITTINGS

AHC4335	1/4 BARBX3/8FL NUT(ANS4E)	EACH	25
AHC4336	3/8 BARBX3/8FL NUT(SPECL)	EACH	25
AHC4357	3/8 BARBX1/2FL NUT(SPECL)	EACH	
AHC4835	1/4 BARB X 3/8 MA FLARE	EACH	
AHC4855	3/8 BARB X 3/8 MA FLARE	EACH	
AHC5133	1/4 BARB X 1/4 MA INV FL	EACH	

## \* HOSE BARB X HOSE BARB

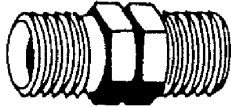
ABG27C	1/4" I.D. HOSE BARB	EACH	25
ABG27E	3/8" I.D. HOSE BARB	EACH	20
ABG27F	1/2" I.D. HOSE BARB	EACH	20

\* Not for Potable Water

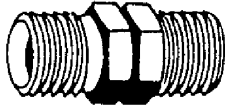
## BRASS HOSE FITTINGS FOR GAS USE



AGB23  
Hose Barb & LH Nut



ABG24  
Hose Outlet Bushing



AGB26C  
Hose Coupler



Hose Ferrule

NUMBER

DESCRIPTION

U/M

PRICE

PKG/  
CASE

### BRASS HOSE BARB & 9/16 LH NUT

<b>ABG23C</b>	1/4 BARB & 9/16 LH NUT	EACH
<b>ABG23C-N</b>	9/16 LH NUT	EACH
<b>ABG23E</b>	3/8 BARB & 9/16 LH NUT	EACH

### BRASS HOSE OUTLET BUSHINGS

<b>ABG24C</b>	1/4 MIP X 9/16 LH THD	EACH
<b>ABG24E</b>	3/8 MIP X 9/16 LH THD	EACH

### BRASS HOSE COUPLERS

<b>ABG26C</b>	9/16 LHT X 9/16 LHT	EACH
---------------	---------------------	------

### BRASS HOSE FERRULES

<b>A7326</b>	.593 DIA FOR APH-14R	EACH
<b>A7327</b>	.625 DIA FOR APH-14R	EACH
<b>A7328</b>	.656 DIA	EACH
<b>A7332</b>	.781 DIA FOR APH-38R	EACH



**Curtis**  
PIPE • VALVES • FITTINGS

**Curtis, LLC**

Ph: 800-678-1993 Fax: 517-439-1141

**Plastic Pipe List Price Sheet**

Effective: June 1, 2021

SIZE	Pieces Per Bundle	PVC-DWV Sch 40 PE 10' & 20'	Pieces Per Bundle	PVC-DWV Sch 40 BE 10' & 20'	Pieces Per Bundle	PVC FOAM CORE PE 10' & 20'	Pieces Per Bundle	PVC FOAM CORE BE 10' & 20'	Pieces Per Bundle	PVC SCH 80 PE 20'
1/2	405	\$0.54	405	\$0.54						\$0.80
3/4	240	\$0.63	240	\$0.63						\$1.12
1	150	\$0.99	150	\$0.99						\$1.64
1 1/4	196	\$1.23	196	\$1.23						\$2.35
1 1/2	315	\$1.46	315	\$1.46		\$1.12				\$2.56
2	210	\$1.96	210	\$1.96		\$1.49				\$3.64
2 1/2	135	\$3.23	135	\$3.23						\$5.94
3	92	\$3.94	92	\$3.94		\$2.78				\$7.28
4	57	\$5.30	57	\$5.30		\$4.03		\$4.03	57	\$10.46
6	24	\$10.03	24	\$10.03		\$7.54		\$7.54	26	\$20.22
8	14	\$15.59	14	\$15.59					14	\$30.48
10	12	"Call"	12	"Call"					12	"Call"
12	83	"Call"	8/3	"Call"					4	"Call"
14	1	"Call"	6	"Call"						

SIZE	Pieces Per Bundle	PVC Sch 40 CONDUIT BE 10'	Pieces Per Bundle	SDR 21 PR 200 BE 10' & 20'	Pieces Per Bundle	FGG CPVC-CTS PE 10'
1/2	600	\$0.39			50	\$0.34
3/4	440	\$0.47	240	\$0.71	25	\$0.59
1	360	\$1.20			15	\$1.36
1 1/4	330	\$1.63			10	\$2.82
1 1/2	225	\$1.86			6	\$3.72
2	140	\$2.73			4	\$6.09
2 1/2	93	\$4.37				
3	88	\$4.89				
4	57	\$8.58				

ALL prices subject to change without notice.

5% surcharge for broken bundles.

Combine these plastic pipe products along with copper tube, coated copper, line sets, steel pipe, metal conduit, pex, poly and CPVC to achieve freight pre-paid minimums.

Distribution Centers:

Coldwater, Michigan - Mayodan, North Carolina  
New Castle, Delaware

# PLASTIC PIPE

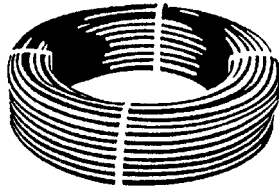
NUMBER	DESCRIPTION	U/M	PRICE	PKG/ CASE
--------	-------------	-----	-------	--------------

## BLACK POLY PIPE IPS 100 PSI NON-NSF

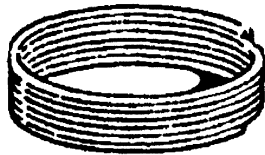
P100-12-UT	1/2 IPS 100 PSI NON-NSF	FT		
------------	-------------------------	----	--	--

## BLACK POLY PIPE IPS 125 PSI NSF-3408

P125-34	3/4 IPS 125 PSI 100' POL	FT		
P125-1	1 IPS 125 PSI POLY	FT		
P125-1-300	1 IPS 125 PSI 300' POLY	FT		
P125-114	1 1/4 IPS 125 PSI 100' POL	FT		
P125114300	1 1/4 IPS 125 PSI 300' POL	FT		
P125-112	1 1/2 IPS 125 PSI 100' POL	FT		
P125112300	1 1/2 IPS 125 PSI 300'ROLL	FT		300
P125-2	2 IPS 125 PSI 100' POLY	FT		
P125-2-200	2 IPS X 200'	FT		200



Polyethylene Pipe



Polyethylene Tubing (Coils)

## BLACK POLY PIPE IPS 160 PSI NSF-3408

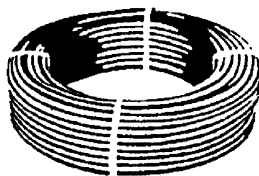
P160-34	3/4 IPS 160 PSI 100'POLY	FT		
P160-1	1 IPS 160 PSI 100' POLY	FT		
P160-1-300	1 PSI 160 PSI 300' POLY	FT		
P160-114	1 1/4 IPS 160 PSI 100'POL	FT		
P160-112	1 1/2 IPS 160 PSI 100'POL	FT		
P160-2	2 IPS 160 PSI 100' POLY	FT		

## BLACK POLY PIPE CTS 250 PSI NSF-3408

P250CT-34	3/4 CTS 250 PST 100'	FT		
P250CT34300	3/4 CTS 250 PSI POLY	FT		
P250CT-1	1 CTS 250 PSI 100' POLY	FT		
P250CT1300	1 CTS 250 PSI 300' POLY	FT		
P250CT-114	1 1/4 CTS 250 PSI 100'POLY	FT		
P250CT114300	1 1/4 CTS 250 PSI 300'POL	FT		
P250CT112300	1 1/2 CTS 250 PSI 300'POL	FT		
P250CT-2	2 CTS 250 PSI 100' POLY	FT		
P250CT2200	2 CTS 250 PSI 200' POLY	FT		
P250CT2300	2 CTS 250 PSI 300' POLY	FT		

## POLYETHYLENE TUBING MILKY-CLEAR 100 FT – PSI @ 70°

APE-25	1/4 OD..040WL 135PSI	FT		100/2000
APE-25-25	SAME AS APE-25 25' COIL	FT		25/1250
APE-56	5/16OD..062WL 135 PSI	FT		100/1000
APE-38	3/8 OD. .062WL 120 PSI	FT		100/1000
APE-12	1/2 OD. .062WL 90PSI	FT		100/600
APE-58	5/8 OD. .062WL 70 PSI	FT		100/700
APE-34	3/4 OD. .062WL 60 PSI	FT		100/500



Polyethylene Tubing  
Milky-Clear  
(Max. Operating Temp. 175°)






Effective: 2-15-21

## PVC SEWER PIPE PRICES


PCS / BUNDLE	CURTIS PART #	DESCRIPTION	COLOR	LENGTH	NEW LIST
100	W272930	3" 2729 SEWER & DRAIN - SOLID	WHITE	10'	\$2.53
60	W272940	4" 2729 SEWER & DRAIN - SOLID	WHITE	10'	\$3.25
100	W272932	3" 2729 SEWER & DRAIN - PERF 2-HOLE	WHITE	10'	\$2.53
60	W272943	4" 2729 SEWER & DRAIN - PERF 3-HOLD	WHITE	10'	\$3.25
60	G303440	4" 3034 SDR-35 SEWER MAIN	GREEN	10'	\$3.05
28	G303460	6" 3034 SDR-35 SEWER MAIN	GREEN	10'	\$6.57
60	G303442	4" 3034 SDR-35 - PERF 2-HOLE	GREEN	10'	\$3.08
60	G303443	4" 3034 SDR-35 - PERF 3-HOLE	GREEN	10'	\$3.08
28	G303463	6" 3034 SDR-35 - PERF 3-HOLE	GREEN	10'	\$5.84
66	4SDR26-G	4" X 14' SDR26 GASKETED SEWER PIPE	GREEN	14'	\$4.00
33	6SDR26-G	6" X 14" SDR26 GASKETED SEWER PIPE	GREEN	14'	\$5.53
66	4SDR35-G	4" X 14' SDR35 GASKETED SEWER PIPE	GREEN	14'	\$3.58
33	6SDR35-G	6" X 14" SDR35 GASKETED SEWER PIPE	GREEN	14'	\$4.00
30	8SDR25-G	8" X 14" SDR35 GASKETED SEWER PIPE	GREEN	14'	\$4.50

**SOLD IN FULL BUNK INCREMENTS ONLY**

## PVC-DWV FITTINGS




Vent Tee

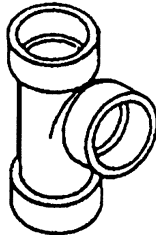


Cleanout Tee


**NOTE:**  
CLEANOUT TEE W/ PLUG  
SHOWN ON PAGE F9




Sanitary Tee w/ Side Inlet



Sanitary Tee



Double Sanitary Tee



Vent Elbow



NUMBER

DESCRIPTION

U/M PRICE

PKG/  
CASE

### PVC-DWV VENT TEES

A2101	1 1/2 PVC VENT TEE	EACH	25
A2102	2 PVC VENT TEE	EACH	25
A2103	3 PVC VENT TEE	EACH	10

### PVC-DWV CLEANOUT TEES

A2114	1 1/2 PVC CLEANOUT TEE	EACH	20
A2115	2 PVC CLEANOUT TEE	EACH	20
A2116	3 PVC CLEANOUT TEE	EACH	10
A2117	4 PVC CLEANOUT TEE	EACH	10

### PVC-DWV REDUCING SANITARY TEES

A2126	2 X 2 X 1 1/2 SAN. TEE	EACH	50
A2127	2 X 1 1/2 X 2 SAN. TEE	EACH	25
A2128	2 X 1 1/2 X 1 1/2 SAN. TEE	EACH	25
A2130	3 X 3 X 2 SAN. TEE	EACH	10
A2131	3 X 3 X 1 1/2 SAN. TEE	EACH	20
A2133	4 X 4 X 1 1/2 SAN. TEE	EACH	10
A2134	4 X 4 X 2 SAN. TEE	EACH	10
A2136	4 X 4 X 3 SAN. TEE	EACH	10

### PVC-DWV SANITARY TEES W/ SIDE INLETS

A2148L	3X3X3X2 SAN. TEE W/S INL	EACH	10
A2148LR	3X3X3X2X2 SAN. TEE L&R IN	EACH	5
A2148R	3X3X3X2 SAN. T W/R S INL	EACH	10

### PVC-DWV SANITARY TEES

A2151	1 1/2 PVC SAN. TEE	EACH	100
A2152	2 PVC SAN. TEE	EACH	35
A2153	3 PVC SAN. TEE	EACH	30
A2154	4 PVC SAN. TEE	EACH	5
A2156	6 PVC SAN. TEE	EACH	6

### PVC-DWV DOUBLE SANITARY TEES

A2187	1 1/2 DOUBLE SAN. TEE	EACH	25
A2186	2 DOUBLE SAN. TEE	EACH	20
A2184	3 DOUBLE SAN. TEE	EACH	25
A2185	4 DOUBLE SAN. TEE	EACH	4

### PVC-DWV REDUCING DOUBLE SANITARY TEES

A2181	3X3X2X2 DOUBLE SAN. TEE	EACH	10
A2188	2X2X1 1/2 X1 1/2 DBL SAN.T	EACH	20
A2189	3X3X1 1/2 X1 1/2 DBL SAN. T	EACH	20
A2190	4X4X2X2 DOUBLE SAN TEE	EACH	5
A2191	4X4X3X3 DOUBLE SAN. TEE	EACH	10

### PVC-DWV VENT ELBOWS

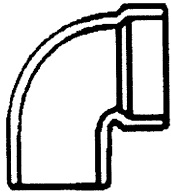
A2201	1 1/2 PVC VENT ELL	EACH	20
A2202	2 PVC VENT ELL	EACH	30
A2203	3 PVC VENT ELL	EACH	25

### PVC-DWV P-TRAP ELBOWS

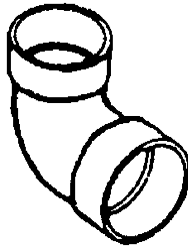
A2212	2 P-TRAP ELBOW SWT	EACH	20
-------	--------------------	------	----



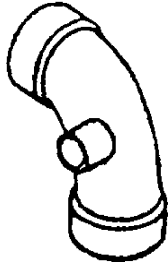
## PVC-DWV FITTINGS



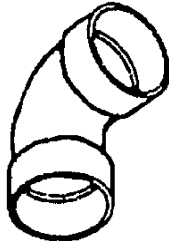
P-Trap Elbow



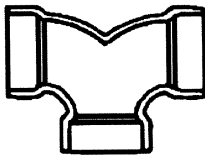
90° Reducing Elbow



1/4 Bend  
w/ Side Inlet



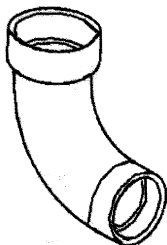
90° Elbow



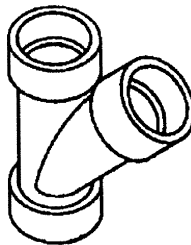
Double 90° Elbow




90° Long Sweep  
Elbow



Long Sweep  
90° St. Elbow



Wye



Double Wye

NUMBER

DESCRIPTION

U/M

PRICE

PKG/  
CASE

### PVC-DWV 90° REDUCING ELBOWS

A2223	4 X 3 RED. 90 ELBOW	EACH	25
-------	---------------------	------	----

### PVC-DWV 1/4 BENDS W/ SIDE INLET

A2236	3X3X2 PVC 90 W/SD INLET	EACH	20
-------	-------------------------	------	----

### 90° HEEL OUTLET

A2245	3 X 2 90 HEEL OUTLET	EACH	25
-------	----------------------	------	----

### PVC-DWV 90° ELBOWS

A2251	1 1/2 PVC 90 ELBOW	EACH	100
A2252	2 PVC 90 ELBOW	EACH	50
A2253	3 PVC 90 ELBOW	EACH	25
A2254	4 PVC 90 ELBOW	EACH	10
A2256	6 PVC 90 ELBOW	EACH	5

### PVC-DWV DOUBLE 90° ELBOWS

A2260	2 DOUBLE 90 ELBOW	EACH	25
A2261	1 1/2	EACH	20
A2262	1 1/2 X 1 1/2 X 2	EACH	20
A2263	3 DOUBLE 90 ELBOW	EACH	10

### PVC-DWV 90° LONG SWEEP ELBOWS

A2276	1 1/2 PVC L.S. 90	EACH	50
A2277	2 PVC L.S. 90	EACH	25
A2278	3 PVC L.S. 90	EACH	10
A2279	4 PVC L.S. 90	EACH	5

### LONG SWEEP 90° ST ELBOWS

A2281	1 1/2 PVC L.S. ST 90	EACH	10
A2282	2 PVC L.S. ST 90	EACH	25
A2283	3 PVC L.S. ST 90	EACH	20
A2284	4 PVC L.S. ST 90	EACH	5

### PVC-DWV WYES

A2301	1 1/2 PVC WYE	EACH	50
A2302	2 PVC WYE	EACH	25
A2303	3 PVC WYE	EACH	25
A2304	4 PVC WYE	EACH	5
A2306	6 PVC WYE	EACH	4


### PVC-DWV REDUCING WYES

A2324	2 X 1 1/2 X 1 1/2 WYE	EACH	25
A2325	2 X 2 1 1/2 WYE	EACH	25
A2326	3 X 3 X 2 PVC WYE	EACH	25
A2331	3 X 3 X 1 1/2 PVC WYE	EACH	15
A2327	4 X 4 X 3 PVC WYE	EACH	10
A2328	4 X 4 X 2 PVC WYE	EACH	10
A2344	6 X 6 X 4 PVC WYE	EACH	5

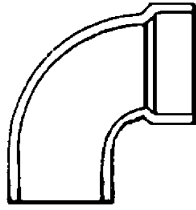


**Curtis**  
PIPE • VALVES • FITTINGS

# PVC-DWV FITTINGS



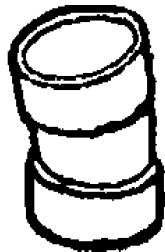
45° Street Elbow



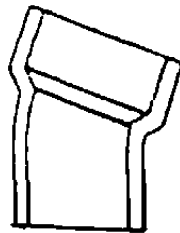
90° Street Elbow




45° Elbow



22-1/2° Elbow



22-1/2° Street Elbow



60° Elbow



60° Street Elbow

NUMBER

DESCRIPTION

U/M PRICE

PKG/  
CASE

## PVC-DWV DOUBLE WYES

A2351	1 1/2 DOUBLE WYE	EACH	40
A2352	2 DOUBLE WYE	EACH	20
A2353	3 DOUBLE WYE	EACH	15
A2354	4 DOUBLE WYE	EACH	5

## PVC-DWV REDUCING DOUBLE WYES

A2374	2X2X1 1/2X1 1/2 DBL WYE	EACH	10
A2376	3X3X1 1/2X1 1/2 DBL WYE	EACH	10
A2377	3 X 3 X 2 X 2 DBL WYE	EACH	10
A2380	4 X 4 X 2 X 2 DBL WYE	EACH	5
A2381	4 X 4 X 3 X 3 DBL WYE	EACH	5
A2388	6 X 6 X 4 X 4 DBL WYE	EACH	3

## PVC-DWV 45° STREET ELBOWS

A2401	1 1/2 PVC ST. 45	EACH	100
A2402	2 PVC ST. 45	EACH	50
A2403	3 PVC ST. 45	EACH	20
A2404	4 PVC ST. 45	EACH	10
A2406	6 PVC ST. 45	EACH	3

## PVC-DWV 90° STREET ELBOWS

A2451	1 1/2 PVC ST. 90	EACH	100
A2452	2 PVC ST. 90	EACH	50
A2453	3 PVC ST. 90	EACH	20
A2454	4 PVC ST. 90	EACH	10
A2456	6 PVC ST. 90	EACH	5

## PVC-DWV 45° ELBOWS

A2501	1 1/2 PVC 45	EACH	100
A2502	2 PVC 45	EACH	50
A2503	3 PVC 45	EACH	20
A2504	4 PVC 45	EACH	10
A2506	6 PVC 45	EACH	3

## PVC-DWV 22-1/2° ELBOWS

A2551	1 1/2 22 1/2 ELBOW	EACH	50
A2552	2 22 1/2 ELBOW	EACH	25
A2553	3 22 1/2 ELBOW	EACH	20
A2554	4 22 1/2 ELBOW	EACH	15
A2556	6 22 1/2 ELBOW	EACH	3

## PVC-DWV 22-1/2° STREET ELBOWS

A2561	1 1/2 ST. 22 1/2 ELBOW	EACH	50
A2562	2 ST 22 1/2 ELBOW	EACH	25
A2563	3 ST 22 1/2 ELBOW	EACH	20
A2564	4 ST 22 1/2 ELBOW	EACH	10

## PVC-DWV 60° ELBOWS

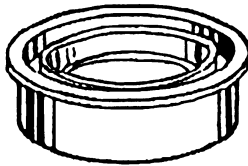
A2601	1 1/2 PVC 60 ELBOW	EACH	40
A2602	2 PVC 60 ELBOW	EACH	25
A2603	3 PVC 60 ELBOW	EACH	10
A2604	4 PVC 60 ELBOW	EACH	4

## PVC-DWV 60° STREET ELBOWS

A2701	1 1/2 PVC ST 60 ELBOW	EACH	40
A2702	2 PVC ST 60 ELBOW	EACH	25
A2703	3 PVC ST 60 ELBOW	EACH	20
A2704	4 PVC ST 60 ELBOW	EACH	10




## PVC-DWV FITTINGS



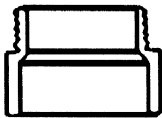
Flush Bushing



Male Trap Adapter



Female Trap Adapter



Male Adapter



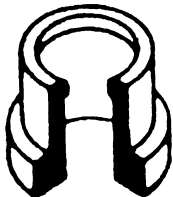
Female Adapter



Coupling



Repair Coupling



Increaser-Reducer



**Curtis**  
PIPE • VALVES • FITTINGS

NUMBER

DESCRIPTION

U/M

PRICE

PKG/  
CASE

### PVC-DWV FLUSH BUSHINGS

A2750	1 1/2 X 1 1/4 BUSHING	EACH	100
A2752	2 X 1 1/2 PVC BUSHING	EACH	50
A2762	3 X 1 1/2 PVC BUSHING	EACH	30
A2754	3 X 2 PVC BUSHING	EACH	30
A2758	4 X 2 PVC BUSHING	EACH	30
A2756	4 X 3 PVC BUSHING	EACH	30
A2767	6 X 4 PVC BUSHING	EACH	10

### PVC-DWV MALE TRAP ADAPTERS

A2801	1 1/2 M. TR ADPT-LESS NUT	EACH	50
A2801A	1 1/2 PVC MALE TRAP ADP	EACH	50
A2801A2	1 1/2 X 1 1/4 M. TRAP ADPT	EACH	75
A15149	1 1/2SP X 1 1/4 MIP NO NUT	EACH	100

### PVC-DWV FEMALE TRAP ADAPTERS

A2851A	1 1/2 FEMALE TRAP ADPTR	EACH	50
A2860A	1 1/2 X 1 1/4 FEM. T ADPTR	EACH	50

### PVC-DWV MALE ADAPTERS

A2871	1 1/2 PVC MALE ADP.	EACH	50
A2872	2 PVC MALE ADP.	EACH	50
A2873	3 PVC MALE ADP.	EACH	25
A2874	4 PVC MALE ADP.	EACH	25
A15157	1 1/2HUB X 1 1/4MIP ADPTR	EACH	25

### PVC-DWV FEMALE ADAPTERS

A2891	1 1/2 PVC FEM ADP.	EACH	100
A2892	2 PVC FEM ADP.	EACH	100
A2893	3 PVC FEM ADP.	EACH	30
A2894	4 PVC FEM ADP.	EACH	10
A2896	6 PVC FEM ADP	EACH	10

### PVC-DWV COUPLINGS

A3001	1 1/2 PVC COUPLING	EACH	100
A3002	2 PVC COUPLING	EACH	100
A3003	3 PVC COUPLING	EACH	60
A3004	4 PVC COUPLING	EACH	25
A3006	6 PVC COUPLING	EACH	15

### PVC-DWV REPAIR COUPLINGS

A3001R	1 1/2 PVC REPAIR CPLG.	EACH	25
A3002R	2 PVC REPAIR CPLG.	EACH	25
A3003R	3 PVC REPAIR CPLG.	EACH	10
A3004R	4 PVC REPAIR CPLG.	EACH	5

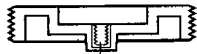
### PVC-DWV PIPE INCREASER-REDUCERS

A3022	1 1/2 X 2 RED. COUPLING	EACH	25
A3023	1 1/2 X 3 RED. COUPLING	EACH	25
A3024	2 X 3 RED. COUPLING	EACH	20
A3025	2 X 4 RED. COUPLING	EACH	10
A3026	3 X 4 RED. COUPLING	EACH	10
A3027	4 X 6 RED. COUPLING	EACH	4


## PVC-DWV FITTINGS



Cleanout Plug



threaded brass insert.



Recessed Cleanout Plug



Cap

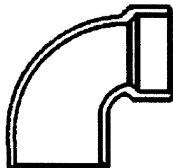
**FOR OTHER SIZES  
1/2 to 2-1/2  
SEE SLIP CAP  
Pages F19 & F31**



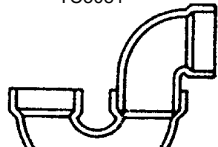
Knock-Out Test Plug



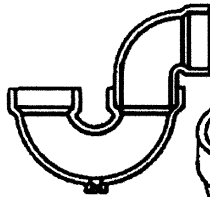
TC3081



Closet Bend



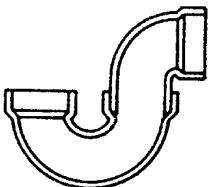
Solvent Weld P-Trap



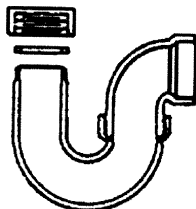
P-Trap  
w/ Cleanout



P-Trap U-Bend



P-Trap w/ Union



LA Pattern P-Trap

NUMBER

DESCRIPTION

U/M

PRICE

PKG/  
CASE

### PVC-DWV PIPE CLEANOUT PLUGS

A3051	1 1/2 PVC C.O. PLUG	EACH	50
A3052	2 PVC C.O. PLUG	EACH	50
A3053	3 PVC C.O. PLUG	EACH	25
A3056	3 1/2 PVC C.O. PLUG	EACH	25
A3054	4 PVC C.O. PLUG	EACH	30
A3057	6 PVC C.O. PLUG	EACH	10

### SIOUX CHIEF RECESSED CLEANOUT PLUGS

878-15	1 1/2 FLUSH PIPE PLUG	EACH	25
878-20	2 FLUSH PIPE PLUG	EACH	25
APRP-3	3 FLUSH PLUG (878-30)	EACH	25
APRP-4	4 FLUSH PLUG (878-40)	EACH	25
878-60	6 FLUSH PIPE PLUG	EACH	1/4

### PVC-DWV CAPS

A3081	1 1/2 PVC CAP	EACH	25
A3082	2 PVC CAP	EACH	25
A3083	3 PVC CAP	EACH	10
A3084	4 PVC CAP	EACH	5
A3086	6 PVC CAPP	EACH	5

### HEAVY DUTY TEST CAPS

TC3081	1 1/2 HEAVY DUTY TEST CAP	EACH	200
TC3082	2 HEAVY DUTY TEST CAP	EACH	100
TC3083	3 HEAVY DUTY TEST CAP	EACH	75
TC3084	4 HEAVY DUTY TEST CAP	EACH	50

### KNOCK-OUT TEST PLUGS FOR PVC-DWV

881-1	1 1/2 TEST PLUG FOR PVC	EACH	100
881-2	2 TEST PLUG FOR PVC	EACH	100
881-3	3 TEST PLUG FOR PVC	EACH	50
881-4	4 TEST PLUG FOR PVC	EACH	50

### PVC-DWV CLOSET BENDS

A3103	4SPG X 3HUB CLOSET BEND	EACH	10
-------	-------------------------	------	----

### PVC-DWV P-TRAPS / SW JOINT

A3201	1 1/2 SOLV WELD P-TRAP	EACH	25
A3202	2 SOLV WELD P-TRAP	EACH	20
A3203	3 SOLV WELD P-TRAP	EACH	10
A3204	4 SOLV WELD P-TRAP	EACH	4

### PVC-DWV P-TRAPS / SW JOINT WITH CLEANOUT

A3201A	1 1/2PTRAP W/CLNOUT& SWJ	EACH	50
A3202A	2 PTRAP W/CLNOUT & SWJ	EACH	10

### PVC-DWV P-TRAP U-BENDS

A3201-1	1 1/2 P-TRAP U-BEND	EACH	20
---------	---------------------	------	----

### PVC-DWV P-TRAPS W/ UNIONS

A3211E	1 1/2 PVC P-TRAP W/UNION	EACH	25
A3212E	2 PVC P-TRAP W/UNION	EACH	20


### PVC-DWV LA PATTERN P-TRAPS W/ UNIONS

A3221A	1 1/2 PVC LA P-TRAP	EACH	25
--------	---------------------	------	----

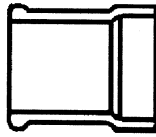


**Curtis**  
PIPE • VALVES • FITTINGS

## PVC-DWV FITTINGS



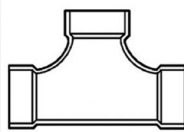
No-Hub Adapter



Hub Adapter



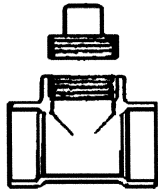
Fitting Cleanout Adapter



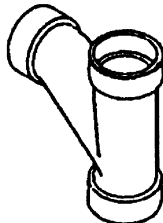
Two-Way Cleanout



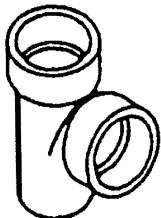
Fitting Cleanout Adapter w/ Plug



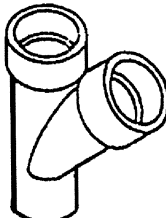
Cleanout Tee w/ Plug



Long Turn Tee Wye



Sanitary Street Tee



Street Wye

NUMBER

DESCRIPTION

U/M PRICE

PKG/  
CASE

### PVC-DWV NO-HUB ADAPTERS

A3422	2 NO HUB ADPT	EACH	25
A3423	3 NO HUB ADAPTER	EACH	20
A3424	4 NO HUB ADAPTER	EACH	15
A3428	4 X 3 NO HUB ADAPTER	EACH	10

### PVC-DWV HUB ADAPTERS

A3452	2 HUB ADAPTER	EACH	20
A3453	3 HUB ADAPTER	EACH	20
A3454	4 HUB ADAPTOR	EACH	20
A3464	3X4 HUB ADPT CT-DWV	EACH	10

### PVC-DWV FTG LESS PLUG CLEANOUT ADAPTERS

A3701	1 1/2 CLEANOUT FIT ADPT	EACH	50
A3702	2 CLEANOUT FIT ADAPTER	EACH	50
A3703	3 CLEANOUT FIT ADAPTER	EACH	25
A3704	4 CLEANOUT FIT ADAPTER	EACH	10
A3706	6 CLEANOUT FIT ADAPTER	EACH	10

### TWO-WAY CLEANOUT

A3724	4 TWO-WAY CLEANOUT	EACH	5
-------	--------------------	------	---

### PVC-DWV FTG CLEANOUT ADAPTERS W/ PLUGS

A3701A	1 1/2 C/O FIT ADP W/PLUG	EACH	50
A3702A	2 C/O FIT ADPT W/PLUG	EACH	25
A3703A	3 C/O FIT ADPT W/PLUG	EACH	25
A3704A	4 C/O FIT ADPT W/PLUG	EACH	10
A3706A	6 C/O FIT ADPT W/PLUG	EACH	10

### PVC-DWV FTG CLEANOUT TEES W/ PLUGS

A2114A	1 1/2 CLEANOUT TEE W/PLUG	EACH	10
A2115A	2 CLEANOUT TEE W/PLUG	EACH	10
A2116A	3 CLEANOUT TEE W/ PLUG	EACH	10
A2117A	4 CLEANOUT TEE W/ PLUG	EACH	5

### PVC-DWV LONG TURN TEE WYES

A4301	1 1/2 LONG TURN T WYE	EACH	50
A4302	2 LONG TURN TEE WYE	EACH	20
A4303	3 LONG TURN TEE WYE	EACH	10
A4304	4 LONG TURN TEE WYE	EACH	10
A4327	3 X 3 X 2 LNG TRN T WYE	EACH	10
A4338	4 X 4 X 3 LNGF TRN T WYE	EACH	5

### PVC-DWV REDUCING SANITARY STREET TEES

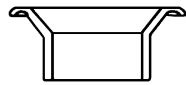
A5126	2 X 2 X 1 1/2 ST TEE	EACH	50
A5128	2 X 1 1/2 X 1 1/2 ST TEE	EACH	50
A5130	3 X 3 X 2 ST SAN TEE	EACH	20
A5131	3 X 3 X 1 1/2 ST SAN TEE	EACH	10




**Curtis**  
PIPE • VALVES • FITTINGS

# PVC-DWV SCH. 30 PVC-DWV FITTINGS

PART NO.	MFG.	INSIDE 3"	OVER 3"	INSIDE 4"	OVER 4"	FLUSH FIT
A3611M	LASCO					
A3613M	LASCO		✓	✓		
A3616M	LASCO	✓				
A3631	SIoux CHIEF		✓	✓		
A3632	LASCO		✓	✓		✓
A4855	LASCO				✓	✓
CF16P	JONES ST.	✓		✓		
A4500	LASCO				✓	
CF45	JONES		✓			
43557	OATEY		✓	✓		✓
43559	OATEY		✓	✓		✓
884-PTM	SIoux CHIEF		✓	✓		
887-GPM	SIoux CHIEF			✓		



Closet Flange  
Flg. x Metal Ring



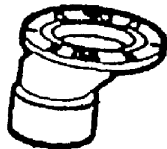
Closet Flange  
Hub x Metal Ring



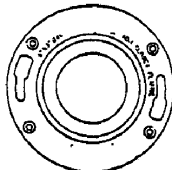
Closet Flange



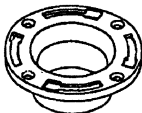
884-PTM



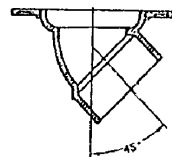
Offset Closet Flange



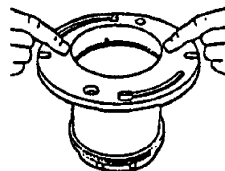
Closet Flange  
w/ 45° Discharge



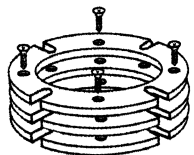
Closet Flange  
w/ Knock Out



887-GPM



Closet Flange  
Replacement



3-Pc. Kit  
Flanges, Bolts & Caulk

NUMBER

DESCRIPTION

U/M

PRICE

PKG/  
CASE

## PVC-DWV SANITARY STREET TEES

A5151	1 1/2 SAN. ST TEE	EACH	20
A5152	2 SAN. ST TEE	EACH	25
A5153	3 SAN. ST TEE	EACH	30
A5154	4 SAN. ST TEE	EACH	10

## PVC-DWV STREET WYES

A5303	3 STREET WYE	EACH	10
A5304	4 STREET WYE	EACH	10

## PVC-DWV CLOSET FLANGES W/ PLASTIC & METAL RINGS

A3611M	4 CLOSET FLANGE W/ADJ MR	EACH	25
A3614	4X3 CLST FLANGE W/ADJ PR	EACH	30
A3614M	4X3 CLST FLG HUB W/ADJ MR	EACH	25
A3616M	4X3 CLST FLG-SPGT W/MR	EACH	25

## PVC-DWV CLOSET FLANGES W/ KNOCK OUT

A3631	4X3 CLST FLG W/KO(883-PT	EACH	25
884-PTM	4X3 CLST FLG W/SS RING	EACH	25
886-P	3 HUB/INSIDE 4 FLUSH TO FLOOR	EACH	20
A3632	4X3 CLST FLG W/KO FLS FT	EACH	25
A4855	4 CLST FLANGE-HUB W/KO	EACH	25

## PVC-DWV CLOSET FLANGES PLASTIC COATED

A3633	4 SPG X 3 HUB CLST FLNG	EACH	25
-------	-------------------------	------	----

## PVC-DWV OFFSET CLOSET FLANGES W/ PLASTIC COATED METAL RING

A4500	4X3 OFFSET CLOSET FLANGE	EACH	25
-------	--------------------------	------	----

## CLOSET FLANGES W/ KNOCK OUT

CF16P	4X3 FLUSH CLST FLG W/KO	EACH	20
-------	-------------------------	------	----

## CLOSET FLANGES W/ 45° DISCHARGE

CF45	3 PVC 45 CL FLANGE	EACH	20
------	--------------------	------	----

## CLOSET FLANGE REPLACEMENTS

887-GPM	4 SPGT REP. CLST FLG W/SS	EACH	6
---------	---------------------------	------	---

## C.I. CLOSET FLANGE REPLACEMENTS

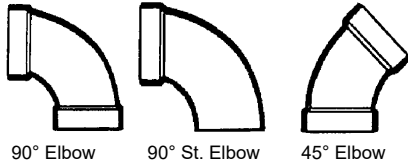
CF900P	4 SPGT COMP C.F. C.I. REP	EACH	12
--------	---------------------------	------	----

## CLOSET FLANGE EXTENSIONS

CF250P	CLOSET FLANGE EXT. BULK	EACH	12
CF300P	3PC (FLGS, BOLTS & CAULK)	EACH	12



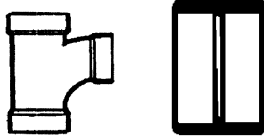
**PVC-DWV SCH. 30  
FITTINGS**




90° Elbow    90° St. Elbow    45° Elbow



45° St. Elbow    60° Elbow    22 1/2° Elbow



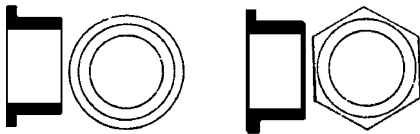
Reducing Sanitary Tee    A30140 Coupling



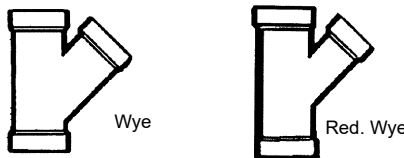
A30160 & A30161 Red. Coupling    Repair Coupling    A30150 Male Adapter



A30151 Female Adapter



A30164 Reducer Bushing    A35166 Reducer Bushing



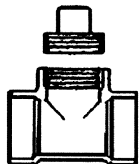
Wye    Red. Wye



Double Wye



A30250 Fitting Cleanout w/ Plug



Test Tee w/ Plug



Closet Flange

NUMBER	DESCRIPTION	U/M	PRICE	PKG/ CASE
--------	-------------	-----	-------	--------------

**PVC-DWV SCH. 30 ELBOWS**

A30100	3 90 ELBOW	EACH		20
A30101	3 90 ST ELBOW	EACH		20
A30110	3 45 ELBOW	EACH		20
A30111	3 45 ST ELBOW	EACH		20
A30200	3 60 ELBOW	EACH		20
A30210	3 22 1/2 ELBOW	EACH		20

**PVC-DWV SCH. 30 SANITARY TEES**

A30120	3 TEE	EACH		20
A30122	3 X 3 X 2 RED. TEE	EACH		20
A30124	3 X 3 X 1 1/2 RED. TEE	EACH		20

**PVC-DWV SCH. 30 COUPLINGS**

A30140	3 COUPLING	EACH		20
A30160	3 X 2 RED. COUPLING	EACH		20
A30161	3 X 1 1/2 RED. COUPLING	EACH		20

**PVC-DWV SCH. 30 REPAIR COUPLINGS**

A30133	3 REP COUPLING SCH 30	EACH		20
--------	-----------------------	------	--	----

**PVC-DWV SCH. 30 ADAPTERS**

A30150	3 MALE ADAPTER	EACH		20
--------	----------------	------	--	----

**PVC-DWV SCH. 30 ADAPTERS**

A30151	3 FEMALE ADPTR	EACH		20
--------	----------------	------	--	----

**PVC-DWV SCH. 30 BUSHINGS**

A30164	3 X 2 RED BUSHING	EACH		20
A30165	3 X 1 1/2 RED BUSHING	EACH		20
A30243	4 SCH 40 X 3 SCH 30 BUSH	EACH		20
A35166	3 SCH 40 X 3 SCH 30 BUSH	EACH		20

**PVC-DWV SCH. 30 WYES**

A30220	3 WYE	EACH		20
A30222	3 X 3 X 2 RED. WYE	EACH		20
A30224	3 X 3 X 1 1/2 RED. WYE	EACH		20

**PVC-DWV SCH. 30 DOUBLE WYES**

A30226	3 DOUBLE WYE	EACH		10
--------	--------------	------	--	----

**PVC-DWV SCH. 30 FTG CLEANOUTS / PLUG**

A30250	3 FIT CLEANOUT W/PLUG	EACH		20
A30252	3 FIT CLEANOUT W/O PLUG	EACH		20

**PVC-DWV SCH. 30 TEST TEES W/ PLUG**

A30351	3 TEST TEE W/PLUG	EACH		20
--------	-------------------	------	--	----

**PVC-DWV SCH. 30 CLOSET FLANGES**

A35240	3 X 4 CLOSET FLANGE	EACH		20
A30240K	3X4 CLOSET FL W/KNOCKOUT	EACH		20

**PVC-DWV SCH. 30 CAPS**

A30315	3 CAP SCH 30	EACH		20
--------	--------------	------	--	----



**Curtis**  
PIPE • VALVES • FITTINGS

## CPVC FITTINGS



90° Elbow




90° St. Elbow




45° Elbow



45° St. Elbow



S x S  
Drop Ear Elbow



S x FIP  
Drop Ear Elbow



Tee



Coupling



**Curtis**  
PIPE • VALVES • FITTINGS

NUMBER

DESCRIPTION

U/M PRICE

PKG/  
CASE

### CPVC ELBOWS

<b>A5010</b>	1/2 90 ELBOW-CPVC	EACH	50
<b>A7010</b>	3/4 90 ELBOW-CPVC	EACH	25
<b>A7021</b>	3/4 X 1/2 90 ELBOW-CPVC	EACH	25
<b>A9010</b>	1 90 ELBOW CPVC	EACH	10
<b>A1010</b>	1 1/4 90 ELBOW-CPVC	EACH	10
<b>A1150</b>	1 1/2 90 ELBOW-CPVC	EACH	5
<b>A1160</b>	2 90 ELBOW-CPVC	EACH	5

### CPVC 90° STREET ELBOWS

<b>A5020</b>	1/2 90° ST. ELBOW	EACH	25
<b>A7020</b>	3/4 90° ST. ELBOW	EACH	25
<b>A9021</b>	1 90 ST ELBOW CPVC	EACH	10

### CPVC 45° ELBOWS

<b>A5011</b>	1/2 45 ELBOW-CPVC	EACH	20
<b>A7011</b>	3/4 45 ELBOW-CPVC	EACH	25
<b>A9011</b>	1 45 ELBOW CPVC	EACH	10
<b>A1011</b>	1 1/4 45 ELBOW-CPVC	EACH	5

### CPVC 45° STREET ELBOWS

<b>A5026</b>	1/2 45 ST. ELBOW- CPVC	EACH	25
<b>A5346</b>	3/4 45 ST ELBOW CPVC	EACH	25
<b>A9026</b>	1 45 ST ELBOW CPVC	EACH	10

### CPVC DROP EAR ELBOWS

<b>A5019</b>	1/2 DROP EAR EL SXS	EACH	25
<b>A5021</b>	1/2 DROP EAR EL SXFIP	EACH	25
<b>A5127SS</b>	1/2 DROP EAR EL STAINLESS STEEL	EACH	25

### CPVC TEES

<b>A5012</b>	1/2 TEE-CPVC	EACH	50
<b>A7012</b>	3/4 TEE-CPVC	EACH	25
<b>A9012</b>	1 TEE CPVC	EACH	10
<b>A1012</b>	1 1/4 TEE-CPVC	EACH	5
<b>A1151</b>	1 1/2 TEE-CPVC	EACH	5
<b>A1151B</b>	1 1/2 X 1 1/2 X 1	EACH	5
<b>A1161</b>	2 TEE-CPVC	EACH	5
<b>A1161C</b>	2 X 2 X 1	EACH	5

### CPVC REDUCING TEES

<b>A7012A</b>	3/4 X 3/4 X 1/2 TEE	EACH	10
<b>A7012B</b>	3/4 X 1/2 X 1/2 TEE	EACH	10
<b>A7012C</b>	3/4 X 1/2 X 3/4 TEE	EACH	10
<b>A9012A</b>	1 X 1 X 3/4 TEE CPVC	EACH	10
<b>A1012A</b>	1 1/4 X 1 1/4 X 3/4 TEE	EACH	10
<b>A1012B</b>	1 1/4 X 1 1/4 X 1/2 TEE	EACH	10



## CPVC FITTINGS




SS x CPVC  
Male Hub Adapter



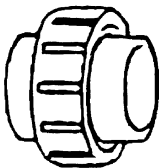
SS x CPVC Female  
Hub Adapter



A5013



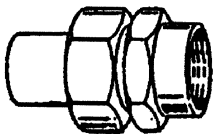
SLIP x SLIP  
Bushing



S x S Union



Transition Fitting



FIP x SOC  
Transition Union



Transition Union

NUMBER

DESCRIPTION

U/M PRICE

PKG/  
CASE

### MALE SS X CPVC HUB ADAPTERS

<b>A6023SS</b>	1/2 MIP (SS) X CTS	EACH	25
<b>A6033SS</b>	3/4 MIP (SS) X CTS	EACH	25
<b>A6043SS</b>	1MIP (SS) X CTS	EACH	25
<b>A6045SS</b>	1-1/4 (SS) X CTS	EACH	16
<b>A6046SS</b>	1-1/2 (SS) X CTS	EACH	16

### FEMALE SS X CPVC HUB ADAPTERS

<b>A6123SS</b>	1/2 FIP (SS) X CTS	EACH	25
<b>A6343SS</b>	3/4 FIP (SS) X CTS	EACH	25
<b>A6044SS</b>	1 FIP (SS) X CTS	EACH	25
<b>A6345SS</b>	1-1/4 FIP (SS) X CTS	EACH	16
<b>A6346SS</b>	1-1/2 FIP (SS) X CTS	EACH	16

### CPVC CAPS

<b>A5013</b>	1/2 CAP-CPVC	EACH	20
<b>A7013</b>	3/4 CAP-CPVC	EACH	10
<b>A9013</b>	1 CAP CPVC	EACH	10
<b>A1013</b>	1 1/4 CPVC CAP	EACH	10
<b>A1113</b>	1 1/2 CPVC CAP	EACH	10
<b>A1213</b>	2 CPVC CAP	EACH	10

### CPVC SLIP X SLIP BUSHINGS

<b>A5016</b>	3/4 X 1/2 BUSHING -CPVC	EACH	10
<b>A9016</b>	1 X 1/2 BUSHING -CPVC	EACH	10
<b>A9017</b>	1 X 3/4 BUSHING -CPVC	EACH	10
<b>A1017</b>	1 1/4 X 1 BUSHING-CPVC	EACH	5
<b>A1154</b>	1 1/2 X 1 1/4 BUSH.-CPVC	EACH	5
<b>A1155</b>	1 1/2 X 1 BUSHING -CPVC	EACH	5
<b>A1164</b>	2 X 1 1/2 BUSHING -CPVC	EACH	5
<b>A1165</b>	2 X 1 1/4 BUSHING -CPVC	EACH	5
<b>A1016</b>	1 1/4 X 1/2 BUSHING-CPVC	EACH	5
<b>A1018</b>	1 1/4 X 3/4 BUSHING-CPVC	EACH	5

### CPVC S X S UNIONS

<b>A5202</b>	1/2 SLXSL CPVC UNION	EACH	12
<b>A5203</b>	3/4 SLXSL CPVC UNION	EACH	12
<b>A5204</b>	1 SLXSL CPVC UNION	EACH	12

### CPVC TRANSITION/UNION FITTINGS

<b>A5175</b>	1/2 TRANSITION FITTING	EACH	25
<b>A7175</b>	3/4 TRANSITION FITTING	EACH	25
<b>A5180</b>	1/2 X 1/2 TRANS UNION	EACH	10
<b>A7180</b>	3/4 X 3/4 TRANS UNION	EACH	10
<b>A8122</b>	1/2 SOC X FIP TRANS UN	EACH	10
<b>A8342</b>	3/4 SOC X FIP TRANS UN	EACH	10
<b>A8124</b>	1/2 SWT X SOC TRANS UN	EACH	10
<b>A8344</b>	3/4 SWT X SOC TRANS UN	EACH	10



**Curtis**  
PIPE • VALVES • FITTINGS

## CPVC FITTINGS



Reducing Coupling



A5015




A5018



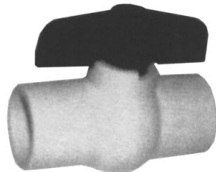
Tube Strap



Boiler Drain



Stop & Waste



Hot or Cold Ball Valve



CHA-0500

NUMBER

DESCRIPTION

U/M

PRICE

PKG/  
CASE

### CPVC COUPLINGS

A5014	1/2 COUPLING-CPVC	EACH	50
A7014	3/4 COUPLING-CPVC	EACH	25
A7016	3/4 X 1/2 RED COUPLING	EACH	10
A9014	1 COUPLING CPVC	EACH	10
A9019	1 X 3/4 RED. COUPLING	EACH	10
A1014	1 1/4 COUPLING-CPVC	EACH	5
A1152	1 1/2 COUPLING-CPVC	EACH	
A1162	2 COUPLING-CPVC	EACH	

### CPVC MALE ADAPTERS

A5015	1/2 MALE ADPT-CPVC	EACH	20
A7015	3/4 MALE ADPT-CPVC	EACH	10
A9015	1 MALE ADPT. CPVC	EACH	10
A1015	1 1/4 MALE ADPT-CPVC	EACH	5
A1153	1 1/2 MALE ADPTR-CPVC	EACH	
A1163	2 MALE ADAPTER-CPVC	EACH	

### CPVC FEMALE ADAPTERS

A5018	1/2 FEMALE ADPT-CPVC	EACH	25
A7018	3/4 FEMALE ADPT-CPVC	EACH	25
A9018	1 FEM X CPVC	EACH	10

### CPVC TUBE STRAPS

A5017	1/2 STRAP	EACH	100
A7017	3/4 STRAP	EACH	100

### CPVC BOILER DRAINS 150 LB PSI

A5083	1/2 BOILER DRAIN	EACH	36
A7084	3/4 BOILER DRAIN	EACH	36

### CPVC STOP & WASTES 150 LB PSI

A5095	1/2 STOP & WASTE	EACH	36
A7096	3/4 STOP & WASTE	EACH	36

### FULL PORT CPVC HOT OR COLD BALL VALVES

A7019	1/2 FULL PORT BALL VALVE	EACH	36
A8019	3/4 FULL PORT BALL VALVE	EACH	36
A9020	1 FULL PORT BALL VALVE	EACH	18
A1770	1 1/4 FULL PORT BALL VL	EACH	4
A1780	1 1/2 FULL PORT BALL VL	EACH	4
A1790	2 FULL PORT BALL VALVE	EACH	2


### CPVC MINI-RESTERS

CHA-0500	1/2 CPVC-MINI RESTER	EACH	50
----------	----------------------	------	----

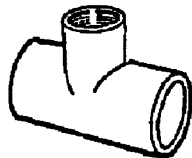


**Curtis**  
PIPE • VALVES • FITTINGS


## PVC SCH. 40 PRESSURE FITTINGS




SLIP Tee




SLIP x FIP Tee  
402-005



SLIP 90° Elbow



SLIP x FIP 90° Elbow



SP x SLIP 90° Street Elbow

NUMBER

DESCRIPTION

U/M PRICE

PKG/  
CASE

### PVC SCH. 40 S X S X S TEES

401-005	1/2 TEE	EACH	50
401-007	3/4 TEE	EACH	50
401-010	1 TEE	EACH	50
401-012	1 1/4 TEE	EACH	25
401-015	1 1/2 TEE	EACH	25
401-020	2 TEE	EACH	25
401-025	2 1/2 TEE	EACH	10
401-030	3 TEE	EACH	10
401-040	4 TEE	EACH	6
401-074	1/2 X 1/2 X 3/4 TEE	EACH	50
401-095	3/4 X 1/2 X 3/4 TEE	EACH	50
401-101	3/4 X 3/4 X 1/2 TEE	EACH	50
401-130	1 X 1 X 1/2 TEE	EACH	50
401-131	1 X 1 X 3/4 TEE	EACH	50
401-251	2 X 2 X 1 1/2 TEE	EACH	10
402-005	1/2 X 1/2 X 1/2 FIP TEE	EACH	50

### PVC SCH. 40 S X S 90° ELBOWS

406-005	1/2 90 ELBOW	EACH	50
406-007	3/4 90 ELBOW	EACH	50
406-010	1 90 ELBOW	EACH	50
406-012	1 1/4 90 ELBOW	EACH	25
406-015	1 1/2 90 ELBOW	EACH	25
406-020	2 90 ELBOW	EACH	25
406-025	2 1/2 90 ELBOW	EACH	10
406-030	3 90 ELBOW	EACH	10
406-040	4' 90 ELBOW	EACH	8
406-101	3/4 X 1/2 RED. 90 ELBOW	EACH	50
406-131	1 X 3/4 RED. 90 ELBOW	EACH	50
406-251	2 X 1 1/2 RED 90 ELBOW	EACH	10

### PVC SCH. 40 S X FIP 90° ELBOWS

407-007	3/4 SOC X 3/4 FIP 90 EL	EACH	50
407-010	1 SOC X 1 FIP 90 ELBOW	EACH	50
407-020	2 SOC X 2 FIP 90 ELBOW	EACH	10

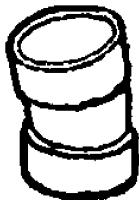
### PVC SCH. 40 SPG X 90° STREET ELBOWS

409-005	1/2 90 ST. ELBOW	EACH	50
409-007	3/4 90 ST. ELBOW	EACH	50
409-010	1 90 ST. ELBOW	EACH	50
409-015	1 1/2 90 ST. ELBOW	EACH	25
409-020	2 90 ST. ELBOW	EACH	10

## PVC SCH. 40 PRESSURE FITTINGS



SLIP x MIP  
90° Elbow




22 1/2° Elbow



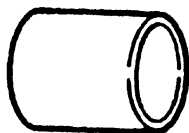
SLIP 45° Elbow



SP X SLIP 45° Street  
Elbow



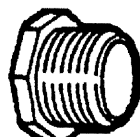
SLIP Cross



Coupling



Threaded Coupling



MIP Plug

NUMBER

DESCRIPTION

U/M PRICE

PKG/  
CASE

### PVC SCH. 40 S X MIP 90° ELBOWS

410-005	1/2 SOC X MIP 90 ELBOW	EACH	50
410-007	3/4 SOC X MIP 90 ELBOW	EACH	50

### PVC SCH. 40 22 1/2° ELBOW S X S

416-020	2 22 1/2 ELBOW SOC	EACH	10
---------	--------------------	------	----

### PVC SCH. 40 S X S 45° ELBOWS

417-005	1/2 45 ELBOW	EACH	50
417-007	3/4 45 ELBOW	EACH	50
417-010	1 45 ELBOW	EACH	50
417-012	1 1/4 45 ELBOW	EACH	25
417-015	1 1/2 45 ELBOW	EACH	25
417-020	2 45 ELBOW	EACH	10
417-025	2 1/2 45 ELBOW	EACH	10
417-030	3 45 ELBOW	EACH	5

### PVC SCH. 40 SPG X 45° STREET ELBOWS

423-015	1-1/2 45 ST. ELBOW	EACH	25
427-007	3/4 ST 45 ELBOW	EACH	50

### PVC SCH. 40 S X S X S X S CROSSES

420-007	3/4 CROSS	EACH	50
420-010	1 CROSS	EACH	50
420-020	2 CROSS	EACH	10
420-030	3 CROSS	EACH	5
420-040	4 CROSS	EACH	4

### PVC SCH. 40 S X S COUPLINGS

429-005	1/2 COUPLING	EACH	50
429-007	3/4 COUPLING	EACH	50
429-010	1 COUPLING	EACH	50
429-012	1 1/4 COUPLING	EACH	25
429-015	1 1/2 COUPLING	EACH	25
429-020	2 COUPLING	EACH	25
429-025	2 1/2 COUPLING	EACH	10
429-030	3 COUPLING	EACH	10

### PVC SCH. 40 T X T COUPLINGS

430-007	3/4 FIP X FIP COUPLING	EACH	50
430-010	1 FIP X FIP COUPLING	EACH	50


### PVC SCH. 40 MIP PLUGS

450-005	1/2 MIP PLUG PVC	EACH	50
450-007	3/4 MIP PLUG PVC	EACH	50
450-010	1 MIP PLUG PVC	EACH	50




**Curtis**  
PIPE • VALVES • FITTINGS


## PVC SCH. 40 PRESSURE FITTINGS



SLIP x FIP  
Female Adapter



LONGER-DEEP SOCKET  
Deep Socket Coupling



SLIP x MIP  
Male Adapter

NUMBER

DESCRIPTION

U/M PRICE

PKG/  
CASE

### PVC SCH. 40 SLIP X FIP FEMALE ADAPTERS

435-005	1/2 FEMALE ADAPTER	EACH	50
435-007	3/4 FEMALE ADAPTER	EACH	50
435-010	1 FEMALE ADAPTER	EACH	50
435-012	1 1/4 FEMALE ADAPTER	EACH	50
435-015	1 1/2 FEMALE ADAPTER	EACH	25
435-020	2 FEMALE ADAPTER	EACH	25
435-101	3/4 SOC X 1/2 FIP ADPTR	EACH	50
435-102	3/4 SOC X 1 FIP ADPTR	EACH	50
435-131	1 SOC X 3/4 FIP ADPTR	EACH	50

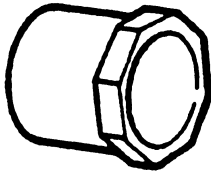
### PVC SCH. 40 S X S DEEP SOCKET COUPLINGS

479-015	1 1/2 SCH40 DEEP SOCKET	EACH	50
479-020	2 SCH40 DEEP SOCKET	EACH	60
479-030	3 SCH40 DEEP SOCKET	EACH	15
479-040	4 SCH40 DEEP SOCKET	EACH	8

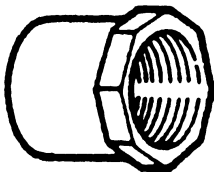
### PVC SCH. 40 MT X S MALE ADAPTERS

436-005	1/2 MALE ADAPTER	EACH	50
436-007	3/4 MALE ADAPTER	EACH	50
436-010	1 MALE ADAPTER	EACH	50
436-012	1 1/4 MALE ADAPTER	EACH	25
436-015	1 1/2 MALE ADAPTER	EACH	25
436-020	2 MALE ADAPTER	EACH	25
436-074	3/4 SOC X 1/2 MIP ADPTR	EACH	50
436-101	1/2 SOC X 3/4 MIP ADPTR	EACH	50
436-102	1 SOC X 3/4 MIP ADPTR	EACH	50
436-131	3/4 SOC X 1 MIP ADPTR	EACH	50
436-132	1 1/4 SOC X 1 MIP ADPTR	EACH	25
436-169	1 1/2SOC X 1 1/4MIP ADPT	EACH	25
436-212	1 1/4SOC X 1 1/2MIP ADPT	EACH	25

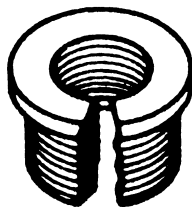
## PVC SCH. 40 PRESSURE FITTINGS



SP x SLIP  
Reducer Bushing



SP x FIPT  
Reducer Bushing



M x F  
Reducer Bushing



**Curtis**  
PIPE • VALVES • FITTINGS

NUMBER	DESCRIPTION	U/M	PRICE	PKG/ CASE
--------	-------------	-----	-------	--------------

### PVC SCH. 40 SPG X S REDUCER BUSHINGS

437-101	3/4 X 1/2 BUSHING	EACH		50
437-130	1 X 1/2 BUSHING	EACH		50
437-131	1 X 3/4 BUSHING	EACH		50
437-167	1 1/4 X 3/4 BUSHING	EACH		25
437-168	1 1/4 X 1 BUSHING	EACH		25
437-210	1 1/2 X 3/4 BUSHING	EACH		25
437-211	1 1/2 X 1 BUSHING	EACH		25
437-212	1 1/2 X 1 1/4 BUSHING	EACH		25
437-247	2 X 1/2 BUSHING	EACH		10
437-248	2 X 3/4 BUSHING	EACH		10
437-249	2 X 1 BUSHING	EACH		10
437-250	2 X 1 1/4 BUSHING	EACH		10
437-251	2 X 1 1/2 BUSHING	EACH		10
437-292	2 1/2 X 2 BUSHING	EACH		10
437-337	3 X 1 1/2 BUSHING	EACH		10
437-338	3 X 2 BUSHING	EACH		10
437-339	3 X 2 1/2 BUSHING	EACH		10
437-420	4 X 2 BUSHING	EACH		10

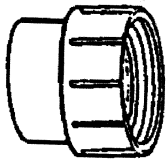
### PVC SCH. 40 SPG X T REDUCER BUSHINGS

438-072	1/2 SP X 1/4 FIP BUSH	EACH		50
438-073	1/2 SP X 3/8 FIP BUSH	EACH		50
438-098	3/4 SP X 1/4 FIP BUSH	EACH		50
438-101	3/4 SP X 1/2 FIP BUSH	EACH		50
438-130	1 SPGT X 1/2 FIP BUSH	EACH		50
438-131	1 SPGT X 3/4 FIP BUSH	EACH		50
438-167	1 1/4 SP X 3/4 FIP BUSH	EACH		25
438-209	1 1/2 SP X 1/2 FIP BUSH	EACH		25
438-210	1 1/2 SP X 3/4 FIP BUSH	EACH		25
438-211	1 1/2 SPGT X 1 FIP BUSH	EACH		25
438-212	1 1/2 SP X 1 1/4 FIP BSH	EACH		25
438-247	2 SPGT X 1/2 FIP BUSH	EACH		10
438-248	2 SPGT X 3/4 FIP BUSH	EACH		10
438-249	2 SPGT X FIP BUSHING	EACH		10
438-250	2 SPGT X 1 1/4 FIP BUSH	EACH		10
438-251	2 SPGT X 1 1/2 FIP BUSH	EACH		10

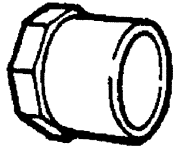
### PVC SCH. 40 MT X T REDUCER BUSHINGS

439-052	3/8 MIP X 1/4 FIP BUSH	EACH		50
439-072	1/2 MIP X 1/4 FIP BUSH	EACH		50
439-073	1/2 MIP X 3/8 FIP BUSH	EACH		50
439-098	3/4 MIP X 1/4 FIP BUSH	EACH		50
439-099	3/4 MIP X 3/8 FIP BUSH	EACH		50
439-101	3/4 MIP X 1/2 FIP BUSH	EACH		50
439-130	1 MIP X 1/2 FIP BUSH	EACH		50
439-131	1 MIP X 3/4 FIP BUSH	EACH		50
439-167	1 1/4 MIP X 3/4 FIP BUSH	EACH		25
439-168	1 1/4 MIP X 1 FIP BUSH	EACH		25
439-210	1 1/2 MIP X 3/4 FIP BUSH	EACH		25
439-212	1 1/2 MIP X 1 1/4 FIP BUSH	EACH		25
439-292	2 1/2 MIP X 2 FIP BUSH	EACH		10

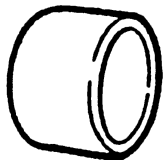
## PVC SCH. 40 PRESSURE FITTINGS



SP x FIPT  
Female Adapter



Spigot Plug

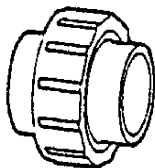


SLIP Cap

**FOR OTHER SIZES  
1-1/2 to 6  
SEE CAP PAGE F8**



FIP Cap



S x S Union



Condensate P-Trap



474-015



NUMBER	DESCRIPTION	U/M	PRICE	PKG/ CASE
--------	-------------	-----	-------	--------------

### PVC SCH. 40 SPG X T FEMALE ADAPTERS

478-005	1/2 SPIG X 1/2 FIP ADPTR	EACH		50
---------	--------------------------	------	--	----

### PVC SCH. 40 SPIGOT PLUGS

449-005	1/2 PLUG SPIGOT	EACH		50
449-007	3/4 PLUG SPIGOT	EACH		50
449-010	1 PLUG SPIGOT	EACH		50

### PVC SCH. 40 SLIP CAPS

447-005	1/2 CAP	EACH		50
447-007	3/4 CAP	EACH		50
447-010	1 CAP	EACH		50
447-025	2 1/2 CAP	EACH		10

### PVC SCH. 40 FIP CAPS

448-007	3/4 FIP PVC CAP	EACH		50
---------	-----------------	------	--	----

### PVC SCH. 40 S X S UNIONS

457-005	1/2 SL X SL UNION	EACH		10
457-007	3/4 SL X SL UNION	EACH		10
457-010	1 SL X SL UNION	EACH		10
457-012	1 1/4 SL X SL UNION	EACH		5
457-015	1 1/2 SL X SL UNION	EACH		5
457-020	2 SL X SL UNION	EACH		5

### PVC SCH. 40 CONDENSATE P-TRAPS

489-005	1/2 CONDENSATE P-TRAP	EACH		50
489-007	3/4 CONDENSATE P-TRAP	EACH		50

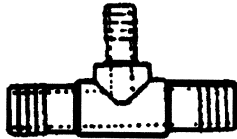
### PVC SCH. 40 BARB X SLIP ADAPTERS

474-015	1-1/2 BARB X SLIP	EACH		25
474-020	2 BARB X SLIP	EACH		25

## PVC INSERT FITTINGS



Insert Tee



Reducing Insert Tee



Female Insert Tee



Male Insert Tee



90° Elbow



90° Female Elbow



90° Male Elbow

NUMBER

DESCRIPTION

U/M

PRICE

PKG/  
CASE

### PVC INSERT TEES

1401-F	1/2 TEE-INSERT	EACH	50
1401-K	3/4 TEE-INSERT	EACH	50
1401-M	1 TEE-INSERT	EACH	25
1401-Q	1 1/4 TEE-INSERT	EACH	10
1401-R	1 1/2 TEE-INSERT	EACH	10

### PVC REDUCING INSERT TEES

1401-KKF	3/4X3/4X1/2 RED TEE-INST	EACH	25
1401-MMF	1 X 1 X 1/2 RED TEE-INSR	EACH	25
1401-MMK	1 X 1 X 3/4 RED TEE-INSR	EACH	25
1401-QQK	1 1/4 X 1 1/4 X 3/4 RED TEE	EACH	25
1401-QQM	1 1/4 X 1 1/4 X 1 RED TEE	EACH	25

### PVC INSERT X FEMALE TEES

1402-FFF	1/2 INS X INS 1/2 X 1/2 FIP TEE	EACH	50
1402-KKF	3/4 INS X 3/4 INS X 1/2 FIP TEE	EACH	25
1402-KKK	3/4 INS X 3/4 INS X 3/4 FIP TEE	EACH	50
1402-MMF	1 INS X 1 INS X 1/2 FIP TEE	EACH	25
1402-MMK	1 INS X 1 INS X 3/4 FIP TEE	EACH	25
1402-QQF	1 1/4 INS X 1 1/4 INS X 1/2 FIP TEE	EACH	25
1402-QQK	1 1/4 INS X 1 1/4 INS X 3/4 FIP TEE	EACH	25

### PVC INSERT X MALE TEES

1403-F	1/2 INS X 1/2 INS X 1/2 MIP TEE	EACH	50
1403-M	1 INS X 1 INS X 1 MIP TEE	EACH	25
1403-R	1 1/2 INS X 1 1/2 INS X 1 1/2 MIP TEE	EACH	10

### PVC INSERT 90° ELBOWS

1406-F	1/2 90 ELBOW-INSERT	EACH	50
1406-K	3/4 90 ELBOW-INSERT	EACH	50
1406-M	1 90 ELBOW-INSERT	EACH	25
1406-Q	1 1/4 90 ELBOW-INSERT	EACH	10
1406-R	1 1/2 90 ELBOW-INSERT	EACH	10

### PVC INSERT X FEMALE 90° ELBOWS

1407-KF	3/4 INS X 1/2 FIP ELBOW	EACH	50
1407-KK	3/4 INS X 3/4 FIP ELBOW	EACH	50
1407-MF	1 INS X 1/2 FIP ELBOW	EACH	25
1407-MK	1 INS X 3/4 FIP ELBOW	EACH	25
1407-MM	1 INS X 1 FIP ELBOW	EACH	25
1407-QK	1 1/4 INS X 3/4 FIP ELBOW	EACH	25
1407-R	1 1/2 INS X 1 1/2 FIP ELBOW	EACH	10

### PVC INSERT X MALE 90° ELBOWS

1413-F	1/2 INS X 1/2 MIP ELBOW	EACH	50
1413-K	3/4 INS X 3/4 MIP ELBOW	EACH	50
1413-M	1 INS X 1 MIP ELBOW	EACH	25
1413-Q	1 1/4 INS X 1 1/4 MIP ELBOW	EACH	10
1413-R	1 1/2 INS X 1 1/2 MIP ELBOW	EACH	10
1413-S	2 INS X 2 MIP ELBOW	EACH	10



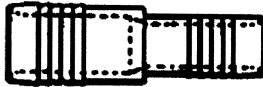
**Curtis**  
PIPE • VALVES • FITTINGS



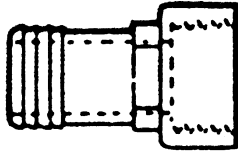
## PVC INSERT FITTINGS



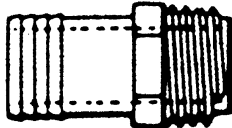
Coupling



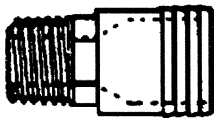
Reducing Coupling



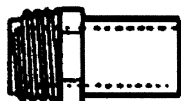
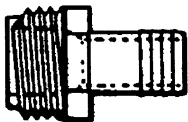
Female Adapter



Male Adapter



Reducing Male Adapters



Pool Adapter

NUMBER

DESCRIPTION

U/M

PRICE

PKG/  
CASE

### PVC INSERT COUPLINGS

1429-F	1/2 INS COUPLING	EACH	50
1429-K	3/4 INS COUPLING	EACH	50
1429-M	1 COUPLING	EACH	50
1429-Q	1 1/4 INS COUPLING	EACH	25
1429-R	1 1/2 INS COUPLING	EACH	25
1429-S	2 INS COUPLING	EACH	10

### PVC INSERT REDUCING COUPLINGS

1429-KF	3/4 INS X 1/2 INS CPLG	EACH	50
1429-MK	1 INS X 3/4 INS CPLG	EACH	50
1429-QM	1 1/4 INS X 1 INS CPLG	EACH	25
1429-RQ	1 1/2 INS X 1 1/4 INS CPLG	EACH	25

### PVC INSERT FEMALE ADAPTERS

1435-F	1/2 INS X 1/2 FIP ADPTR	EACH	30
1435-K	3/4 INS X 3/4 FIP ADPTR	EACH	30
1435-M	1 INS X 1 FIP ADAPTER	EACH	30
1435-Q	1 1/4 INS X 1 1/4 FIP ADPT	EACH	25
1435-R	1 1/2 INS X 1 1/2 FIP ADPT	EACH	15

### PVC INSERT MALE ADAPTERS

1436-F	1/2 INS X 1/2 MIP ADPTR	EACH	50
1436-K	3/4 INS X 3/4 MIP ADPTR	EACH	50
1436-M	1 INS X 1 MIP ADAPTER	EACH	40
1436-Q	1 1/4 INS X 1 1/4 MIP ADPT	EACH	20
1436-R	1 1/2 INS X 1 1/2 MIP ADPT	EACH	20
1436-S	2 INS X 2 MIP ADAPTER	EACH	10

### PVC INSERT REDUCING MALE ADAPTERS

1436-FK	1/2 MIP X 3/4 INS ADPTR	EACH	50
1436-FM	1 MIP X 1/2 INS ADAPTER	EACH	50
1436-KF	3/4 MIP X 1/2 INS ADPT	EACH	50
1436-KM	3/4 MIP X 1 INS ADAPTER	EACH	50
1436-QR	1 1/4 MIP X 1 1/2 INS ADPT	EACH	10
1437-MK	1 MIP X 3/4 INS ADAPTER	EACH	30
1437-RQ	1 1/2 MIP X 1 1/4 INS ADPT	EACH	20

### PVC INSERT POOL ADAPTERS

1436-RQ	1 1/2 MIP X 1 1/4 IN ADPT	EACH	25
---------	---------------------------	------	----



## PEX TUBING



PEX Hot/Cold White Tubing Coils



PEX Tubing Lengths

### Merflex PEX OT is approved for use with the following fitting systems:

- F1807 – brass crimp fittings
- F1960 – expansion style fittings
- F2080 – expansion style fittings
- F2098 – stainless steel clamp fittings
- F2159 – poly crimp fittings
- ASSE 1061 – push-fit fittings

### Merflex PEX OT listings and approvals include:

- NSF Standard 61: Drinking Water System Components – Health Effects
- NSF Standard 14: Drinking Water System Components – Performance
- ASME Standard: Flexible Water Connectors – A112.18.6
- Plastic Pipe Institute (PPI) Hydrostatic Stress Board, TR-4/2000 Listing, Standard Grade @ 73° F. (23° C.) HDB 1250 psi, 180° F. (83° C.) HDB 800 psi and 200° F. (93° C.) HDB 630 psi.
- CSA Standard B137.5 – Crosslinked Polyethylene Tubing Systems for Pressure Applications
- CSA Standard B125-93 – Plumbing Fittings, Certificate of Compliance
- U.P. Code
- PEX 5006 rating – the highest chlorine resistance rating possible
- ASTM F876-17: Standard Specification for Crosslinked Polyethylene (PEX) Tubing
- ASTM F877-11a: Standard Specification for Crosslinked Polyethylene (PEX) Tubing – Hot and Cold-Water Distribution Systems



NUMBER

DESCRIPTION

U/M PRICE

PKG/  
CASE

### BARRIER PEX EXPANDABLE TUBING – CTS COILS – F1960/F1807

EPX12300B	1/2 X300' BARRIER PEX EXPANDABLE	FT
EPX12600B	1/2 X600' BARRIER PEX EXPANDABLE	FT
EPX121200B	1/2 X1200' BARRIER PEX EXPANDABLE	FT
EPX34300B	3/4 X300' BARRIER PEX EXPANDABLE	FT
EPX34600B	3/4 X600' BARRIER PEX EXPANDABLE	FT

### WHITE PEX EXPANDABLE TUBING – CTS COILS – F1960/F1807

EPX14WC100	1/4 X 100' WHITE PEX EXPANDABLE	FT
EPX38WC100	3/8 X 100' WHITE PEX EXPANDABLE	FT
EPX12WS10	1/2 X10' WHITE PEX EXPANDABLE	FT
EPX12WS20	1/2 X20' WHITE PEX EXPANDABLE	FT
EPX12WC100	1/2 X100' WHITE PEX EXPANDABLE	FT
EPX12WC300	1/2 X300' WHITE PEX EXPANDABLE	FT
EPX12WC500	1/2 X500' WHITE PEX EXPANDABLE	FT
EPX34WS10	3/4 X10' WHITE PEX EXPANDABLE	FT
EPX34WS20	3/4 X20' WHITE PEX EXPANDABLE	FT
EPX34WC100	3/4 X100' WHITE PEX EXPANDABLE	FT
EPX34WC300	3/4 X300' WHITE PEX EXPANDABLE	FT
EPX34WC500	3/4 X500' WHITE PEX EXPANDABLE	FT
EPX1WS10	1 X10' WHITE PEX EXPANDABLE	FT
EPX1WS20	1 X20' WHITE PEX EXPANDABLE	FT
EPX1WC100	1 X100' WHITE PEX EXPANDABLE	FT

### BLUE PEX EXPANDABLE TUBING – CTS COILS – F1960/F1807

EPX12BS10	1/2 X10' BLUE PEX EXPANDABLE	FT
EPX12BS20	1/2 X20' BLUE PEX EXPANDABLE	FT
EPX12BC100	1/2 X100' BLUE PEX EXPANDABLE	FT
EPX12BC300	1/2 X300' BLUE PEX EXPANDABLE	FT
EPX12BC500	1/2 X500' BLUE PEX EXPANDABLE	FT
EPX34BS10	3/4 X10' BLUE PEX EXPANDABLE	FT
EPX34BS20	3/4 X20' BLUE PEX EXPANDABLE	FT
EPX34BC100	3/4 X100' BLUE PEX EXPANDABLE	FT
EPX34BC300	3/4 X300' BLUE PEX EXPANDABLE	FT
EPX34BC500	3/4 X500' BLUE PEX EXPANDABLE	FT
EPX1BS10	1 X10' BLUE PEX EXPANDABLE	FT
EPX1BS20	1 X20' BLUE PEX EXPANDABLE	FT
EPX1BC100	1 X100' BLUE PEX EXPANDABLE	FT

### RED PEX EXPANDABLE TUBING – CTS COILS – F1960/F1807

EPX12RS10	1/2 X10' RED PEX EXPANDABLE	FT
EPX12RS20	1/2 X20' RED PEX EXPANDABLE	FT
EPX12RC100	1/2 X 100' RED PEX EXPANDABLE	FT
EPX12RC300	1/2 X 300' RED PEX EXPANDABLE	FT
EPX12RC500	1/2 X500' RED PEX EXPANDABLE	FT
EPX34RS10	3/4 X10' RED PEX EXPANDABLE	FT
EPX34RS20	3/4 X20' RED PEX EXPANDABLE	FT
EPX34RC100	3/4 X100' RED PEX EXPANDABLE	FT
EPX34RC300	3/4 X300' RED PEX EXPANDABLE	FT
EPX34RC500	3/4 X500' RED PEX EXPANDABLE	FT
EPX1RS10	1 X10' RED PEX EXPANDABLE	FT
EPX1RS20	1 X12' RED PEX EXPANDABLE	FT
EPX1RC100	1 X100' RED PEX EXPANDABLE	FT

## F1807 PEX FITTINGS



PXT333



PXE33




PXE33DE



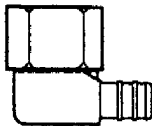
PXC33



PXS33BT



PXNS44BT



PXSE33BT

NUMBER

DESCRIPTION

U/M PRICE

PKG/  
CASE

### PEX BRASS CRIMP TEES

<b>PXT333</b>	1/2 BARB TEE	EACH	50/50
<b>PXT334</b>	1/2 X 1/2 X 3/4 BARB TEE	EACH	25/25
<b>PXT433</b>	3/4 X 1/2 X 1/2 BARB TEE	EACH	50/50
<b>PXT434</b>	3/4 X 1/2 X 3/4 BARB TEE	EACH	25/25
<b>PXT443</b>	3/4 X 3/4 X 1/2 BARB TEE	EACH	50/50
<b>PXT444</b>	3/4 BARB TEE	EACH	50/50
<b>PXT544</b>	1 X 3/4 X 3/4 BARB TEE	EACH	25/10
<b>PXT553</b>	1 X 1 X 1/2 BARB TEE	EACH	25/100
<b>PXT554</b>	1 X 1 X 3/4 BARB TEE	EACH	25/10
<b>PXT555</b>	1 BARB TEE	EACH	25/100

### PEX BRASS CRIMP ELBOWS

<b>PXE33</b>	1/2 BARB ELBOW	EACH	100/1000
<b>PXE43</b>	3/4 X 1/2 BARB ELBOW	EACH	50/500
<b>PXE44</b>	3/4 BARB ELBOW	EACH	50/500
<b>PXE55</b>	1 BARB ELBOW	EACH	25/100
<b>PXE33BT</b>	1/2 BARB X 1/2 MPT ELBOW	EACH	25/150
<b>PXE44BT</b>	3/4 BARB X 3/4 MPT ELBOW	EACH	10/50
<b>PXE45BT</b>	3/4 BARB X 1 MPT ELBOW	EACH	10/50
<b>PXE33DE</b>	1/2 BARB X 1/2 FPT DR EL	EACH	10/50

### PEX BRASS CRIMP COUPLINGS

<b>PXC33</b>	1/2 BARB COUPLING	EACH	50/500
<b>PXC43</b>	3/4 X 1/2 BARB COUPLING	EACH	50/500
<b>PXC44</b>	3/4 BARB COUPLING	EACH	50/250
<b>PXC54</b>	1X 3/4 BARB COUPLING	EACH	
<b>PXC55</b>	1 BARB COUPLING	EACH	50/250

### PEX BRASS CRIMP FEMALE SWIVELS

<b>PXS33BT</b>	1/2 BRB X 1/2 FIP SWIVEL	EACH	100/500
<b>PXS44BT</b>	3/4 BRB X 3/4 FIP SWIVEL	EACH	50/250
<b>PXS45BT</b>	3/4 BRB X 1 FIP SWIVEL BRASS NUT 2PC	EACH	


### PEX BRASS CRIMP FEMALE ADAPTERS

<b>PXNS33BT</b>	1/2 BARB X 1/2 FPT ADAPTER	EACH	50/250
<b>PXNS44BT</b>	3/4 BARB X 3/4 FPT ADAPTER	EACH	50/250
<b>PXNS45BT</b>	3/4 BARB X 1 FIP ADAPTER	EACH	15
<b>PXNS55BT</b>	1 BARB X 1 FPT ADAPTER	EACH	5

### PEX BRASS CRIMP SWIVEL ELBOWS

<b>PXSE33BT</b>	1/2BRB X 1/2FIP SWVL EL	EACH	50/250
-----------------	-------------------------	------	--------

# F1807 PEX FITTINGS



PXA44BT



PXAM33BSW - Male Sweat



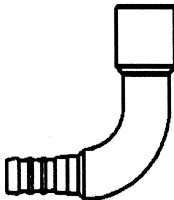
644X32



PXAF33BSW - Female Sweat



645XC23



PXE33MS



PXBC33



PXP4



AHAD43



AHAD1 - AHAD4



PX01370



Ratchet Crimp



A6452



NUMBER

DESCRIPTION

U/M

PRICE

PKG/  
CASE

## PEX BRASS CRIMP MALE ADAPTERS

PXA33BT	1/2 BARB X 1/2 MPT ADPT.	EACH	50/250
PXA34BT	1/2 BARB X 3/4 MPT ADPT.	EACH	50/250
PXA43BT	3/4 BARB X 1/2 MPT ADPT.	EACH	50/250
PXA44BT	3/4 BARB X 3/4 MPT ADPT.	EACH	50/250
PXA45BT	3/4 BARB X 1 MPT ADAPT.	EACH	25/100
PXA54BT	1 BARB X 3/4 MPT ADAPT.	EACH	25/100
PXA55BT	1 BARB X 1 MPT ADAPT.	EACH	25/100

## COPPER STRAIGHT ADAPTER

644X2	1/2"FM SWT X 1/2 BARB-COPPER	EACH	
643X23	1/2 MA SWT X 3/4 BARB-COPPER	EACH	50
644X3	3/4 FM SWT X 3/4 BARB-COPPER	EACH	50
644X32	3/4"FM SWT X 1/2 BARB COPPER	EACH	
644X34	3/4 FM SWT X 1 BARB-COPPER	EACH	1/25
644X4	1 FM SWT X 1 BARB-COPPER	EACH	25
644X43	1 FM SWT X 3/4 BARB-COPPER	EACH	
643X2	1/2 MA.SWT X 1/2BARB-COPPER	EACH	
643X3	3/4 MA.SWT X 3/4 BARB-COPPER	EACH	
643X4	1 MA.SWT X 1 BARB-COPPER	EACH	

## PEX BRASS CRIMP SWEAT ADAPTER COUPLINGS

PXAF33BSW	1/2FM SWT X 1/2 BRB CPLG	EACH	50/500
PXAF44BSW	3/4FM SWT X 3/4 BRB CPLG	EACH	50/250
PXAF55BSW	1 FM SW X 1 BARB COUP	EACH	15
PXAM33BSW	1/2MA SWT X 1/2 BRB CPLG	EACH	50/500
PXAM44BSW	3/4MA SWT X 3/4 BRB CPLG	EACH	50/250
PXAM55BSW	1 MA SWT X 1 BARB CPLG	EACH	25/100

## CPVC COUPLING ADAPTER

645XC23	1/2 PEX X 3/4 CPVC	EACH	50
---------	--------------------	------	----

## PEX COPPER CRIMP SWEAT ADAPTER ELBOWS

PXE33FS	1/2 BRB X FEM SWT ELBOW	EACH	50/500
PXE33MS	1/2 BRB X MALE SWT ELBOW	EACH	25/250
PXE44FS	3/4 BRB X FEM SWT ELBOW	EACH	50/500
PXE44MS	3/4 BRB X MALE SWT ELBOW	EACH	25/250

## PEX BRASS CRIMP POLYBUTYLENE X PEX TRANSITION COUPLINGS

PXBC33	1/2PB X 1/2PEX COUPLING	EACH	100/800
PXBC44	3/4PB X 3/4PEX COUPLING	EACH	50/400

## PEX BRASS CRIMP TEST PLUGS

PXP3	1/2 TEST PLUG	EACH	100/1000
PXP4	3/4 TEST PLUG	EACH	100/50
PXP5	1 TEST PLUG	EACH	50/250

## CRIMP TOOLS FOR PEX TUBING

AHAD3	1/2 -12 1/4 LGTH	EACH	
AHAD3-C	1/2 COMPACT CRIMP TOOL	EACH	1
AHAD4	3/4 -12 3/4 LGTH	EACH	1
AHAD4-C	3/4 COMPACT CRIMP TOOL	EACH	1
AHAD43	3/4 & 1/2 -16 1/2 LGTH	EACH	1
AHAD1	1 -16 LGTH	EACH	

## PEX X CPVC ADAPTERS

A6452	1/2 PEX X 1/2 CPVC SOC	EACH	50
A6453	3/4 PEX X 3/4 CPVC SOC	EACH	50
A6454	1 PEX X 1 CPVC SOC ADPT.	EACH	20

**F1807  
PLASTIC PEX FITTINGS**



PLXMA33



PLXE33



PLXT333



PLXC33

NUMBER	DESCRIPTION	U/M	PRICE	PKG/ CASE
--------	-------------	-----	-------	--------------

**PEX CRIMP MALE ADAPTERS – PLASTIC**

PLXMA33	1/2PEX X 1/2MIP	EACH		50
PLXMA34	1/2PEX X 3/4MIP	EACH		25
PLXMA43	3/4PEX X 1/2MIP	EACH		25
PLXMA44	3/4PEX X 3/4MIP	EACH		24
PLXMA55	1PEX X 1MIP	EACH		25

**PEX CRIMP ELBOWS – PLASTIC**

PLXE33	1/2 PEX 90 ELBOW-PLASTIC	EACH		50
PLXE43	3/4 X 1/2 PEX 90 EL-PLST	EACH		50
PLXE44	3/4 PEX 90 ELBOW-PLASTIC	EACH		50
PLXE55	1 PEX 90 ELBOW-PLASTIC	EACH		25

**PEX CRIMP MALE ELBOWS – PLASTIC**

PLXME43	3/4 PEX X 1/2 MIP	EACH		25
PLXME44	3/4 PEX X 3/4 MIP	EACH		25


**PEX CRIMP TEES – PLASTIC**

PLXT333	1/2 PEX TEE-PLASTIC	EACH		50
PLXT334	1/2 X 1/2 X 3/4 PEX TEE-	EACH		25
PLXT433	3/4 X 1/2 X 1/2 PEX TEE-	EACH		25
PLXT434	3/4 X 1/2 X 3/4 PEX TEE-	EACH		25
PLXT443	3/4 X 3/4 X 1/2 PEX TEE-	EACH		
PLXT444	3/4 PEX TEE-PLASTIC	EACH		25
PLXT445	3/4 X 3/4 X 1	EACH		25
PLXT544	1 X 3/4 X 3/4 PEX TEE	EACH		25
PLXT545	1 X 3/4 X 1 PEX TEE	EACH		25
PLXT553	1 X 1 X 1/2 PEX TEE	EACH		25
PLXT554	1 X 1 X 3/4 PEX TEE	EACH		25
PLXT555	1 PEX TEE-PLASTIC	EACH		25

**PEX CRIMP COUPLINGS – PLASTIC**

PLXC33	1/2 PEX COUPLING-PLASTIC	EACH		50
PLXC43	3/4 X 1/2 PEX CPLG-PLSTC	EACH		50
PLXC44	3/4 PEX COUPLING-PLASTIC	EACH		50
PLXC45	3/4 X 1 PEX CPLG-PLASTIC	EACH		25
PLXC55	1 X 1 PEX CPLG-PLASTIC	EACH		25

**F1807  
PLASTIC PEX FITTINGS**



PLXSW33




QQSFC55GX



PLXES33



PLXP3



PXSTUB12B

NUMBER	DESCRIPTION	U/M	PRICE	PKG/ CASE
<b>PEX CRIMP FEMALE SWIVELS – PLASTIC</b>				
PLXSW33	1/2PEX SWIVEL ADPT-PLSTC	EACH		50
PLXSW44	3/4PEX SWIVEL ADPT-PLSTC	EACH		50

<b>PEX BRASS SWIVEL ADAPTER W/ GASKET – LOW LEAD</b>				
QQSFC55GX	1 FPT X 1 PEX BRASS SWIVEL ADAPTER W/ GASKET LOW LEAD	EACH		50

<b>PEX CRIMP SWIVEL ELBOWS – PLASTIC</b>				
PLXES33	1/2PEX SWVL 90 EL-PLSTC	EACH		50

<b>PEX CRIMP TEST PLUGS – PLASTIC</b>				
PLXP3	1/2 PEX TEST PLUG-PLSTIC	EACH		100
PLXP4	3/4 PEX TEST PLUG-PLSTIC	EACH		100
PLXP5	1 PEX TEST PLUG-PLSTIC	EACH		25

<b>COPPER STUB OUT ELBOWS FOR PEX</b>				
PXSTUB12	1/2 PEX "A"-31/2 X"B"-8 NO FLANGE	EACH		1/50
PXSTUB12B	1/2 PEX "A"-31/2 X"B"-8 W/FLANGE	EACH		25

# PEX FITTINGS & VALVES



PXR3



PXV33



PXVSP33



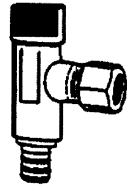
PEX Boiler Drain




BVS20 Ball-Type Stop



BV33



BVA20 Ball-Type Stop



490-8

NUMBER	DESCRIPTION	U/M	PRICE	PKG/ CASE
--------	-------------	-----	-------	--------------

## PEX COPPER CRIMP RINGS

PXR3	1/2 RING	EACH		100/1000
PXR4	3/4 RING	EACH		100/500
PXR5	1 RING	EACH		100/500
PXR6	1 1/4 RING	EACH		100

## PEX BARBED BALL VALVES

PXV33	1/2 X 1/2 BARB BALL VALVE	EACH		10/120
PXV44	3/4 X 3/4 BARB BALL VALVE	EACH		10/120
PXV55	1 X 1 BARB BALL VALVE	EACH		9/84

## PEX BARBED BALL VALVE W/ WASTE

PXVW33	1/2 PEX STOP VALVE W/ WASTE	EACH		10/20
PXVW44	3/4 PEX STOP VALVE W/ WASTE	EACH		10/120

## C X PEX BALL VALVE 400 WOG 150 PSI STM

PXVSP33	1/2 C X 1/2 BARB	EACH		10
PXVSP44	3/4 C X 3/4 BARB	EACH		10
PXVSP55	1 C X 1 BARB	EACH		6

## PEX BOILER DRAINS

PXBD33	1/2 PEX BOILER DRAIN	EACH		10
--------	----------------------	------	--	----

## CHROME PEX BALL-TYPE STOPS

BVA20	1/2 PEX X 3/8 ANG STOP	EACH		1/240
BVS20	CHR STR ST 3/8 X 1/2 PEX	EACH		1/240
BV33	1/2 PEX X 1/2 PEX STR STOP	EACH		1/240

## ANTI-SIPHON FROSTFREE SILLCOCKS 1/2 PEX

PX8320-8	1/2 PEX X 8 ANTI-SI F/F	EACH		1/40
PX8320-10	1/2 PEX X 10 ANT-SI F/F	EACH		1/40

## \* ANTI-SIPHON FROST PROOF SILLCOCKS

490-8	1/2 PEX X 8 ANTI/SI F/FR	EACH		20
490-10	1/2 PEX X 10 ANTI/SI F/FR	EACH		20

\* Not for Potable Water



# F1807 PEX MANIFOLDS & FITTINGS



PXMAN-3



PX30500



PX02110



SS Clamps for PEX



SS Clamp Tool for PEX



Ringbuster - Decrimper



Bend Support

NUMBER

DESCRIPTION

U/M PRICE

PKG/  
CASE

## COPPER MANIFOLDS FOR PEX

<b>PXMAN-3</b>	3/4 IN X 1/2 PEX 3-PORT	EACH	1/25
<b>PXMAN-4</b>	3/4 IN X 1/2 PEX 4-PORT	EACH	1/25
<b>PXMAN-5</b>	3/4 IN X 1/2 PEX 5-PORT	EACH	1/25
<b>PXMAN-8</b>	3/4 IN X 1/2 PEX 8-PORT	EACH	1/25

## CLOSED PLASTIC MANIFOLD

<b>PX30500</b>	3/4 2 PORT CLOSED PLASTIC	EACH	102
<b>PX30501</b>	3/4 3 PORT CLOSED PLASTIC	EACH	102
<b>PX30502</b>	3/4X1/2 4 PORT CLOSED PEX	EACH	

## STAINLESS STEEL SLEEVE FOR PEX

<b>PX02110</b>	1/2 STAINLESS STEEL SLEEVE	EACH	1/25
<b>PX02120</b>	3/4 STAINLESS STEEL SLEEVE	EACH	1/25
<b>PX02130</b>	1" STAINLESS STEEL SLEEVE	EACH	1/25

## STAINLESS STEEL CLAMPS FOR PEX

<b>71204</b>	1/2 S.S. CLAMP FOR PEX	EACH	25
<b>71206</b>	3/4 S.S. CLAMP FOR PEX	EACH	25
<b>71207</b>	1 S.S. CLAMP FOR PEX	EACH	100

## STAINLESS STEEL CLAMP TOOLS

<b>88600</b>	ALL SIZE CLAMP TOOL	EACH	1
<b>88220</b>	RINGBUSTER DECRIMPING	EACH	1

## QICK/SERT I - BEND SUPPORTS

<b>PXMBS3</b>	1/2 METAL BEND SUPPORT	EACH	1
<b>PXMBS4</b>	3/4 METAL BEND SUPPORT	EACH	1





## F1960 EXPANDABLE PEX FITTINGS



EPLXC33



EPLXE33



EPLXMA33



EPLXP3



EPLXT333



EPXR3



EPXR3

NUMBER

DESCRIPTION

U/M PRICE

PKG/  
CASE

### COUPLING – POLY F1960

EPLXC33	1/2 EXP PEX COUPLING-PLASTIC	EACH
EPLXC43	3/4 X 1/2 F1960 PEX COUPLING PLASTIC	EACH
EPLXC44	3/4 EXP PEX COUPLING-PLASTIC	EACH
EPLXC54	1 X 3/4 F1960 PEX COUPLING PLASTIC	EACH
EPLXC55	1 F1960 PEX COUPLING PLASTIC	EACH

### 90 DEG ELBOW – POLY F1960

EPLXE33	1/2 EXP PEX 90 ELBOW-PLASTIC	EACH
EPLXE43	3/4 X 1/2 F1960 PEX 90 ELBOW-PLASTIC	EACH
EPLXE44	3/4 EXP PEX 90 ELBOW-PLASTIC	EACH
EPLXE55	1 EXP PEX 90 ELBOW-PLASTIC	EACH

### MALE ADAPTER – POLY F1960

EPLXMA33	1/2" X 1/2" F1960 PEX MIP PLASTIC	EACH
----------	-----------------------------------	------

### PLUG – POLY F1960

EPLXP3	1/2 F1960 PEX PLUG PLASTIC	EACH
EPLXP4	3/4 F1960 PEX PLUG PLASTIC	EACH
EPLXP5	1" F1960 PEX PLUG PLASTIC	EACH

### TEE – POLY F1960

EPLXT333	1/2 EXP PEX TEE-PLASTIC	EACH
EPLXT334	1/2X1/2X3/4 F1960 PEX TEE-PLASTIC	EACH
EPLXT433	3/4X1/2X1/2 F1960 PEX TEE-PLASTIC	EACH
EPLXT434	3/4X1/2X3/4 F1960 PEX TEE-PLASTIC	EACH
EPLXT443	3/4X3/4X1/2 EXP PEX TEE-PLASTIC	EACH
EPLXT444	3/4 EXP PEX TEE-PLASTIC	EACH
EPLXT544	1X3/4X3/4 F1960 PEX TEE-PLASTIC	EACH
EPLXT545	1X3/4X1 F1960 PEX TEE-PLASTIC	EACH
EPLXT553	1X1X1/2 F1960 PEX TEE-PLASTIC	EACH
EPLXT554	1X1X3/4 F1960 PEX TEE-PLASTIC	EACH
EPLXT555	1" F1960 PEX TEE-PLASTIC	EACH


### PEX SLEEVE WITH STOP – POLY F1960

EPXR3	1/2 F1960 PEX SLEEVE W/STOP	EACH
EPXR4	3/4 F1960 PEX SLEEVE W/STOP	EACH
EPXR5	1 F1960 PEX SLEEVE W/STOP	EACH

### PEX SLEEVE WITH STOP – POLY F1960

EPXV33	1/2 F1960 PEX BALL VALVE LF	EACH
EPXV44	3/4 F1960 PEX BALL VALVE LF	EACH
EPXV55	1 F1960 PEX BALL VALVE LF	EACH

## F1960 EXPANDABLE PEX FITTINGS




EPXA44BT



PXAF33BSW - Female Sweat



PXAM33BSW - Male Sweat



EPXNS33BT



EPXV33

NUMBER

DESCRIPTION

U/M PRICE

PKG/  
CASE

### MALE ADAPTER – BRASS F1960

EPXA44BT	3/4 BARB X 3/4 MPT ADPT. EXPAN
EPXA45BT	3/4 F1960 X 1 MPT BRASS APAPT

### FEMALE SW ADAPTER – BRASS F1960

EPXAF33BSW	1/2 FM SWT X 1/2 BRB ADPT
EPXAF44BSW	3/4 FM SWT X 3/4 BRASS ADPT
EPXAF55BSW	1 FM SWT X 1 BRASS ADPT

### MALE SW ADAPTERS – BRASS F1960

EPXAM33BSW	1/2 MA SWT X 1/2 BRASS ADPT
EPXAM44BSW	3/4 MA SWT X 3/4 BRASS ADPT
EPXAM55BSW	1 MA SWT X 1 BRASS ADPT

### FEMALE ADAPTER – BRASS F1960

EPXNS33BT	1/2 F1960 X 1/2 FIP BRASS ADPT
EPXNS44BT	3/4 F1960 X 3/4 FPT BRASS ADPT
EPXNS55BT	1 F1960 X 1 FPT BRASS ADPT

### F1960 BALL VALVE – FP

EPXV33	1/2" F1960 PEX BALL VALVE NSF LF
EPXV44	3/4" F1960 PEX BALL VALVE NSF LF
EPXV55	1" F1960 PEX BALL VALVE NSF LF

## PVC SCH 80 PRESSURE FITTINGS



801-005



801-101



806-005



817-005



829-005



829-101

NUMBER

DESCRIPTION

U/M

PRICE

PKG/  
CASE

### PVC SCH. 80 SLIP X SLIP X SLIP TEES

NUMBER	DESCRIPTION	U/M	PRICE	PKG/ CASE
801-005	1/2			25
801-007	3/4			25
801-010	1			25
801-012	1-1/4			10
801-015	1-1/2			10
801-020	2			10

### PVC SCH. 80 SLIP X SLIP X SLIP REDUCING TEES

801-101	3/4 X 3/4 X 1/2			25
801-130	1 X 1 X 1/2			25
801-131	1 X 1 X 3/4			25
801-168	1-1/4 X 1-1/4 X 1			15

### PVC SCH. 80 SLIP X SLIP 90° ELBOWS

806-005	1/2			25
806-007	3/4			25
806-010	1			25
806-012	1-1/4			10
806-015	1-1/2			10
806-020	2			10

### PVC SCH. 80 SLIP X SLIP 45° ELBOWS

817-005	1/2			25
817-007	3/4			25
817-010	1			25
817-012	1-1/4			10
817-015	1-1/2			10
817-020	2			10

### PVC SCH. 80 SLIP X SLIP COUPLINGS

829-005	1/2			25
829-007	3/4			25
829-010	1			25
829-012	1-1/4			10
829-015	1-1/2			10
829-020	2			10

### PVC SCH. 80 SLIP X SLIP REDUCER COUPLINGS

829-101	3/4 X 1/2			25
829-131	1 X 3/4			25
829-211	1-1/2 X 1			10
829-251	2 X 1-1/2			10



## PVC SCH 80 PRESSURE FITTINGS



835-005



836-005



837-101



838-052



839-101

NUMBER

DESCRIPTION

U/M PRICE

PKG/  
CASE

### PVC SCH. 80 SLIP X FIPT FEMALE ADAPTERS

NUMBER	DESCRIPTION	U/M	PRICE	PKG/ CASE
835-005	1/2			25
835-007	3/4			25
835-010	1			25
835-012	1-1/4			10
835-015	1-1/2			10
835-020	2			10

### PVC SCH. 80 MIPT X SLIP MALE ADAPTERS

NUMBER	DESCRIPTION	U/M	PRICE	PKG/ CASE
836-005	1/2			25
836-007	3/4			25
836-010	1			25
836-012	1-1/4			10
836-015	1-1/2			10
836-020	2			10

### PVC SCH. 80 SP X SLIP REDUCER BUSHINGS (FLUSH STYLE)

NUMBER	DESCRIPTION	U/M	PRICE	PKG/ CASE
837-101	3/4 X 1/2			25
837-130	1 X 1/2			25
837-131	1 X 3/4			25
837-168	1-1/4 X 1			10
837-209	1-1/2 X 1/2			10
837-210	1-1/2 X 3/4			10
837-211	1-1/2 X 1			10
837-212	1-1/2 X 1-1/4			10
837-248	2 X 3/4			10
837-249	2 X 1			10
837-250	2 X 1-1/4			10
837-251	2 X 1-1/2			10

### PVC SCH. 80 SP X FIPT REDUCER BUSHINGS (FLUSH STYLE)

NUMBER	DESCRIPTION	U/M	PRICE	PKG/ CASE
838-052	3/8 X 1/4			25
838-072	1/2 X 1/4			25
838-101	3/4 X 1/2			25
838-130	1 X 1/2			25
838-131	1 X 3/4			25
838-167	1-1/4 X 3/4			10
838-168	1-1/4 X 1			10
838-209	1-1/2 X 1/2			10
838-210	1-1/2 X 3/4			10
838-211	1-1/2 X 1			10
838-212	1-1/2 X 1-1/4			10
838-247	2 X 1/2			10
838-248	2 X 3/4			10
838-249	2 X 1			10
838-250	2 X 1-1/4			10
838-251	2 X 1-1/2			10

### PVC SCH. 80 MIPT X FIPT REDUCER BUSHINGS (FLUSH STYLE)

NUMBER	DESCRIPTION	U/M	PRICE	PKG/ CASE
839-052	3/8 X 1/4			25
839-072	1/2 X 1/4			25
839-073	1/2 X 3/8			25
839-101	3/4 X 1/2			25
839-131	1 X 3/4			25
839-210	1-1/2 X 3/4			10
839-211	1-1/2 X 1			10

## PVC SCH 80 PRESSURE FITTINGS



847-005



Slip x Slip O-Ring Union



FIPT x FIPT O-Ring Union



Slip x FIPT O-Ring Union

NUMBER

DESCRIPTION

U/M PRICE

PKG/  
CASE

### PVC SCH. 80 SLIP CAPS

NUMBER	DESCRIPTION	U/M	PRICE	PKG/ CASE
847-005	1/2			25
847-007	3/4			25
847-010	1			25
847-012	1-1/4			10
847-015	1-1/2			10
847-020	2			10

### PVC SCH. 80 SLIP X SLIP O-RING TYPE UNIONS

Pressure rated at 235 PSI at 73.4°F. Unions are listed as NSF 61.

NUMBER	DESCRIPTION	U/M	PRICE	PKG/ CASE
8057-005	1/2			10
8057-007	3/4			10
8057-010	1			10
8057-012	1-1/4			5
8057-015	1-1/2			5
8057-020	2			5

### PVC SCH. 80 FIPT X FIPT O-RING TYPE UNIONS

Pressure rated at 235 PSI at 73.4°F. Unions are listed as NSF 61.

NUMBER	DESCRIPTION	U/M	PRICE	PKG/ CASE
8058-005	1/2			10
8058-007	3/4			10
8058-010	1			10
8058-012	1-1/4			5
8058-015	1-1/2			5
8058-020	2			5

### PVC SCH. 80 SLIP X FIPT O-RING TYPE UNIONS

Pressure rated at 235 PSI at 73.4°F. Unions are listed as NSF 61.

NUMBER	DESCRIPTION	U/M	PRICE	PKG/ CASE
8056-005	1/2			10
8056-007	3/4			10
8056-010	1			10
8056-012	1-1/4			5
8056-015	1-1/2			5
8056-020	2			5



**Curtis**  
PIPE • VALVES • FITTINGS

## PVC SCH 80 PRESSURE FITTINGS



Lo-Torque™ Ball Valve  
Solvent



Lo-Torque™ Ball Valve  
Threaded



Blocked True Union Ball Valve  
Threaded

NUMBER

DESCRIPTION

U/M PRICE

PKG/  
CASE

### PVC SCH. 80 LO-TORQUE™ BALL VALVES (SOLVENT WITH VITON O-RINGS)\*

LT-0500-SV	1/2	1/36
LT-0750-SV	3/4	1/24
LT-1000-SV	1	1/18
LT-1250-SV	1-1/4	1/8
LT-1500-SV	1-1/2	1/6
LT-2000-SV	2	1/4

### PVC SCH. 80 LO-TORQUE™ BALL VALVES (THREADED WITH VITON O-RINGS)\*

LT-0500-TV	1/2	1/36
LT-0750-TV	3/4	1/24
LT-1000-TV	1	1/18
LT-1250-TV	1-1/4	1/8
LT-1500-TV	1-1/2	1/6
LT-2000-TV	2	1/4

#### \* Features

- Viton O-rings for chemical resistance.
- Meets/exceeds ASTM Schedule 80 dimensional and material standards.
- Precision molded micro-finish ball for long life.
- HMW-HDPE “floating seals” resist sticking.
- High quality series, ideal for residential, industrial and commercial irrigation applications.
- Pressure rated at 235 PSI (tested to 500 PSI static @ 73°F).
- Patent pending “Stem-Lock” design.
- Full port design and schedule 80 sockets.
- Molded in the USA by KBI.

### PVC SCH. 80 BLOCKED TRUE UNION BALL VALVES (THREADED WITH VITON O-RINGS)\*\*

BTU-0500-V	1/2	1/18
BTU-0750-V	3/4	1/10
BTU-1000-V	1	1/8
BTU-1250-V	1-1/4	1/4
BTU-1500-V	1-1/2	1/4
BTU-2000-V	2	1/2

#### \*\* Features

- Viton O-rings for chemical resistance.
- Meets/exceeds ASTM Schedule 80 dimensional and material standards.
- Made of high-impact PVC Type II material.
- Molded in the USA by KBI.
- 235 PSI working pressure (tested to 500 PSI static @ 73°F).
- Suitable for vacuum service.



**CONDUIT  
PRICE SHEET  
EFFECTIVE DATE  
6-14-21**

## CONDUIT LIST PRICE SHEET

*Price Per Foot*

<b>EMT CONDUIT</b>			
PART #	SIZE	PCS/BNDL	LIST/FT
12EMT	1/2"	7,000	\$0.69
34EMT	3/4"	5,000	\$1.11
1EMT	1"	3,000	\$2.00
114EMT	1-1/4"	2,000	\$2.34
112EMT	1-1/2"	1,500	\$2.75
2EMT	2"	1,200	\$4.78
212EMT	2-1/2"	610	\$6.45
3EMT	3"	510	\$6.54
312EMT	3-1/2"	370	Call
4EMI	4"	300	Call

<b>RIGID CONDUIT</b>			
PART #	SIZE	PCS/BNDL	LIST/FT
12RIGID	1/2"	7,000	\$1.45
34RIGID	3/4"	5,000	\$2.56
1RIGID	1"	3,000	\$5.45
114RIGID	1-1/4"	2,000	\$6.64
112RIGID	1-1/2"	1,500	\$8.06
2RIGID	2"	1,200	\$8.59
212RIGID	2-1/2"	610	\$18.54
3RIGID	3"	510	\$14.03
312RIGID	3-1/2"	370	Call
4RIGID	4"	300	Call

<b>PVC CONDUIT</b>			
PART #	SIZE	PCS/BNDL	LIST/FT
12PVC	1/2"	7,000	\$0.77
34PVC	3/4"	5,000	\$0.93
1PVC	1"	3,000	\$1.03
114PVC	1-1/4"	2,000	\$1.25
112PVC	1-1/2"	1,500	\$1.42
2PVC	2"	1,200	\$2.81
212PVC	2-1/2"	610	\$3.34
3PVC	3"	510	\$3.74
312PVC	3-1/2"	370	\$4.85
4PVC	4"	300	\$6.56

<b>SCH 80 PVC CONDUIT</b>			
PART #	SIZE	PCS/BNDL	LIST/FT
12PVC80	1/2"	7,000	\$0.64
34PVC80	3/4"	5,000	\$0.71
1PVC80	1"	3,000	\$0.99
114PVC80	1-1/4"	2,000	\$1.31
112PVC80	1-1/2"	1,500	\$1.56
2PVC80	2"	1,200	\$2.11
212PVC80	2-1/2"	610	\$3.96
3PVC80	3"	510	\$4.56
312PVC80	3-1/2"	370	Call
4PVC80	4"	300	Call

**Curtis, LLC**

Coldwater, MI - Phone: 800-678-1993 Fax: 517-439-1141	Mayodan, NC - Phone: 336-548-7418 Fax: 336-548-7420	New Castle, DE Phone: 800-678-1993 Fax: 517-439-1141
---	---	--

F35


**PVC SCH 80  
PVC NIPPLES**



Close



Short



Long

NUMBER

DESCRIPTION

U/M PRICE

PKG/  
CASE

**PVC SCH. 80 NIPPLES 1/2"**

205-011	1/2 XCL SCH 80 NIPPLE	EACH	50
205-020	1/2 X2 SCH 80 NIPPLE	EACH	50
205-030	1/2 X3 SCH 80 NIPPLE	EACH	50
205-040	1/2 X4 SCH 80 NIPPLE	EACH	50
205-050	1/2 X5 SCH 80 NIPPLE	EACH	50
205-060	1/2 X6 SCH 80 NIPPLE	EACH	50
205-080	1/2 X8 SCH 80 NIPPLE	EACH	50
205-100	1/2 X10 SCH 80 NIPPLE	EACH	50
205-120	1/2 X12 SCH 80 NIPPLE	EACH	50

**PVC SCH. 80 NIPPLES 3/4"**

207-013	3/4 XCL SCH 80 NIPPLE	EACH	50
207-020	3/4 X2 SCH 80 NIPPLE	EACH	50
207-030	3/4 X3 SCH 80 NIPPLE	EACH	50
207-040	3/4 X4 SCH 80 NIPPLE	EACH	50
207-050	3/4 X5 SCH 80 NIPPLE	EACH	50
207-060	3/4 X6 SCH 80 NIPPLE	EACH	50
207-080	3/4 X8 SCH 80 NIPPLE	EACH	50
207-100	3/4 X10 SCH 80 NIPPLE	EACH	50

**PVC SCH. 80 NIPPLES 1"**

210-015	1 XCL SCH 80 NIPPLE	EACH	50
210-020	1 X2 SCH 80 NIPPLE	EACH	50
210-030	1 X3 SCH 80 NIPPLE	EACH	50
210-040	1 X4 SCH 80 NIPPLE	EACH	50
210-050	1 X5 SCH 80 NIPPLE	EACH	50
210-060	1 X6 SCH 80 NIPPLE	EACH	50
210-120	1 X12 SCH 80 NIPPLE	EACH	50

**PVC SCH. 80 NIPPLES 1 1/4"**

212-016	1 1/4 XCL SCH 80 NIPPLE	EACH	25
212-020	1 1/4 X2 SCH 80 NIPPLE	EACH	25
212-025	1 1/4 X2 1/2 SCH 80 NIPPLE	EACH	25
212-030	1 1/4 X3 SCH 80 NIPPLE	EACH	25
212-040	1 1/4 X4 SCH 80 NIPPLE	EACH	25
212-050	1 1/4 X5 SCH 80 NIPPLE	EACH	25
212-060	1 1/4 X6 SCH 80 NIPPLE	EACH	25
212-080	1 1/4 X8 SCH 80 NIPPLE	EACH	25
212-120	1 1/4 X12 SCH 80 NIPPLE	EACH	25

**PVC SCH. 80 NIPPLES 1 1/2"**

215-017	1 1/2 XCL SCH 80 NIPPLE	EACH	25
215-020	1 1/2 X2 SCH 80 NIPPLE	EACH	25
215-025	1 1/2 X2 1/2 SCH 80 NIPPLE	EACH	25
215-030	1 1/2 X3 SCH 80 NIPPLE	EACH	25
215-040	1 1/2 X4 SCH 80 NIPPLE	EACH	25
215-050	1 1/2 X5 SCH 80 NIPPLE	EACH	25
215-060	1 1/2 X6 SCH 80 NIPPLE	EACH	25
215-120	1 1/2 X12 SCH 80 NIPPLE	EACH	25






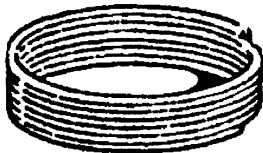
**PVC SCH 80  
PLASTIC FITTINGS**



Short



Long



Clear Vinyl Tubing Coil

NUMBER

DESCRIPTION

U/M PRICE

PKG/  
CASE

**PVC SCH. 80 NIPPLES 2"**


220-020	2 X2 SCH 80 NIPPLE	EACH	10
220-025	2 X2 1/2 SCH 80 NIPPLE	EACH	10
220-030	2 X3 SCH 80 NIPPLE	EACH	10
220-060	2 X6 SCH 80 NIPPLE	EACH	10
220-100	2 X10 SCH 80 NIPPLE	EACH	10

**CLEAR VINYL TUBING (100 FT COILS)**

ACVT-12	1/2ID(5/8OD)BUR 73DEG 24	FT	
ACVT-14	1/4ID(3/8OD)BUR73 DEG 32	FT	
ACVT-38	3/8ID(1/2OD)BUR70 DEG 40	FT	
ACVT-58	5/8ID(7/8OD)BUR 73DEG 21	FT	

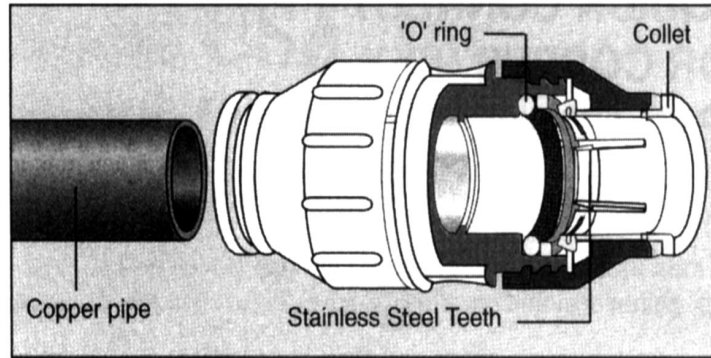
**PUSH-IN QUICK CONNECTS  
FOR COPPER, PEX OR  
CPVC CONNECTIONS**

TWIST AND LOCK WILL REPLACE  
STANDARD FITTING WHEN PARTS  
BECOME AVAILABLE AND  
CURRENT INVENTORIES  
ARE DEPLETED.

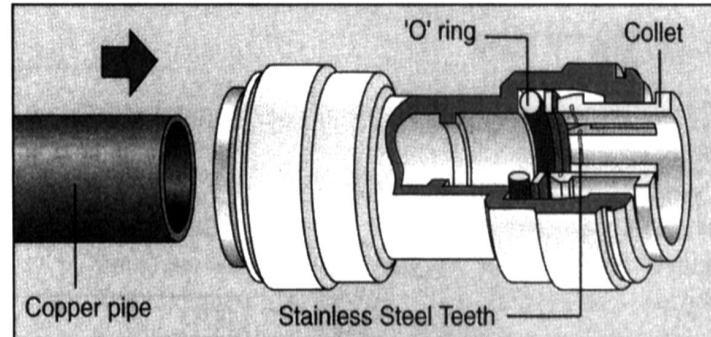


NUMBER	DESCRIPTION	U/M	PRICE	PKG/ CASE
--------	-------------	-----	-------	--------------

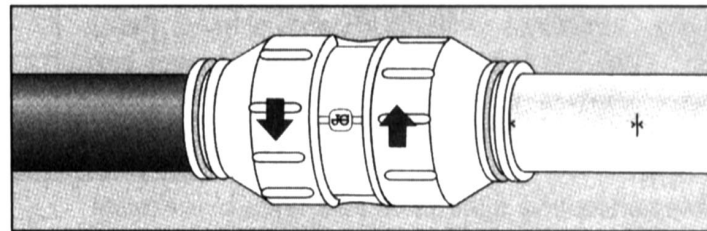
**NEW TWIST AND LOCK FITTINGS**



**STANDARD FITTINGS**



**ADDED BENEFIT OF TWIST AND LOCK**



Twist the screwcap until it touches the body flange. This locks the pipe into position and increases the 'O' ring seal around the pipe for greater security.

NUMBER	DESCRIPTION	U/M	PRICE	PKG/ CASE
--------	-------------	-----	-------	--------------

**COUPLINGS**

79513	1/2 NOM CPLG-JOHN GUEST	EACH		5/25
79514	3/4 NOM CPLG-JOHN GUEST	EACH		5/25
79515	1 NOM CPLG-JOHN GUEST	EACH		15

**MALE COUPLINGS**

79553	1/2 NOM X 1/2MIP CPLG	EACH		5/25
79554	3/4 NOM X 3/4MIP CPLG	EACH		5/25
79555	1 NOM X 1 MIP ADPT-J.G.	EACH		1/20
79556	1 NOM X 3/4 MIP ADPT-J.G.	EACH		25

**FEMALE COUPLINGS**

79573	1/2 NOM X 1/2 FIP CPLG	EACH		1/24
79574	3/4 NOM X 3/4 FIP CPLG	EACH		1/24

**COUPLING ELBOWS**

79533	1/2 NOM 90 EL-JOHN GUEST	EACH		10/40
79534	3/4 NOM 90 EL-JOHN GUEST	EACH		5/25
79535	1 NOM 90 EL-JOHN GUEST	EACH		10



## PVC SCH 80 PLASTIC FITTINGS



79543  
Adapter Elbow



79523  
Coupling Tee



79794  
Reducing Tee



79813  
Reducing Coupling




79583  
End Caps



PP062008W  
Reducing ADPT



79613  
Stack Elbow



79593  
Stack Tee

NUMBER

DESCRIPTION

U/M PRICE

PKG/  
CASE

### ADAPTER ELBOWS

79543	1/2 NOM X 1/2 MIP 90 EL	EACH	1/24
79563	1/2 NOM X 1/2 FIP 90 EL	EACH	1/24

### COUPLING TEES

79523	1/2 NOM TEE-JOHN GUEST	EACH	1/25
79524	3/4 NOM TEE-JOHN GUEST	EACH	1/10
79525	1 NOM TEE-JOHN GUEST	EACH	85

### REDUCING TEES

79783	1/2 NOM X 1/2 NOM X 1/4 OD TEE	EACH	1/25
79794	3/4 NOM X 3/4 NOM X 1/2 NOM TEE	EACH	1/10

### REDUCING COUPLINGS

79813	1/2 NOM X 3/8 NOM CPLG	EACH	1/24
79814	3/4 NOM X 1/2 NOM CPLG	EACH	1/25
79815	1 NOM X 3/4 NOM CPLG	EACH	1/12

### END CAPS

79583	1/2 NOM CAP-JOHN GUEST	EACH	5/25
79584	3/4 NOM CAP-JOHN GUEST	EACH	5/25
79585	1 NOM CAP-JOHN GUEST	EACH	30

### REDUCING ADPT NOM X PUSH

PP062008W	1/2 NOM X 1/4 O.D. RED.	EACH	10
PP062012W	1/2 NOM X 3/8 O.D. RED.	EACH	10

### STACK ELBOWS NOM X PUSH IN

79613	1/2 NOM X 1/2 NOM 90 EL PUSH	EACH	5/25
79614	3/4 NOM X 3/4 NOM 90 EL PUSH	EACH	4/20

### STACK TEES NOM X PUSH X NOM

79593	1/2 NOM X 1/2 PUSH X 1/2 NOM	EACH	1/16
79594	3/4 NOM X 3/4 PUSH X 3/4 NOM	EACH	1/8
79595	3/4 NOM X 3/4 PUSH X 1/2 NOM	EACH	1/10



**BLACK – UV RESISTANT  
PUSH-IN QUICK CONNECTS  
FOR COPPER, PEX OR  
CPVC CONNECTIONS**



79514BL  
Coupling



79554BL  
Male Coupling



79534BL  
Coupling Elbow



79524BL  
Coupling Tee



79815BL  
Reducing Coupling



79614BL  
Stack Elbow



79576BL



79566BL

NUMBER

DESCRIPTION

U/M PRICE

PKG/  
CASE

**COUPLINGS – BLACK**

79514BL	3/4 NOM CPLG-JOHN GUEST	EACH	5/25
79515BL	1 NOM CPLG-JOHN GUEST	EACH	15

**MALE COUPLINGS – BLACK**

79554BL	3/4 NOM X 3/4MIP CPLG	EACH	5/25
79555BL	1 NOM X 1 MIP ADPT-J.G.	EACH	1/20
79556BL	1 NOM X 3/4 MIP ADPT-J.G	EACH	25

**COUPLING ELBOWS – BLACK**

79534BL	3/4 NOM 90 EL-JOHN GUEST	EACH	5/25
79535BL	1 NOM 90 EL-JOHN GUEST	EACH	10

**COUPLING TEES – BLACK**

79524BL	3/4 NOM TEE-JOHN GUEST	EACH	1/10
79525BL	1 NOM TEE-JOHN GUEST	EACH	1/5

**REDUCING COUPLINGS – BLACK**

79815BL	1 NOM X 3/4 NOM CPLG	EACH	1/15
---------	----------------------	------	------

**STACK ELBOWS –BLACK  
NOM X PUSH IN**

79614BL	3/4 NOM X 3/4 NOM 90 EL PUSH	EACH	4/20
79615BL	1 NOM X 1 NOM PUSH-IN STACK 90	EACH	25

**CONNECTORS**

79576BL	3/4 NOM X 1 FIP CONNECTOR	EACH	25
79577BL	1 NOM X 1 1/4 FIP CONNECTOR	EACH	25

**ELBOWS**

79566BL	3/4 NOM X 1 FIP 90 ELBOW	EACH	25
79567BL	3/4 NOM X 1 1/4 FIP 90 ELBOW	EACH	25
79568BL	1 NOM X 1 1/4 FIP 90 ELBOW	EACH	25



# **John Guest USA, Inc.** **Fluid System Products** **Operating and Installation Guide**

### Installation and system testing

Fittings and tube should be kept clean and undamaged before use.

All tube fittings installations must be pressure tested after installation to ensure system integrity before handing over to the final user. Also refer to "How to make a connection" for proper installation instruction.

### Working Pressure and Temperature Ranges

**Super Speedfit®** fittings are suitable for the following pressures and temperatures.

#### Acetal Fittings (PI, SI, SM, & PM)

Temp.	Pressures	
	5/32" - 5/16" 4mm - 8mm	3/8" - 1/2" 10mm - 22mm
<b>Air</b>		
-4°F/-20°C	<b>230 psi</b> (16bar)	<b>150 psi</b> (10bar)
<b>Potable Liquids and Air</b>		
+33°F/+1°C	<b>230 psi</b> (16bar)	<b>150 psi</b> (10bar)
+73°F/+23°C	<b>230 psi</b> (16bar)	<b>150 psi</b> (10bar)
+158°F/+70°C	<b>150 psi</b> (10bar)	<b>100 psi</b> (7bar)

Suitable for vacuum

#### Polypropylene Fittings (PP)

<b>Water</b>	<b>Max. 150 psi at 70°F (Max. 10 bar at 20°C)</b>
	<b>Max. 60 psi at 140°F (Max. 4 bar at 60°C)</b>
	<b>Intermittent Hot Water</b>
	<b>Min. 33°F/1°C</b>

Depending on the tube used, under certain conditions fittings may be used at higher pressures and temperatures. Please consult our Technical Support Department for guidance.

**Super Speedfit® Fittings** and Shut-Off Valves are suitable for use with the following tube types:

**Plastic Tube** - Polyethylene, nylon, and polyurethane conforming to the Tube Tolerances shown on the adjacent column. For soft or thin wall tube we recommend the use of tube inserts.

**Braided Hose** - Use of Tube to Hose Stems, as listed in our Fluid System Products Catalog is essential, when using braided hose. Use of clamps to retain braided hose on barb is recommended.

**Metal Tube (soft)** - Brass, copper, or mild steel conforming to the Tube Tolerances shown below.

**Metal Tube (hard)** - John Guest products are not for use with chrome plated copper or hard polished metal tubes. For stainless steel tubes we recommend the use of **Supersseal®** fittings. These are shown in our Fluid System Products Catalog.

It is essential that the outside diameters be free from score marks and that the tube be deburred before inserting into the fitting.

### Tube Tolerances

**Super Speedfit® Fittings** are offered for tubes with outside diameters to the following tolerances.

<b>Size (inches)</b>	<b>5/32" - 3/16"</b>	<b>1/4" - 1/2"</b>
<b>Tolerance (inches)</b>	+0.001/-0.003	+0.001/-0.004
<b>Size (mm)</b>	<b>4mm - 5mm</b>	<b>6mm - 22mm</b>
<b>Tolerance (mm)</b>	+0.05/-0.07	+0.05/-0.10

### Responsibility of Use

While we warrant our products against defects in manufacture and materials, it is the responsibility of any user/installer to ensure that the fittings and related products are suitable for their application, that the installation is carried out correctly, and that the installation is properly maintained.

Due to the wide variety of operating conditions, applications and uses of our products, it is the user's (specifier's) responsibility, through their own testing and analysis, to ensure correct product selection for their application.

Installers of John Guest cartridge systems are fully responsible for the final product assembly, testing, quality and application.

### Chemicals

For use with chemicals or other potentially aggressive liquids, please refer to our Chemical Compatibility Chart shown in our Fluid System Products Catalog, or consult our Technical Support Department.

**Super Speedfit®** fittings and associated products are not to be used with explosive gasses, petroleum spirits, and other fuels, or for central heating systems.

### Food Quality

All of the fittings shown in our Fluid System Products Catalog are produced with Food and Drug Administration (FDA) approved materials and are therefore suitable for food quality applications.

The wetted surfaces of John Guest PI, PM, SI, CI, PP, and NC plastic fittings, PPSV and PISV Valves and PE Tubing are in compliance with FDA requirements for direct contact with food as detailed in 21CFR part 177.2470 for the body and 177.2600 for the O-ring.



# PLASTIC FITTINGS



JG4MC2  
Male Connector



JG4EU4  
Elbow Union




JG4UC4  
Union Connector



JG4FC4  
Female Connector




JG4TU4  
Union Tee



JG4FA7  
Faucet Adapter



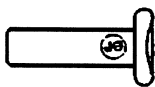
JG6RD4  
Red. Adapter



JG6SEC5  
Elbow Stem Adapter



JGLC-4 & JGLC-6  
Locking Clips



JG4PTL  
Plug



NUMBER

DESCRIPTION

U/M PRICE

PKG/  
CASE

## JOHN GUEST TUBE X MALE CONNECTORS

JG4MC2	(PI010821S)1/4ODX1/8 MIP	EACH	10
JG4MC4	(PI010822S)1/4ODX1/4 MIP	EACH	10
JG4MC6	(PI010823S)1/4ODX3/8 MIP	EACH	10
JG6MC4	(PI011222S)3/8ODX1/4 MIP	EACH	10
JG6MC6	(PI011223S)3/8ODX3/8 MIP	EACH	10
JG6MC8	(PI011224S)3/8ODX1/2 MIP	EACH	10
JG8MC8	(PI011624S)1/2ODX1/2 MIP	EACH	10

## JOHN GUEST TUBE ELBOW UNIONS

JG4EU4	(PI0308S)1/4OD X 1/4OD	EACH	10
JG6EU4	(PI1211208S)3/8ODX1/4OD	EACH	10
JG6EU6	(PI0312S)3/8OD X 3/8OD	EACH	10

## JOHN GUEST TUBE UNION CONNECTORS

JG4UC4	(PI0408S)1/4OD X 1/4ODG	EACH	10
JG6UC4	(PI20208S)3/8OD X 1/4OD	EACH	10
JG6UC5	(PI201210S)3/8ODX5/16OD	EACH	10
JG6UC6	(PI0412S) 3/8OD X 3/8OD	EACH	10
JG8UC6	(PI201612S)1/2OD X 3/8OD	EACH	10
JG8UC8	JG 1/2OD X 1/2OD UNION	EACH	10

## JOHN GUEST TUBE X FEMALE CONNECTORS

JG4FC4	(PI450822S)1/4OD X1/4FIP	EACH	10
JG6FC4	(PI451222S)3/8OD X1/4FIP	EACH	10
JG6FC6	3/8 OD X 3/8 FIP POLYPROPYLENE	EACH	150

## JOHN GUEST TUBE UNION TEES

JG4TU4	(PI0208S) 1/4 OD TEE	EACH	10
JG6TU4	(PI301208S)3/8X3/8X1/4OD	EACH	10
JG6TU6	(PI0212S) 3/8 OD TEE	EACH	10
JG8TU6	(PI301612S)1/2X1/2X3/8OD	EACH	10
JG8TU8	(PI0216S) 1/2 OD TEE	EACH	10

## JOHN GUEST TUBE X FEM FAUCET ADAPTERS

JG4FA7	(CI3208U7S)1/4ODX7/16-24	EACH	10
JG6FA7	(CI3212U7S)3/8ODX7/16-24	EACH	10

## JOHN GUEST TUBE X JOHN G RED. ADAPTER

JG6RD4	(PP061208W)3/8PUSHX1/4OD	EACH	10
--------	--------------------------	------	----

## JOHN GUEST TUBE X MIP STEM ELBOWS

JG4SEC4	(PI220808S) 1/4PSHX1/4OD	EACH	10
JG6SEC5	(PI221210S) 3/8PSHX5/16OD	EACH	10

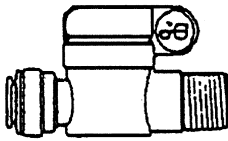
## JOHN GUEST PLUGS

JG4TPL	(PI0808S) 1/4OD PLUG	EACH	10
JG6TPL	(PI0812S) 3/8 OD PLUG	EACH	10

## JOHN GUEST LOCKING CLIPS

JGLC-4	(PIC1808R)1/4 LOCK CLIP	EACH	100
JGLC-6	(PIC1812R)3/8 LOC CLIP	EACH	100

## PLASTIC FITTINGS



J4M4BV



J4BV



JGMC6

- Reverse osmosis
- Filtration systems
- Ice makers
- Push-in tube connection
- 90° Turn on to off
- Swivels for better positioning



JGASV4  
S.S. Connections



JG6CV




O-Rings

### Working Temps. & Pressure

Tube OD		Tube OD
1/4"	x	0.170"
3/8"	x	0.25"
230 PSI @ 70° F 15 bar @ 20° C		
120 PSI @ 150° F 8 bar @ 60° C		
60 PSI @ 180° F 4 bar @ 80° C		



Polyethylene Tubing




Male Elbow


## WHITE NYLON BARB FITTINGS



Barb Coupling



Male x Barb Adapter



Barb x Barb  
90° Elbow



PIPE • VALVES • FITTINGS

NUMBER

DESCRIPTION

U/M PRICE

PKG/  
CASE

### JOHN GUEST POLYPROPYLENE BALL VALVES

J4M4BV	(PPSV010822W)1/4ODX1/4MI	EACH	10
J6M6BV	(PPSV011223W)3/8ODX3/8MI	EACH	10

### JOHN GUEST POLYPROPYLENE BALL VALVES

J4BV	(PPSV040808W) 1/4OD VAL.	EACH	10
J6BV	(PPSV041212W) 3/8OD VAL.	EACH	10

### JOHN GUEST VALVE MOUNTING CLIPS

JGMC6	MOUNTING CLIP FOR 3/8 IN	EACH	50
-------	--------------------------	------	----

### JOHN GUEST ANGLE STOP ADAPTER VALVES

JGASV4	(ASVPP1)1/4ODX3/8MCX3/8F	EACH	40
JGASV6	(ASVPP2)3/8ODX3/8MCX3/8F	EACH	30

### JOHN GUEST CHECK VALVES

JG4CV	(1/4 SCV) 1/4 OD CK VAL.	EACH	1
JG6CV	(3/8 SCV) 3/8OD CK VALV.	EACH	1

### JOHN GUEST O-RINGS

JG4OR	(CPR081S) 1/4 O-RING	EACH	100
JG6OR	(CPR121S) 3/8 O-RING	EACH	100

### JOHN GUEST POLYETHYLENE TUBING BLUE – 500 FT

JG4B500	1/4 O.D. X 500FT.040W	FT	1000
JG6B500	3/8 O.D. X 500FT. .062W	FT	500
JG8B250	1/2 O.D.X 250° COIL BLUE	FT	250

### JOHN GUEST TUBE X MALE ELBOWS

JG4ME4	(PI480822S)1/4ODX1/4 MIP	EACH	10
JG4ME6	(PI480823S)1/4ODX3/8 MIP	EACH	10
JG6ME4	(PI481222S)3/8ODX1/4 MIP	EACH	10
JG6ME6	(PI481223S)3/8ODX3/8 MIP	EACH	10

### WHITE NYLON BARB X BARB COUPLINGS

C3858	3/8BARB X 5/8BARB CONN	EACH	100
C1212	1/2ID BARB CPLG NYLON	EACH	100

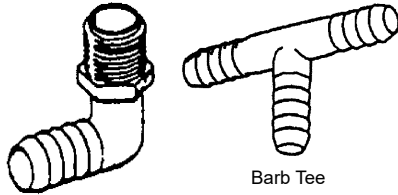
### WHITE NYLON MALE X BARB ADAPTERS

MA1212	1/2MIP X 1/2ID BARB ADPT	EACH	100
MA1238	1/2MIP X 3/8ID BARB ADPT	EACH	100
MA1258	1/2MIP X 5/8ID BARB ADPT	EACH	100
MA3412	3/4MIP X 1/2ID BARB ADPT	EACH	100

### WHITE NYLON BARB X BARB 90° ELBOWS


CE3838	3/8 BARB 90 EL NYLON	EACH	100
CE1212	1/2 BARB 90 EL NYLON	EACH	100

## PLASTIC FITTINGS

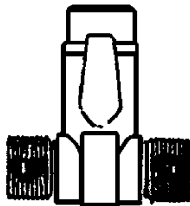


Male x Barb  
90° Elbow

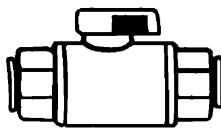
Barb Tee



689VA33  
"T" Ball Valve



689V33  
"T" Ball Valve



A638  
PVC Ball Valve



A657CE  
PVC Ball Valve

NUMBER

DESCRIPTION

U/M PRICE

PKG/  
CASE

### WHITE NYLON MALE X BARB 90° ELBOWS

ME1212	1/2MIP X 1/2ID 90 EL	EACH	100
ME3412	3/4MIP X 1/2ID 90 M EL	EACH	100

### WHITE NYLON BARB TEES

T383838	3/8ID TEE-NYLON	EACH	100
T121212	1/2ID TEE-NYLON	EACH	100
T585858	5/8ID TEE NYLON	EACH	100

### SMC PVC "T" BALL VALVES

689V22-1/4	1/2MIPX1/2MIP W/ 1/4 JG	EACH	25
689V33-1/4	3/4MIPX3/4MIP W/ 1/4 JG	EACH	25
689V33-3/8	3/4MIPX3/4MIP W/ 3/8 JG	EACH	25
689VA11-1/4	1/4 QUICKTITE X 1/4JG T-VALVE	EACH	25
689VA22-1/4	3/8 QUICKTITE X 1/4JG T-VALVE	EACH	25
689VA33-1/4	1/2QUICKTITE X 1/4 JG T-VALVE	EACH	25

### SMC PVC BALL VALVES

A638-1/4	1/4JG X 1/4JG PVC B VAL	EACH	25
A638-3/8	3/8JG X 3/8JG PVC B VAL	EACH	25
638-3/8X1/4	3/8JG X 1/4JG PVC B VAL	EACH	25
A657CE	1/4FIP X 3/8JG PVC 90	EACH	25





# LIQIFIT



L6EU6



L6MC6



L4UC4



L4FC4



L4TU4



L6FA7



L6ME6



L4TPL



L6RD4



L4YU4



L4CAP

NUMBER

DESCRIPTION

U/M

PRICE

PKG/  
CASE

## LIQIFIT TUBE UNION ELBOWS

L4EU4	1/4OD X 1/4OD 90 UNION	EACH	10
L6EU6	3/8OD X 3/8OD 90 UNION	EACH	10
L8EU8	1/2OD X 1/2OD 90 UNION	EACH	10

## LIQIFIT TUBE MALE CONNECTORS

L4MC2	1/4 OD X 1/8 MIP	EACH	10
L4MC4	1/4 OD X 1/4 MIP	EACH	10
L6MC4	3/8 OD X 1/4 MIP MALE CONN	EACH	10
L6MC6	3/8 OD X 3/8 MIP MALE CONN	EACH	10
L8MC6	1/2 OD X 3/8 MIP	EACH	5
L8MC8	1/2 OD X 1/2 MIP MALE CONN	EACH	5

## LIQIFIT TUBE UNION CONNECTORS

L4UC4	1/4OD X 1/4OD UNION	EACH	10
L6UC4	3/8OD X 1/4OD UNION	EACH	10
L6UC5		EACH	10
L6UC6	3/8OD X 3/8OD UNION	EACH	10
L8UC6	1/2OD X 3/8OD UNION	EACH	5
L8UC8	1/2OD X 1/2OD UNION	EACH	5

## LIQIFIT TUBE FEMALE CONNECTORS

L4FC4	1/4OD X 1/4FIP FEMALE	EACH	10
-------	-----------------------	------	----

## LIQIFIT TUBE UNION TEES

L4TU4	1/4 OD	EACH	10
L6TU4	3/8OD X 3/8OD X 1/4OD	EACH	10
L6TU6	3/8OD TEE	EACH	10
L8TU8	1/2OD TEE	EACH	5

## LIQIFIT TUBE FEMALE FAUCET ADAPTERS

L4FA7	1/4OD X 7/16-24 FEM.	EACH	10
L6FA7	3/8OD X 7/16-24 FEM.	EACH	10

## LIQIFIT TUBE MALE ELBOWS

L4ME4	1/4OD X 1/4MIP 90 EL	EACH	10
L4ME6	1/4OD X 3/8MIP 90 EL	EACH	10
L6ME4	3/8OD X 1/4MIP 90 EL	EACH	10
L6ME6	3/8OD X 3/8MIP 90 EL	EACH	10

## LIQIFIT TUBE PLUGS

L4TPL	1/4 OD	EACH	10
L6TPL	3/8 OD PLUG	EACH	10

## LIQIFIT TUBE X LIQIFIT RED ADAPTER

L6RD4	3/8 PUSH X 1/4OD RED STEM	EACH	10
L8RD6	1/2 PUSH X 3/8 OD STEM	EACH	5

## LIQIFIT TUBE TWO-WAY DIVIDERS

L4YU4	1/4OD TWO WAY DIVIDER	EACH	10
L6YU6	3/8 OD	EACH	10

## LIQIFIT TUBE CAPS

L4CAP	1/4 OD END CAP	EACH	10
L6CAP	3/8 OD END CAP	EACH	10



## LIQUIFIT



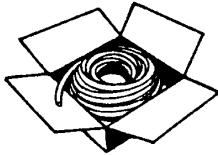
L6SEC6



L6BV



LASV4



L4W500



PXSW1007NL

NUMBER

DESCRIPTION

U/M PRICE

PKG/  
CASE

### LIQUIFIT TUBE X MIP STEM

<b>L6SEC6</b>	3/8PSH X 3/8 STEM 90 EL	EACH	10
---------------	-------------------------	------	----

### LIQUIFIT BALL VALVES

<b>L4BV</b>	1/4 OD	EACH	10
<b>L6BV</b>	3/8 OD	EACH	10
<b>L657CE</b>	1/4 FIP X 3/8OD 90 DEG	EACH	10

### LIQUIFIT ANGLE STOP ADAPTER VALVE

<b>LASV4</b>	1/4 OD X 3/8 MC X 3/8 E	EACH	10
<b>LASV6</b>	3/8 OD X 7/8 MC X 3/8 F	EACH	10

### LIQUIFIT POLYETHYLENE TUBING WHITE - 500 FT.

<b>L4W500</b>	1/4 O.D. X 500FT. WHITE	FT	500
<b>L6W500</b>	3/8 O.D. X 500FT. WHITE	FT	500

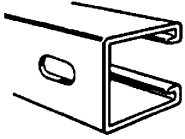
### O-RING FOR PEX SWIVEL BRASS ADAPTERS.

<b>PXR212</b>	O-RING FOR PEX SWIVEL BRASS ADAPTERS	EACH	20
---------------	--------------------------------------	------	----

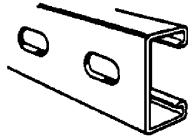
### PEX BRASS SWIVEL ADAPTER WITH O-RING

<b>PXSW1007NL</b>	1 FPT X 3/4 PEX BRASS SWIVEL ADAPTER W/ O-RING *LEAD FREE*	EACH	20
<b>PXSW1010NL</b>	1 FPT X 1 PEX BRASS SWIVEL ADAPTER W/ O-RING *LEAD FREE*	EACH	160
<b>PXSW1207NL</b>	1 FPT X 3/4 PEX BRASS SWIVEL ADAPTER W/ O-RING *LEAD FREE*	EACH	144
<b>PXSW1210NL</b>	1 FPT X 3/4 PEX BRASS SWIVEL ADAPTER W/ O-RING *LEAD FREE*	EACH	96

## STRUT CHANNEL & FITTINGS



PS200EH Channel  
1-1/8" x 9/16" Elongated  
Holes on 2" Centers  
1-5/8" x 1-5/8" x 12Ga.



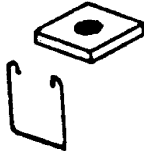
PS520EH Channel  
1-1/8" x 9/16" Elongated  
Holes on 2" Centers  
1-5/8" x 13/16" x 12Ga.



PSNS38G



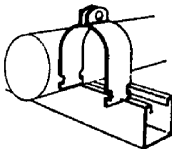
PSRS38G




PS61938G




PS1100



PS1200



PS006T



550-2T

NUMBER

DESCRIPTION

U/M PRICE

PKG/  
CASE

### STRUT CHANNEL

NUMBER	DESCRIPTION	U/M	PRICE	PKG/ CASE
PS200EH10P	10 FT GREEN	FT		
PS200EH20P	20 FT GREEN	FT		
PS520EH10P	10 FT GREEN	FT		
PS520EH20P	15/8 X 13/16 EL HOL	FT		

### STRUT CHANNEL NUTS

PSNS38G	3/8 CLAMP NUT GAL W/O SP	EACH		100
PSRS38G	3/8 CLAMP NUT GAL W/ SPR	EACH		100

### STRUT SQUARE WASHERS

PS61938G	3/8 SQ WASHER GALV	EACH		100
----------	--------------------	------	--	-----

### STRUT RIGID STEEL CLAMPS

PS110012G	1/2 PIPE CLAMP-GALV	EACH		100
PS110034G	3/4 PIPE CLAMP-GALV	EACH		100
PS11001G	1 PIPE CLAMP-GALV	EACH		100
PS1100114G	1 1/4 PIPE CLAMP-GALV	EACH		100
PS1100112G	1 1/2 PIPE CLAMP-GALV	EACH		100
PS11002G	2 PIPE CLAMP-GALV	EACH		50
PS11003G	3 PIPE CLAMP-GALV	EACH		50
PS11004G	4 PIPE CLAMP-GALV	EACH		25

### STRUT COPPER PLATED TUBING CLAMPS

PS120012C	1/2 NOM TUBE CLAMP COP	EACH		100
PS120058C	5/8 NOM TUBE CLAMP COP	EACH		100
PS120034C	3/4 NOM TUBE CLAMP COP	EACH		100
PS12001C	1 NOM TUBE CLAMP COP PL	EACH		100
PS1200114C	1 1/4 NOM TUBE CLAMP COP	EACH		100
PS1200112C	1 1/2 NOM TUBE CLAMP COP	EACH		100
PS12002C	2 NOM TUBE CLAMP COP PL	EACH		50
PS1200212C	2 1/2 NOM TUBE CLAMP COP	EACH		50

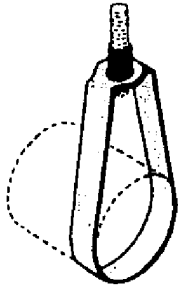
### STRUT CUSH-A-CLAMP ASSEMBLIES

PS006T	3/8 OD CUSH CLAMP	EACH		25
PS008T	1/2 OD CUSH CLAMP	EACH		25
PS010T	5/8 OD CUSH CLAMP	EACH		25
PS012T	3/4 OD CUSH CLAMP	EACH		25
PS014T	7/8 OD CUSH CLAMP	EACH		25
PS018T	1 1/8 OD CUSH CLAMP	EACH		20
PS022T	1 3/8 OD CUSH CLAMP	EACH		20
PS026T	1 5/8 OD CUSH CLAMP	EACH		20
PS034T	2 1/8OD CUSH CLAMP	EACH		10


### TOUCHDOWN CLAMPS

550-2T	5/8"-2"OD TOUCHDOWN CLMP	EACH		
--------	--------------------------	------	--	--

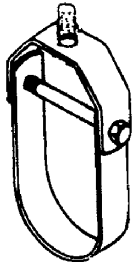
**PIPE HANGERS  
FOR 3/8" THREADED ROD**



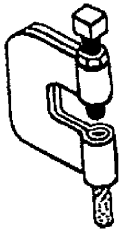
G-151



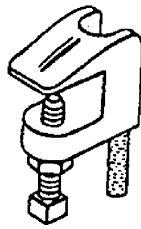
G-152  
Copper Coated



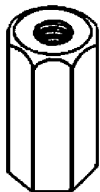
G-450




G-250 3/8



G-350 3/8



G-100RC



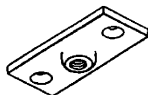
G-20 & G-40  
Zinc Plated



G-110HN



G-130FW



G-940

NUMBER	DESCRIPTION	U/M	PRICE	PKG/ CASE
--------	-------------	-----	-------	--------------

**GALV ADJUSTABLE SWIVEL RINGS #151**

G-151-1/2	1/2 ADJUST SWIVEL RING	EACH		100
G-151-3/4	3/4 ADJUST SWIVEL RING	EACH		100
G-151-1	1 ADJUST SWIVEL RING	EACH		100
G-151-1-1/4	1 1/4 ADJUST SWIVEL RING	EACH		100
G-151-1-1/2	1 1/2 ADJUST SWIVEL RING	EACH		100
G-151-2	2 ADJUST SWIVEL RING	EACH		100
G-151-2-1/2	2 1/2 ADJ SWIVEL RING	EACH		50
G-151-3	3 ADJUSTABLE SWIVEL RING	EACH		50
G-151-4	4 ADJUSTABLE SWIVEL RING	EACH		20

**COPPER TUBING SWIVEL RINGS #152**

G-152-1/2	1/2 COPPER SWIVEL RING	EACH		100
G-152-3/4	3/4 COPPER SWIVEL RING	EACH		100
G-152-1	1 COPPER SWIVEL RING	EACH		100
G-152-11/4	1 1/4 COPPER SWIVEL RING	EACH		100
G-152-11/2	1 1/2 COPPER SWIVEL RING	EACH		100
G-152-2	2 COPPER SWIVEL RING	EACH		100
G-152-2-1/2	2 1/2 COPPER SWIVEL RING	EACH		100
G-152-3	3 COPPER SWIVEL RING	EACH		50

**STANDARD PLAIN CLEVIS #450**

G-450-1/2	1/2 STD CLEVIS HANGER	EACH		50
G-450-3/4	3/4 STD CLEVIS HANGER	EACH		50
G-450-1	1 STD CLEVIS HANGER	EACH		50
G-450-11/4	1 1/4 STD CLEVIS HANGER	EACH		50
G-450-11/2	1 1/2 STD CLEVIS HANGER	EACH		50
G-450-2	2 STD CLEVIS HANGER	EACH		50
G-450-3	3 STD CLEVIS HANGER	EACH		25
G-450-4	4 STD CLEVIS HANGER	EACH		20
G-450-6	6 STD CLEVIS HANGER	EACH		10

**C-CLAMP / BEAM CLAMPS W/ LOCKNUT**

G-250-3/8	C-CLAMP W/LOCKNUT	EACH		100
G-350-3/8	BEAM CLAMP W/LOCKNUT	EACH		100

**ZINC PLATED THREADED ROD & COUPLINGS**

G-100RC	3/8 STD ROD CPLG	EACH		50
G-20	3/8-16 6' THREADED ROD	EACH		38
G-40	3/8-16 10' THREADED ROD	EACH		25

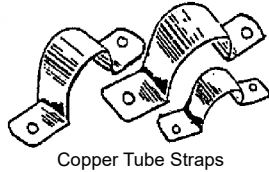
**NUTS / WASHERS / FLANGES**

G-110HN	3/8 STD HEX NUT-ZINC PLT	EACH		100
G-130FW	3/8 STD FLT WSHR-ZINC PL	EACH		100
G-940	3/8 IRON CEILING PLATE	EACH		100




**Curtis**  
PIPE • VALVES • FITTINGS

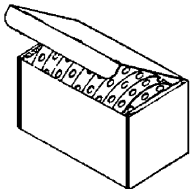
## PIPE HANGERS



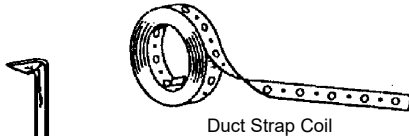
Copper Tube Straps



Galvanized Pipe Straps



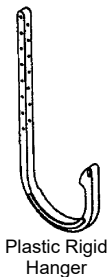
Pipe Strap Coils



Duct Strap Coil



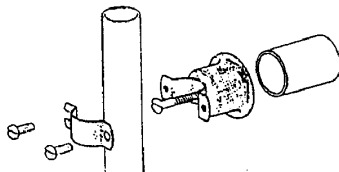
DS-3  
Duct Strap



Plastic Rigid  
Hanger



A420 Tube Nailer



BH500, BH750 & BH1000



BH-8



NUMBER

DESCRIPTION

U/M PRICE

PKG/  
CASE

### ELITE COPPER 2-HOLE TUBE STRAPS W/ NAILS

A440-1/4	1/4 NOM TUBE STRAPS	EACH	100
A440-3/8	3/8 NOM TUBE STRAPS	EACH	100
A440-1/2	1/2 NOM TUBE STRAPS	EACH	100
A440-3/4	3/4 NOM TUBE STRAPS	EACH	100
A440-1	1 NOM TUBE STRAPS	EACH	100
A440-1-1/4	1 1/4 NOM TUBE STRAPS	EACH	100
A440-1-1/2	1 1/2 NOM TUBE STRAPS	EACH	50
A440-2	2" NOM TUBE STRAP	EACH	50

### ELITE GALVANIZED 2-HOLE PIPE STRAPS W/ NAILS

G-440-3/8	3/8 GALV PIPE STRAP	EACH	100
G-440-1/2	1/2 GALV PIPE STRAP	EACH	100
G-440-3/4	3/4 GALV PIPE STRAPS	EACH	100
G-440-1	1 GALV PIPE STRAP	EACH	100
G-440-1-1/4	1 1/4 GALV PIPE STRAP	EACH	50
G-440-1-1/2	1 1/2 GALV PIPE STRAP	EACH	50
G-440-2	2 GALV PIPE STRAP	EACH	50

### ELITE PIPE STRAP COILS - 24 GA

APS24	3/4 GAL PIPE STRAP 10	EACH	10
APS24-C	3/4" X 10FT COPPER COAT	EACH	10

### ELITE DUCT STRAP COILS - 24 GA

APS24-100	3/4 GAL DUCT STRAP 100	EACH	1
DS24	3/4 GALV DUCT STRAP 10	EACH	10

### ELITE DUCT STRAPS

DS-3	DUCT STRAP	EACH	100
------	------------	------	-----

### ELITE (BASSET) PVC RIGID HANGERS

SH500	1/2 CTS X 7 1/2 J-HANGER	EACH	25
SH750	3/4 CTS X 7 1/2 J-HANGER	EACH	25
SH1000	1 CTS X 7 1/2 J-HANGER	EACH	25
RH1500	1 1/2 PVC RIGID HANGER	EACH	25/200
RH2000	2 PVC RIGID HANGER	EACH	25/200
RH3000	3 PVC RIGID HANGER	EACH	25/200
RH4000	4 PVC RIGID HANGER	EACH	25/100

### ELITE TUBE NAILERS - COPPER

A420	1/2"X3/4" TUBE NAILER	EACH	100
------	-----------------------	------	-----

### ELITE (BASSET) BELL HANGERS

BH500	1/2" BELL HANGER	EACH	25
BH750	3/4" BELL HANGER	EACH	25
BH1000	1" BELL HANGER	EACH	25

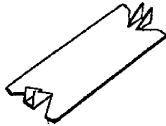
### GALVANIZED SQUARE DUCT HANGER

BH-8	8" GALV. SQUARE DUCT HANGER	EACH	100
BH-9	9" GALV. SQUARE DUCT HANGER	EACH	100
BH-10	8" GALV. SQUARE DUCT HANGER	EACH	100


## ACCESSORIES



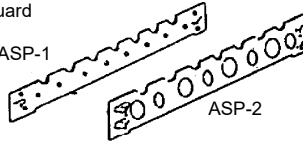
A-1  
Adjustable 12" to 19"



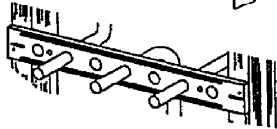
A503 Stud Guard



ASP-1



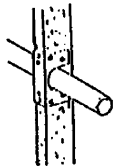
ASP-2



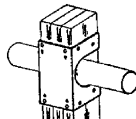
MS50020 Stub-Out Bar



Stub Out Bar & Insulators



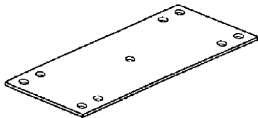
BS150



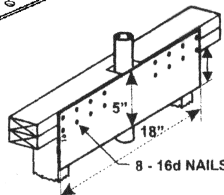
BS450



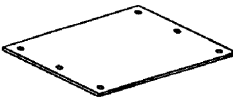
FHA912



FHA1818



FHA5001816G



P58-16-2



P58-16-SN

NUMBER

DESCRIPTION

U/M PRICE

PKG/  
CASE

### ELITE (BASSET) BRACKETS 12" TO 19"

A-1	GALV BRACKET ADJ 12"-19	EACH	50
C-1	COP CTD BRACKET 12"-19	EACH	25

### ELITE (BASSET) STUD GUARDS

A503-3	1 1/2 X 3 16-GA.	EACH	100
A503-16	1 1/2 X 6-16 GA.	EACH	100
A503	1 1/2 X 6-18GA	EACH	100

### ELITE (BASSET) COPPER COAT STUB OUT BAR

ASP-1	STUB OUT BAR(5/8OD -18")	EACH	50
ASP-2	STUB OUT BAR(MULTI -18")	EACH	50
MS50020	STUB OUT BAR(1/2"-20")	EACH	50

### ELITE (BASSET) STUB OUT BAR & INSULATORS

IS-18	18",20GA. W/1 11/32HOLES	EACH	50
PI-500	1/2" NOM PIPE INSULATOR	EACH	100
PI-750	3/4" NOM PIPE INSULATOR	EACH	100
PI-1000	1" NOM PIPE INSULATOR	EACH	100

### ELITE (BASSET) STUD SUPPORTS

BS150	SINGLE STUD GUARD 16 GA.	EACH	25
BS300	DOUBLE STUD GUARD 16 GA.	EACH	25
BS450	TRIPLE STUD GUARD 16 GA.	EACH	10


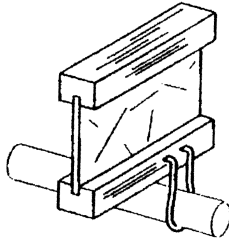
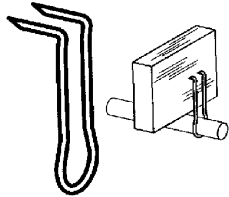
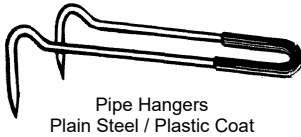
### ELITE (BASSET) FHA PLATES

FHA912	3"X9" 12GA FHA PLATE	EACH	25
FHA1818	3"X18" 18GA FHA PLATE	EACH	25
FHA5001816G	5"X18" 16 GA. PLATE-GALV	EACH	25


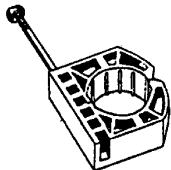
### ELITE BOCA CODE SAFETY PLATES

P58-16-2	5" X 8" 16GA.BOCA PLATE	EACH	50
P58-16-SN	5" X 8"16GA.SELF NAILING	EACH	25

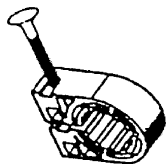
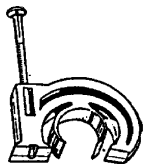
## PIPE HANGERS



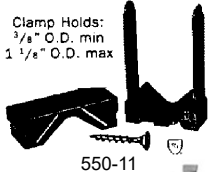
C1020 & C1125  
One-Nail Plastic Strap




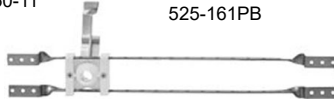
With Nails



Clamp Holds:  
3/8" O.D. min  
1 1/8" O.D. max



525-161PB



NUMBER

DESCRIPTION

U/M PRICE

PKG/  
CASE

### PIPE HANGERS – PLAIN STEEL / PLASTIC COAT

A5734	3/4 X 4" PLASTIC COATED	EACH	50
A5726	1/2 X 6" PLASTIC COATED	EACH	50
A5736	3/4 X 6" PLASTIC COATED	EACH	50
A5746	1 X 6" PLASTIC COATED	EACH	50

### PIPE HANGERS – PLAIN STEEL

A5736S	3/4 X 6" PLN STEEL 11 GA	EACH	50
A5746S	1 X 6" PLN STEEL 11 GA.	EACH	50

### COPPER COATED PIPE HANGERS

A5732C	3/4 X 2 1/2" FOR TGI JST	EACH	50
A5734C	3/4 X 4" COPPER COATED	EACH	50
A5726C	1/2 X 6" COPPER COATED	EACH	50
A5736C	3/4 X 6" COPPER COATED	EACH	50
A5746C	1 X 6" COPPER COATED	EACH	50

### ONE NAIL STRAPS FOR TUBE

C1020	FOR 1/4 OD TUBE 100/BOX	EACH	1
C1125	FOR 3/8 OD TUBE-50/BOX	EACH	1

### SHIUX CHIEF POLY TUBE HANGERS

A512-L	1/2 TUBING HANGER	EACH	100/1000
A513-L	3/4 TUBING HANGER	EACH	100/500
A514-L	1" TUBE HANGER	EACH	25/250
A552-L	1/2 PICK-UP TALON(556-2)	EACH	100/1000
A553-L	3/4 PICK-UP TALON(556-3)	EACH	100/1000
A554-L	1" PICK-UP TALON(556-4)	EACH	100/1000
A555-L	1/2 & 3/4 TALON	EACH	100/1000

### SHIUX CHIEF PADLOCK HANGERS

A551-P2	1/2 CTS PADLOCK HGR	EACH	100/1000
A551-P3	3/4 CTS PADLOCK HGR	EACH	50/500

### SHIUX CHIEF TOUCHDOWN™ CLAMPS

550-11	3/8-11/8 OD TOUCHDOWN	EACH	100
550-20	1/2-2 CTS, 3/8-2 SCH 40	EACH	100

### SHIUX CHIEF TWISTED BRACKET W/PEX BEND LOCK BLOCK

525-161PB	TWISTED BRACKET W/ 1-PEX BEND LOCK BLOCK	EACH	25
525-162PB	TWISTED BRACKET W/ 2-PEX BEND LOCK BLOCK	EACH	25

### SHIUX CHIEF UNIVERSAL SLIDER BRACKETS

522-1624	ADJ 11"-19" W/2-TCH DOWN	EACH	50
----------	--------------------------	------	----

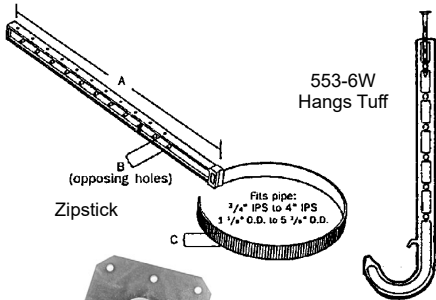
### SHIUX CHIEF CTS HANGS TUFF JR.

553-2W	1/2 CTS	EACH	50/250
553-3W	3/4 CTS	EACH	50/250
553-4W	1 CTS	EACH	50/150
553-5W	1-1/4 CTS	EACH	50/150

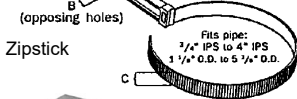


**Curtis**  
PIPE • VALVES • FITTINGS

## PIPE HANGERS




553-6W  
Hangs Tuff




For holding 1/2" copper  
or 1/2" stub-outs

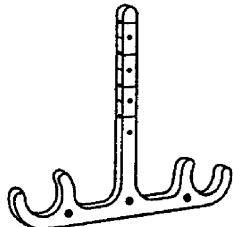
Square-O-Strap




Plastic Hanger Strap



Tube Hanger




Double J-Hook



A559



A557



A558-3



NUMBER

DESCRIPTION

U/M PRICE

PKG/  
CASE

### SIoux CHIEF DWV HANGS TUFF

553-6W	1 1/2" DWV HANG TUFF	EACH	25/250
553-7W	2" DWV HANG TUFF	EACH	25/250
553-8W	3" DWV HANG TUFF	EACH	25/300
553-9W	4" DWV HANG TUFF	EACH	25/100
553-830W	3" SCH 30 HANG TUFF	EACH	25/300

### SIoux CHIEF ZIPSTICKS

553-014W	14" ZIPSTICK	EACH	25
553-026W	26" ZIPSTICK	EACH	25

### SQUARE-O-STRAP

505-24	1/2 CTS SQUARE-O-STRAP	EACH	100
--------	------------------------	------	-----

### PLASTIC HANGER STRAPS

JHK-100	3/4 PLSTC HGR STRP 100	EACH	10
---------	------------------------	------	----

Note: 1/8" dia. holes. Max. working load 15# @ 85°F. Breaking strngth. 100# @ 68°F.

### QUICKLATCH™ TUBE HANGERS

NM1900	1/2 COPPER TUBE CLIC HANGER	EACH	100
NM2010	3/4 COPPER TUBE CLIC HANGER	EACH	100
NM2020	1 COPPER TUBE CLIC HANGER	EACH	100

### OATEY DOUBLE PVC PIPE HANGERS

AJJ500	1/2X1/2 CTS DBL HOOK	EACH	25
AJJ750	3/4X3/4 CTS DBL HOOK	EACH	50/150

### OATEY POLY TUBING CLAMPS

A559-2	1/2" TUBE CLAMP	EACH	100
A559-3	3/4" TUBE CLAMP	EACH	100
A559-4	1" TUBE CLAMP	EACH	50
A559-5	1 1/4" TUBE CLAMP	EACH	25
A559-6	1 1/2" TUBE CLAMP	EACH	25

### OATEY SUSPENSION CLAMPS

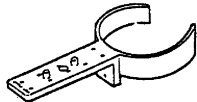
A557-2	1/2" SUSPENSION CLAMP	EACH	100
A557-3	3/4" SUSPENSION CLAMP	EACH	100
A557-4	1" SUSPENSION CLAMP	EACH	50
A557-5	1 1/4" SUSPENSION CLAMP	EACH	25
A557-6	1 1/2" SUSPENSION CLAMP	EACH	25

### OATEY PIPE INSULATOR CLAMPS

A558-2	1/2" TUBE INSULATOR	EACH	50
A558-3	3/4" TUBE INSULATOR	EACH	50



## PIPE HANGERS



MPH-2 & MPH-4



J-Clip



Gray Anchor & Screw Kit



Stove Bolt

## IDEAL HOSE CLAMPS

Clamp to Flexible Pipe Size Guide

CLAMP SIZE NO.	CLAMP DIA.		BAND WIDTH
	Min.	Max.	
04	1/4	5/8	5/16
06	3/8	7/8	5/16
08	7/16	1	5/16
10	1/2	1-1/8	9/16
12	1/2	1-1/4	9/16
16	3/4	1-1/2	9/16



Hose Clamp

Clamp to Flexible Pipe Size Guide

CLAMP SIZE NO.	CLAMP DIA.		BAND WIDTH
	Min.	Max.	
04	1/4	5/8	5/16
06	3/8	7/8	5/16
08	7/16	1	5/16
10	1/2	1-1/8	9/16
12	1/2	1-1/4	9/16
16	3/4	1-1/2	9/16
20	3/4	1-3/4	9/16
24	1	2	9/16
28	1-5/16	2-1/4	9/16
32	19-1/6	2-1/2	9/16
36	7/8	2-3/4	9/16
40	1-1/8	3	9/16
52	1-7/8	3-3/4	9/16
56	3	4	9/16
64	2-1/2	4-1/2	9/16
72	3-1/8	5	9/16
80	3-1/2	5-1/2	9/16



Saddle Valve



PVC Saddle Clamp

NUMBER

DESCRIPTION

U/M PRICE

PKG/  
CASE

### J-CLIPS

419-3/8X1/2	3/8ODX1/2 OD J-CLIPS	EACH	100
A419-5/8	5/8 OD J-CLIPS	EACH	100

### MULTI-PURPOSE PVC PIPE HOLDERS

MPH-2	1 1/2-2" MULTI-PUR	EACH	50
MPH-4	3-4" MULTI-PUR PVC	EACH	25

### ANCHOR & SCREW KITS

A590-10	1/4 ANCHR & #10X11/4SCREW	EACH	1
---------	---------------------------	------	---

### STOVE BOLTS W/ NUTS

1SB50	1/4-20 X 1 STV BOLT 100/BX	EACH	
-------	----------------------------	------	--

### HOSE CLAMPS

ABG50E	3/8" HOSE CLAMP06(6206)	EACH	10
ABG50F	1/2"HOSE CLAMP 08(62P08)	EACH	10
ABG50K	3/4"HOSE CLAMP 10(5010)	EACH	10
ABG50M	1" HOSE CLAMP 12 (5012)	EACH	10
ABG50Q	1 1/4 HOSE CLAMP 16(5016)	EACH	10

### ALL STAINLESS HOSE CLAMPS

ABG51C	1/4"S.S.CLAMP 04(62602)	EACH	10
ABG51E	3/8"S.S.CLAMP 06(62606)	EACH	10
ABG51E-WB	3/8"CLMP 06 W.BAND(6806)	EACH	10/200
ABG51F	1/2"S.S.CLAMP 08 (62M08)	EACH	10/200
ABG51F-WB	1/2"CLMP 08 W.BAND(6808)	EACH	10/200
ABG51K	3/4"S.S.CLAMP 10 (6810)	EACH	10/500
ABG51M	1" S.S.CLAMP 12 (6812)	EACH	10/500
ABG51Q	1 1/4S.S.CLAMP 16 (6816)	EACH	10/500
ABG51R	1 1/2S.S.CLAMP 20 (6820)	EACH	10/500
ABG51S	2" S.S.CLAMP 24 (6824)	EACH	10/500
ABG51T	2 1/2S.S.CLAMP 32 (6832)	EACH	10
ABG51-28	2 1/4(6828)FOR(A256-125)	EACH	10
ABG51-36	2 3/4S.S.CLAMP 36 (6836)	EACH	10
ABG51-40	3"CLMP(6840)FOR(A256-22)	EACH	10
ABG51-56	4"CLMP(6856)FOR(A256-33)	EACH	10
ABG51-64	4 1/2"S.S.CLAMP (6864)	EACH	10
ABG51-72	5" S.S.CLAMP 72 (6872)	EACH	10
SSH80	5 1/2"(6880)FOR(A256-44)	EACH	10

### SADDLE VALVES

A1076LF	LEAD FREE 3/8 - 1 TUBE 1/4 O.D. SADDLE VALVE	EACH	75
---------	--	------	----

### PVC SADDLE CLAMPS

PDC-Q38	3/8" JG X 1 1/2" DRAIN LINE SADDLE CLAMP	EACH	250
PDC-Q14	1/4" JG X 1 1/2" DRAIN LINE SADDLE CLAMP	EACH	125



# CABLE TIES & TIE-DOWN STRAPS



Catamount  
Cable Ties




Cable Tie (18-40 Lbs.)



Cable Tie (50 Lbs.)



Cable Tie (175 Lbs.)



Rubber Tie-Down Strap

NUMBER

DESCRIPTION

U/M PRICE

PKG/  
CASE

## CATAMOUNT CABLE TIES 18-40 LBS SOLD 100 PER BAG

NT4-18BK	4" 18 LB BLACK TIE	EACH
NT4-18N	4" 18 LB NAT. TIE	EACH
NT8-18N	8" 18 LB NAT. TIE	EACH
NT8-40BK	8" 40 LB BLACK TIE	EACH
NT8-40N	8" 40 LB NAT. TIE	EACH

## CATAMOUNT CABLE TIES 50 LBS SOLD 100 PER BAG

NT7-50BK	7.5" 50 LB BLACK TIE	EACH
NT7-50N	7.5" 50 LB NAT. TIE	EACH
NT11-50BK	11.1" 50 LB BLACK TIE	EACH
NT11-50N	11.1" 50 LB NAT. TIE	EACH
NT14-50BK	14.1" 50 LB BLACK TIE	EACH
NT14-50N	14.1" 50 LB NAT. TIE	EACH

## CATAMOUNT CABLE TIES 175 LBS SOLD 50 PER BAG


NT34-175N	34" 175 LB NAT. TIE	EACH
NT48-175G	48" 175 LB GRAY TIE	EACH

## RUBBER TIE-DOWN STRAPS

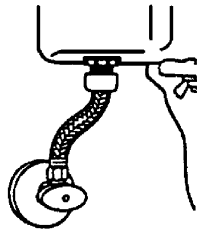
AR715B	15" RUBBER STRAP	EACH	50
AR722B	21" RUBBER STRAP	EACH	50
AR731B	31" RUBBER STRAP	EACH	50
AR741B	41" RUBBER STRAP	EACH	50



## PLUMBING SPECIALTIES



Flexible Lavatory Connection



Flexible Closet Connector



Deep Escutcheon



Shallow Escutcheon



White Poly Escutcheon



Floor & Ceiling Split Plates



Chrome ABS Floor & Ceiling Plates




NUMBER	DESCRIPTION	U/M	PRICE	PKG/ CASE
<b>FLUIDMASTER FLEX SS LAV SUPPLIES NO-BURST 3/8 F. COMP X 1/2 FIP</b>				
AB1F-9	9" LAV FLEX CONNECTOR	EACH		25
AB1F-12	12" LAV FLEX CONNECTOR	EACH		25
AB1F-16	16" LAV FLEX CONNECTOR	EACH		25
AB1F-20	20" LAV FLEX CONNECTOR	EACH		25
<b>FLUIDMASTER FLEX SS LAV SUPPLIES NO-BURST 3/8 F. COMP X 3/8 OD MALE COMP</b>				
AB8F-12	12" FLEX CONNECTOR	EACH		25
AB8F-16	16" FLEX CONNECTOR	EACH		25
AB8F-20	20" FLEX CONNECTOR	EACH		25
<b>FLUIDMASTER FLEX SS CLOSET SUPPLIES NO-BURST 3/8 F. COMP X 7/8 F. BALLCOCK</b>				
AB1T-6	6" CLOSET FLEX CONNECTOR	EACH		25
AB1T-9	9" CLOSET FLEX CONNECTOR	EACH		25
AB1T-12	12" CLOSET FLEX CONNECT	EACH		25
AB1T-16	16" CLOSET FLEX CONNECT	EACH		25
<b>CHROME ESCUTCHEONS – DEEP O.D.</b>				
ADC-I	5/8 OD DEEP ESCUTCHEON	EACH		25
<b>CHROME ESCUTCHEONS – DEEP IPS</b>				
ADP-E	3/8 IPS DEEP ESCUTCHEON	EACH		25
<b>CHROME ESCUTCHEONS – LOW O.D.</b>				
ASEC-F	1/2 OD LOW ESCUTCHEONS	EACH		100
ASEC-I	5/8 OD LOW ESCUTCHEONS	EACH		25/2000
ASEC-L	7/8 OD LOW ESCUTCHEONS	EACH		25
<b>CHROME ESCUTCHEONS – LOW IPS</b>				
ASEP-E	3/8 IPS LOW ESCUTCHEONS	EACH		100
ASEP-F	1/2 IPS LOW ESCUTCHEONS	EACH		100
ASEP-K	3/4 IPS LOW ESCUTCHEONS	EACH		25
ASEP-R	1 1/2 IPS LOW ESCUTCHEON	EACH		25
<b>WHITE POLY ESCUTCHEONS – LOW IPS</b>				
921-6W	1 1/2 IPS WHITE POLY LOW	EACH		100
921-7W	2 IPS PLASTIC ESCUTCH	EACH		20
<b>CHROME ABS FLOOR &amp; CEILING PLATES</b>				
ASPEC-I	5/8 OD SPLIT CH ESCUT	EACH		12
ASPEC-L	7/8 OD SPLIT CH ESCUT	EACH		12
927-6	1 1/2" IPS SPLIT CH ESCUT	EACH		120
927-7	2 IPS SPLIT CH ESCUT	EACH		12/120
<b>FLOOR &amp; CEILING SPLIT PLATES SURE-GRIP</b>				
AICP-F	1/2 IPS FLR & CLG PLATE	EACH		25
AICP-I	5/8 OD FLR & CLG PLATE	EACH		25
AICP-L	7/8 OD FLR & CLG PLATE	EACH		25
AICP-R	1 1/2 IPS FLR & CLG PLATE	EACH		12/576
AICP-S	2 IPS FLR & CLG PLATE	EACH		25

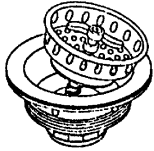
## PLUMBING SPECIALTIES



Box Flange



Cock Hole Cover



SS-304



SS-305J



SS-306B



SS-308



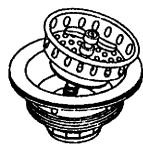
SS-420




SS-430



A-300



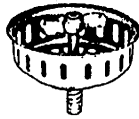
A-304




A-400



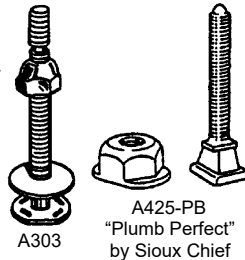
BASK300



BASK304



Closet Bolt



A303

A425-PB  
"Plumb Perfect"  
by Sioux Chief



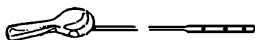
A8036  
Tank to Bowl Gasket



A8035 Tank Bolt Kit



Plastic Tank Ball



Tank Trip Lever

NUMBER

DESCRIPTION

U/M

PRICE

PKG/  
CASE

### BOX FLANGES

A7407	1 1/4 BOX FLANGE	EACH	10
A7409	1 1/2 BOX FLANGE	EACH	10

### CHROME COCK HOLE COVERS

ACHC2	2" CHR M COCK HOLE COVER	EACH	
-------	--------------------------	------	--

### JOMAR STAINLESS STEEL BASKET STRAINERS

SS-304	TWIST-N-LOC STRNR-JOMAR	EACH	24
SS-305J	EASY-LOC STRAINER-JOMAR	EACH	24
SS-306B	SNAP-N-LOC STNR-JOMAR	EACH	24
SS-308	2-21/2(2 5/8SHK)S WONDER	EACH	1
SS-420	MAG-NA-LOC STRNR-JOMAR	EACH	1
SS-430	SNAP & SEAL STRNR-JOMAR	EACH	1

### STAIN. STEEL BASKET STRAINERS – 4-1/2" DIA. – IMPORT

A-300	BASKET STRAINER-IMPORT	EACH	50
A-304	TWIST TYPE STRAINER	EACH	50
A-400	DUO-CUP/DEEP W/BR NUT	EACH	50

### STRAINER REPLACEMENT BASKETS

BASK300	STR REP BSKT-A-300, A-400	EACH	
BASK304	REPL BASKET FOR A-304	EACH	

### CLOSET BOLTS (PAIR)

\*\*W/ PLASTIC STAND-UP WASHER

A300D	1/4 X 2 1/4 JOHNI-BOLTS	EACH	100
A300E	5/16 X 2 1/4 JOHNI-BOLTS	EACH	100
A301B	5/16X21/4 BR CLST BOLT **	EACH	50
A303A	1/4X21/4 BRASS E-Z SNAP **	EACH	50
A303B	5/16X21/4 BR EASY SNAP **	EACH	50
A307B	5/16X31/2 BR CLOSET BOLT	EACH	50
A425-PB	5/16X21/2 PLST CLST BOLT	EACH	50

### CLOSET TANK PARTS

A8035	BRASS TANK BOLT KIT(2PR)	EACH	100
A8036	GASKET- UNI TANK TO BOWL	EACH	100
A9000	TOILET TANK BALL-PLASTIC	EACH	250
A9120	TRIP LEVER-ALLOY ARM	EACH	25



Curtis  
PIPE • VALVES • FITTINGS

# PLUMBING SPECIALTIES

\*Not for Potable Water

## HERCULES®




AR1



AR2X



SINCE 1944



AR2

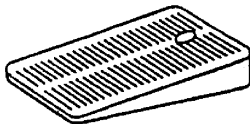


Bol Wax #3 (AR5-34)

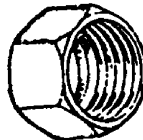


Spanner Flange

886-MR



460WW Wedge-It



ABC128N

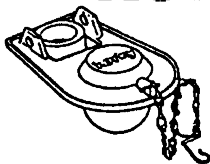


FLUIDMASTER, INC.



A500A  
Bull's Eye Flapper

## KORKY®



K-605 & K2001



AB252



C-107



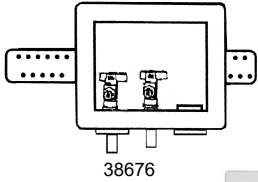
Curtis  
PIPE • VALVES • FITTINGS

NUMBER	DESCRIPTION	U/M	PRICE	PKG/ CASE
<b>EXTRA THICK WAX RING GASKETS</b>				
AR1X	WAX RING-EXTRA THICK	EACH		24
AR2X	EX THCK WAX RING W/FLNGE	EACH		24
<b>WAX RING GASKETS</b>				
AR1	WAX RING-PLAIN	EACH		48
AR2	WAX RING W/FLANGE	EACH		24
<b>WAX RING-GENERIC</b>				
PR1	WAX RING-PLAIN	EACH		48
PR2	WAX RING W/FLANGE	EACH		24
<b>W.H. HARVEY WAX RING GASKETS</b>				
AR3	3"&4"URTHNE W.RING W/FLG	EACH		24
AR5-34	3" & 4" REFN FLR/WALL GS	EACH		24
<b>CLOSET FLANGE RINGS</b>				
ASF-100	CLOSET FLG REPAIR PIECE	EACH		20
886-ER	3/4" CLOSET FLNG SPACER	EACH		25
886-MR	STAINLESS STEEL RINGER	EACH		20
886-R	7/16" EXTENSION RING	EACH		20
<b>SHIUX CHIEF MULTI-PURPOSE WEDGE-IT</b>				
460WW	WOBBLE WEDGE (460-10)	EACH		100
460-20	SOFT WOBBLE WEDGE	EACH		100
<b>BRASS BASIN NUTS</b>				
ABC128N	NOT RECMD FOR PEX RISER	EACH		
<b>FLUIDMASTER FLAPPER TANK BALLS</b>				
A500A	BULL'S EYE FLAPPER (500)	EACH		
<b>KORKY FLAPPER TANK BALLS</b>				
K58	FLP-KOHLER (RED) BALL	EACH		
K-605	KORKY COMPOUND(BLACK)	EACH		1/180
K2001	FLAPPER (RED) BLISTER PAK	EACH		1/72
<b>KORKY TOILET FLAPPERS</b>				
2004BP	KORKY PLUS ADJ. TOILET	EACH		
16X	KORKY 1.6 TOILET FLAPPER	EACH		
52P	KORKY ECONO FLAPPER W/	EACH		
<b>LAVELLE TANK BALLS/FLAPPERS</b>				
AB252	3" TRIPLE SEAL	EACH		10
<b>LAVELLE FORCE CUP PLUNGERS</b>				
C-107	DUAL FORCE CUP PLUNGER	EACH		8

# PLUMBING SPECIALTIES



Washing Machine Box w/ Hammer Restors



38676



A1000 Wash. Machine Center Drain Box



Quadro Washing Machine Box w/ (2) 1/4-Turn Valves



38530 Copper



38531 CPVC



38532 PEX



Washing Machine Hose w/ 90° Elbow



Washing Machine Hose

NUMBER	DESCRIPTION	U/M	PRICE	PKG/ CASE
--------	-------------	-----	-------	--------------

## WASHING MACHINE BOXES W/ HAMMER RESTORS

38540	1/4-TRN QUARTO 1/2SWT/MI	EACH		12
38542	1/4-TURN QUARTO W/1/2PEX	EACH		6

## OATEY WASH MACHINE OUTLET BOXES

38676	DBL O/L W/1/2 TRN(38673)	EACH		12
A1000	PCV WASH BOX ONLY(38751)	EACH		12

## QUADRO OATEY WASHING MACHINE BOXES

38530	1/2 SWT/MIP CONN VALVES	EACH		12
38531	1/2 CPVC CONN VALVES	EACH		12
38532	1/2 PEX CONN VALVES	EACH		12

## WASH MACHINE HOSES

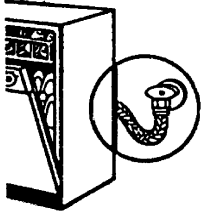
A215-E6	6' WASH HOSE W/90 EL	EACH		12
A2180	WASH MACHINE HOSE-6 FT	EACH		12

# PLUMBING SPECIALTIES

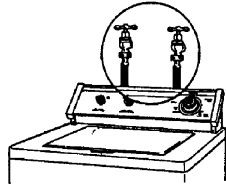
\*Not for Potable Water



**FLUIDMASTER, INC.**




Dishwasher Connector




Washing Machine Connector



Dishwasher Fitting



Dishwasher Hose



Icemaker Kit



**FLUIDMASTER, INC.**



Icemaker Connector

NUMBER

DESCRIPTION

U/M PRICE

PKG/  
CASE

## FLUIDMASTER DISHWASHER / WASHING MACHINE CONNECTORS SS NO BURST

<b>B6W48</b>	3/8 CMP X 48" DISHWASHER	EACH	10
<b>B6W60</b>	3/8 CMP X 60" DISHWASHER	EACH	10
<b>B9WM60</b>	3/4 G.H. X 60" WASH.MACH	EACH	10

## \* DISHWASHER FITTINGS

<b>DEHF3438</b>	3/4"G.H. X 3/8"COMP THD	EACH	10
-----------------	-------------------------	------	----

## DISHWASHER HOSE

<b>58DWH50</b>	5/8 DISHWSHR HOSE 50'BOX	EACH	1
<b>78DWH50</b>	7/8 DISHWSHR HOSE 50'BOX	EACH	1

## UNIVERSAL ICEMAKER KITS BAGGED COMPLETE WITH FITTING

<b>APOLY25</b>	UNIV. POLY ICE MKR 25FT.	EACH	
----------------	--------------------------	------	--

## FLUIDMASTER ICEMAKER CONNECTORS SS NO-BURST

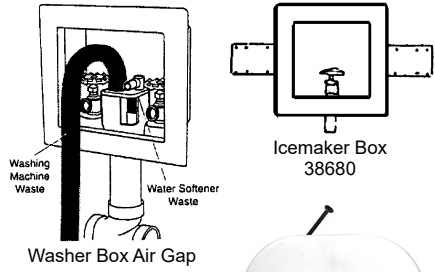
<b>B12IM60</b>	5' ICEMAKER CONN	EACH	10
<b>B12IM96</b>	8' ICEMAKER CONN.	EACH	10

\* Not for Potable Water

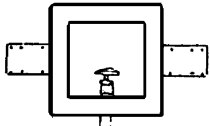


**Curtis**  
PIPE • VALVES • FITTINGS

# PLUMBING SPECIALTIES




Washer Box Air Gap



Icemaker Box  
38680



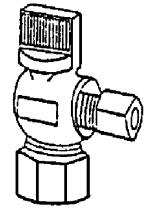
Icemaker Box  
38611 & 38613



Add-A-Line




696-1010XF



BVCr09 Ball Type



660-TRIB



660-H




660-S



660-V2



CHA-0500



Box w/ Valves  
& Arrestors

NUMBER	DESCRIPTION	U/M	PRICE	PKG/ CASE
--------	-------------	-----	-------	--------------

## AIR GAPS FOR WASHING MACHINE BOXES

AG400	WASHER BOX AIR GAP	EACH		
-------	--------------------	------	--	--

## OATEY ICEMAKER OUTLET BOXES

A1300	BOX W/1/2 SWT VL(38681)	EACH		6
38611	1/4 TRN X 1/2 SWT VL INS	EACH		6
38613	ICE MAKER BOX W/NAILS	EACH		6
38680	1/4 TRN BL VL W/CPVC TP	EACH		6
38684	ICE MAKER BOX-STD. SIZE	EACH		6

## SIOUX CHIEF ADD-A-LINE

601-20CV	5/8"OD COMP X 1/4"OD CMP	EACH		
601-30CV	7/8"OD COMP X 1/4"OD CMP	EACH		

## ICEMAKER OUTLET BOX W/ VALVES & ARRESTOR SIOUX CHIEF OX BOX

696-1010XF	OX-BOX W/1/2 PX & ARRSTR	EACH		10
------------	--------------------------	------	--	----

## ELITE ICEMAKER VALVES CHROME PLATED - ANGLE

BVCr05	1/4OD X 1/2 PEX ANGLE	EACH		1/240
BVCr08	1/4OD X 1/2 NOM ANGLE	EACH		1/240
BVCr09	1/4OD X 5/8OD COMP ANGLE	EACH		1/240

## SIOUX CHIEF MINI-RESTERS

660-2	1/2 MIP MINI-RESTERS	EACH		50
660-C	5/8 OD COMP MINI-RESTERS	EACH		50
660-H	G. HOSE TEE MINI-RESTERS	EACH		25
660-S	1/2 SWT MINI-RESTERS	EACH		50
660-T	5/8 OD COMP TEE MINI-RST	EACH		25
660-TR1B	3/8" OD COMP X 3/8" OD FEMALE COMP	EACH		25
660-V2	1/2 CPVC-MINI RESTER	EACH		50
660-X2B	1/2" PEX CRIMP STRAIGHT	EACH		

## CPVC MINI-RESTERS

CHA-0500	1/2 CPVC MINI-RESTER	EACH		50
----------	----------------------	------	--	----

## OUTLET BOXES W/ VALVES & ARRESTORS SIOUX CHIEF OX BOX


696-MFA	OX-BOX W/MIP-SWT ADPT	EACH		1/10
696-XFA	OX-BOX W/PEX ADPT-VALVE	EACH		10





# PLUMBING SPECIALTIES

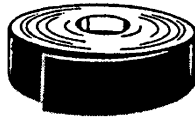
\*Not for Potable Water



A622-M08



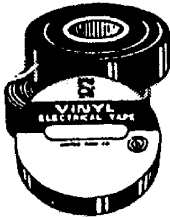
A432-5M  
Open Mesh Abrasive



Waterproof  
Sandcloth



Duct Tape



Electrical Tape

NUMBER	DESCRIPTION	U/M	PRICE	PKG/ CASE
--------	-------------	-----	-------	--------------

## SIoux CHIEF COPPER TYPE L STUB OUTS

A622-L12	1/2 X 12 TYPE L STUB OUT	EACH		100
----------	--------------------------	------	--	-----

## SIoux CHIEF COPPER TYPE M STUB OUTS

A622-M06	1/2 X 6" TYPE M STUB OUT	EACH		100
A622-M08	1/2 X 8" TYPE M STUB OUT	EACH		100
A622-M12	1/2 X 12 TYPE M STUB OUT	EACH		100

## SANDCLOTH

A432	1 1/2 X 25 YD SAND CLOTH	EACH		
A432-5	1 1/2 X 5 YRD SAND CLOTH	EACH		
A432-5M	1 1/2 X 5 YRD MESH	EACH		10
A432B-5	1 1/2 X 5 YDS WTR PR BLU	EACH		100
A432B-10	1 1/2 X 10 YD WTR PR-BLU	EACH		

## POLYKEN DUCT TAPE

ADT229	2"X60 YDS DUCT TAPE 12M	EACH		24
ADT260	2"X60 YDS DUCT TAPE 8.5M	EACH		24
ADT260-1	2"X60 YDS DUCT TAPE 10M	EACH		24
ADT260-BL	2"X60 YDS DUCT TAPE 10M	EACH		24

## ELECTRICAL TAPE

AUT-60	3/4 X 60' ELECTRIC TAPE	EACH		10
--------	-------------------------	------	--	----



## PLUMBING SPECIALTIES




Pressure Gauge



Lead Free Pressure Gauge



L51-15



TG1420



G64001B



Coin Vent



Air Valve

**NIBCO**  
AHEAD OF THE FLOW™



Plastic Water Heater Pan



Aluminum Water Heater Pan

NUMBER	DESCRIPTION	U/M	PRICE	PKG/ CASE
--------	-------------	-----	-------	--------------

### \*PRESSURE GAUGES W/ 1/4" MIP – 2-1/2" DIAL

AL51-1	0-15 PRESSURE GAUGE	EACH		1
AL51-2	0-30 PRESSURE GAUGE	EACH		1
AL51-3	0-60 PRESSURE GAUGE	EACH		1
AL51-4	0-100 PRESSURE GAUGE	EACH		1/100
AL51-5	0-300 PRESSURE GAUGE	EACH		1

### LEAD FREE PRESSURE GAUGES WITH 1/4 MIP-2" DIAL

LF51-4	0-100# 2" STEEL CASE	EACH		100
--------	----------------------	------	--	-----

### LIQUID FILLED PRESSURE GAUGES

L51-15	0-15# 1/4MIP-2 1/2 SSBODY	EACH		
--------	---------------------------	------	--	--

### \* AIR TEST GAUGES

TG1420	0-60 AIR TEST GAUGE KIT	EACH		
G64001B	3/4FIP X1/8FIP W1/4FIP B	EACH		20

### \* AIR VENTING VALVES

ASN18L	1/8" AIR VALVE	EACH		100
ASN25L	1/4" AIR VALVE	EACH		100
AV12-KA	1/8 COIN VENT	EACH		100/1000

### PLASTIC WATER HEATER PANS W/ 1" FITTING

34061	20" PAN W/1" PVC FITTING	EACH		12
34062	22" WATER HEATER PAN	EACH		12
34162	22" PAN W/1" CPVC FIT'G	EACH		12
34165	30" PLASTIC PAN W/ 1" CPVC ADAPTER	EACH		12
34195	32" PLASTIC PAN W/ 1" CPVC ADAPTER	EACH		12

### WATER HEATER PANS W/ 1" FITTING


34152	22" ALUM WTR HEATER PAN	EACH		6
34154	26"ALUM WTR HTR PAN	EACH		6
34171	20" PAN W/1" CPVC FIT'G	EACH		6
34172	22" PAN W/1" CPVC FIT'G	EACH		6
34173	24" PAN W/1" CPVC FIT'G	EACH		6
34174	26" PAN W/1" CPVC FIT'G	EACH		6
34175	30" PAN W/ 1" CPVC ADAPTER	EACH		6
34193	32" PAN W/ 1" CPVC ADAPTER	EACH		6
34085	30" PAN W/ 1" ID X/ 1 1/2 " PVC ADAPTER	EACH		6

Sold by 6 pack only.

\* Not for Potable Water



# PLUMBING SPECIALTIES




Water Heater Runoff Tube



Dielectric Nipple



FIP Water Heater Flexible Connector



No-Burst Water Heater Connector



Water Heater Connector



Potable Water Expansion Tank



Washing Machine Pan



Water Softener Drip Pan



Tankless Water Heater Kits



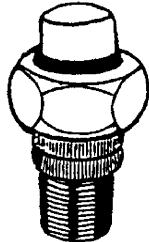
**Curtis**  
PIPE • VALVES • FITTINGS

NUMBER	DESCRIPTION	U/M	PRICE	PKG/ CASE
<b>WATER HEATER RUNOFF TUBES</b>				
4-ROT	4' RUNOFF TUBE	EACH		125
<b>DIELECTRIC NIPPLES</b>				
DN-343	3/4 X 3 DIELECTRIC NIPPL	EACH		200
<b>WATER SOFTENER/WATER HTR CONNECTORS COPPER FLEX – 7/8" OD TUBE</b>				
AWB00-12	3/4 FIP X 12" WTR HTR CO	EACH		25
AWB00-18	3/4 FIP X 18" WTR HTR CO	EACH		25
AWB00-24	3/4 FIP X 24" WTR HTR CO	EACH		25
AWB00-1	GASKET	EACH		
<b>FLUIDMASTER FLEX SS NO-BURST WATER HEATER CONNECTORS</b>				
B1H18	3/4 FIP X 18" WTR HTR CO	EACH		10
<b>SHARKBITE WATER HEATER CONNECTORS</b>				
U308818	3/4" FIP X 18" SS FLX HOSE	EACH		12
U308818BV	3/4" FIP X 18" SS FLX HOSE W/BV	EACH		12
<b>POTABLE WATER EXPANSION TANK MAX 150 PSI – MAX TEMP 200° F</b>				
PET-5	VOL 2.1 GAL TANK (PLT 5)	EACH		1
PET-12	VOL 4.5 GAL TANK(PLT 12)	EACH		1
<b>WASHING MACHINE PANS</b>				
34067	28"X30" WASH.M. PAN PLST	EACH		12
<b>WATER SOFTENER DRIP PANS</b>				
DP-9	12" DRIP PAN FOR 9" TANK	EACH		
<b>TANKLESS WATER HEATER KITS</b>				
TWHV34S	3/4 SWT	EACH		
TWHV34T	3/4 THD	EACH		


## INSULATED UNIONS



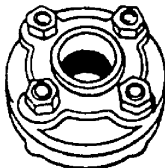
Insulated Union  
C x FIP



Insulated Union  
C x MIP



Rubber Gaskets



Flange Union



Orange Insert



301-333



NUMBER

DESCRIPTION

U/M

PRICE

PKG/  
CASE

### INSULATED UNIONS C X FIP

<b>A8000</b>	1/2 NOM X 3/4 FIP INSUL	EACH	12
<b>A8003</b>	1/2 NOM X 1/2 FIP INSUL	EACH	12
<b>A8004</b>	3/4 NOM X 3/4 FIP INSUL	EACH	12/144
<b>A8005</b>	1 NOM X 1 FIP INSULATED	EACH	12
<b>A8006</b>	1 1/4NOMX1 1/4FIP INSUL	EACH	4
<b>A8007</b>	1 1/2NOMX1 1/2 FIP INSUL	EACH	4
<b>A8008</b>	2 NOM X 2 FIP INSULATED	EACH	2

### INSULATED UNIONS C X MIP

<b>A8001</b>	1/2 NOM X 3/4 MIP INSUL	EACH	12
<b>A8009</b>	3/4 NOM X 3/4 MIP INSUL	EACH	12/144

### INSULATED UNION RUBBER GASKETS

<b>A8003-1</b>	1/2" RUBBER GASKET	EACH	
<b>A8004-1</b>	3/4" RUBBER GASKET	EACH	
<b>A8005-1</b>	1" RUBBER GASKET	EACH	
<b>A8006-1</b>	1 1/4" RUBBER GASKET	EACH	
<b>A8007-1</b>	1 1/2" RUBBER GASKET	EACH	
<b>A8008-1</b>	2" RUBBER GASKET	EACH	

### FLANGE UNIONS – IMPORT

<b>RL-212</b>	21/2NOMX21/2FIP FLGD INS*	EACH	1
---------------	---------------------------	------	---

### INSULATED UNION ORANGE INSERTS – STEAM


<b>A8004-2</b>	3/4" INSERT-ORANGE	EACH	
----------------	--------------------	------	--

### \* DIELECTRIC UNIONS – BLACK GAS SERVICE


<b>301-333</b>	1/2"FIP BLACK DIELECTRIC	EACH	12
<b>301-334</b>	3/4"FIP BLACK DIELECTRIC	EACH	12

\* Not for Potable Water


## QUICK CONNECT FITTINGS



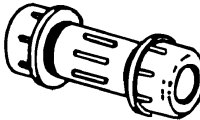
RH109



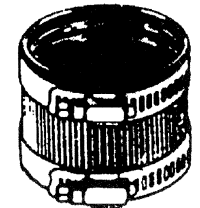
DT150



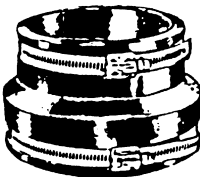
303 Series



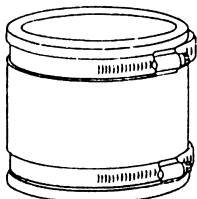
204 Series



ANHC No-Hub Coupling



A202 Flexible Coupling



A256 Flexible Coupling



Shear Coupling

NUMBER

DESCRIPTION

U/M PRICE

PKG/  
CASE

### \*BRASS RAISED HEAD CLEANOUT PLUGS – SOUTHERN CODE

RH109R	1 1/2" RAISED HEAD C/O	EACH	
RH109S	2" RAISED HEAD C/O PLUG	EACH	
RH109U	3" RAISED HEAD C/O PLUG	EACH	
RH109V	3 1/2" RAISED HEAD C/O	EACH	
RH109X	4" RAISED HEAD C/O PLUG	EACH	

### FLEXIBLE DRAIN & TRAP CONNECTORS

DT150	1 1/2 X 1 1/2-1 1/4 DRAIN	EACH	100
-------	---------------------------	------	-----

### GALVANIZED MI COMPRESSION COUPLINGS

303-103	1/2" GALV COMP COUPLING	EACH	24
303-104	3/4" GALV COMP COUPLING	EACH	24
303-105	1" GALV COMP COUPLING	EACH	24
303-106	1 1/4" GALV COMP COUPLING	EACH	12
303-107	1 1/2" GALV COMP COUPLING	EACH	12
303-108	2" GALV COMP COUPLING	EACH	8

### PVC COMPRESSION COUPLINGS

204-103	1/2" PVC COMP COUPLING	EACH	20
204-104	3/4" PVC COMP COUPLING	EACH	20
204-105	1" PVC COMP COUPLING	EACH	20
204-106	1 1/4" PVC COMP COUPLING	EACH	12
204-107	1 1/2" PVC COMP COUPLING	EACH	10
204-108	2" PVC COMP COUPLING	EACH	5

### NO-HUB COUPLINGS

ANHC02	1 1/2 NO-HUB COUPLING	EACH	100
ANHC06	2 NO-HUB COUPLING	EACH	100
ANHC08	3 NO-HUB COUPLING	EACH	100
ANHC10	4 NO-HUB COUPLING	EACH	100

### FLEXIBLE COUPLINGS – CLAY TO CAST IRON OR PLASTIC

A202-44	4" FLEXIBLE COUPLING	EACH	30
A202-64	6 X 4 FLEXIBLE COUPLING	EACH	20
A202-66	6 FLEXIBLE COUPLING	EACH	20

### FLEXIBLE COUPLINGS – CI OR PLASTIC TO CI OR PLASTIC

A256-125	1 1/4 FLEX COUPLING	EACH	100
A256-15	1 1/2 FLEXIBLE COUPLING	EACH	100
A256-15125	1 1/2 X 1 1/4 FLEX COUP	EACH	100
A256-215	2 X 1 1/2 FLEX COUPLING	EACH	100
A256-22	2 FLEXIBLE COUPLING	EACH	100
A256-32	3 X 2 FLEXIBLE COUPLING	EACH	60
A256-33	3 FLEXIBLE COUPLING	EACH	60
A256-43	4 X 3 FLEXIBLE COUPLING	EACH	50
A256-44	4 FLEXIBLE COUPLING	EACH	50
A256-64	6 X 4 FLEXIBLE COUPLING	EACH	25
A256-66	6 FLEXIBLE COUPLING	EACH	15
A256-88	8 FLEXIBLE COUPLING	EACH	12

### SHEAR COUPLING – CI -PL

A256-66SR	6 X 6 CI -PL SHEAR COUPLING	EACH	
A256-88SR	8 X 8 CI -PL SHEAR COUPLING	EACH	
A202-88SR	8 X 8 CLAY X CI-PL SHEAR COUPLING	EACH	
A202-66SR	6 X 6 CLAY X CI-PL SHEAR COUPLING	EACH	

\*Not for Potable Water




**Curtis**  
PIPE • VALVES • FITTINGS

## QUICK CONNECT FITTINGS

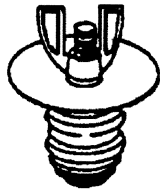
\*Not for Potable Water




Ductile Shear Banded Coupling



Clamp-All Hubless Pipe Couplings



AITEST Test Plug




ATC Test Cap

## FLASHINGS


# Oatey®



A444



A445



A446



NC-218A/G & NC-318A/G



PIPE • VALVES • FITTINGS

NUMBER

DESCRIPTION

U/M

PRICE

PKG/  
CASE

### DUCTILE SHEAR BANDED COUPLING

A256-64SR	6" PL X 4" DUCTILE SHEAR COUPLING	EACH	25
-----------	-----------------------------------	------	----

### CLAMP-ALL HI-TORQ 80 HUBLESS PIPE COUPLINGS

80015	1 1/2" HI-TORQ 80 HUBLESS	EACH	80
80020	2" HI-TORQ 80 HUBLESS	EACH	64
80030	3" HI-TORQ 80 HUBLESS	EACH	36
80040	4" HI-TORQ 80 HUBLESS	EACH	36

### CLAMP-ALL TRANSITION BUSHINGS FOR SERIES 80 COUPLINGS

31515	1 1/2 X 1 1/2 TRAN BUSHING	EACH	
30022	2 X 2 TRANS. BUSHING	EACH	
30033	3 X 3 TRANS. BUSHING	EACH	
30044	4 X 4 TRANS. BUSHING	EACH	

### ECONOMY TEST PLUGS

AITEST-112	1 1/2 PLUG	EACH	60
AITEST-2	2 PLUG	EACH	60
AITEST-3	3 PLUG	EACH	50
AITEST-4	4 PLUG	EACH	80

### TEST CAPS

ATC8329	1 1/2" TEST CAPS	EACH	100
ATC9330	2" TEST CAPS	EACH	100
ATC9331	3" TEST CAPS	EACH	50
ATC9332	4" TEST CAPS	EACH	25

### OATEY ROOF FLASHINGS

A444-2	2 ALUM ROOF FLASH	EACH	12
A444-3	3 ALUM ROOF FLASH	EACH	12
A444-4	4 ALUM ROOF FLASH	EACH	12
A445-1-1/2	1 1/2 NEO POLY FLASH	EACH	12
A445-2	2 NEO POLY FLASH	EACH	12
A445-3	3 NEO POLY FLASH	EACH	12
A445-4	4 NEO POLY FLASH	EACH	12

### OATEY GALVANIZED ROOF FLASHINGS

A446-1-1/2	1 1/2 GALVANIZED FLASH	EACH	12
A446-2	2" GALVANIZED FLASHING	EACH	12
A446-3	3" GALVANIZED FLASHING	EACH	12
A446-4	4" GALVANIZED FLASHING	EACH	12

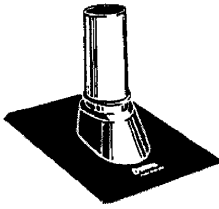
### OATEY NO-CAULK ALUMINUM FLASHINGS

NC-218A	2" 18 X 18 ALUM FLASH	EACH	12
NC-318A	3" 18 X 18 ALUM FLASH	EACH	12

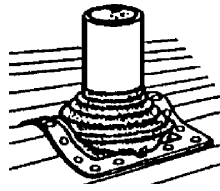
### OATEY NO-CAULK GALVANIZED FLASHINGS

NC-218G	2" 18 X 18 GALV FLASH	EACH	12
NC-318G	3" 18 X 18 GALV FLASH	EACH	12

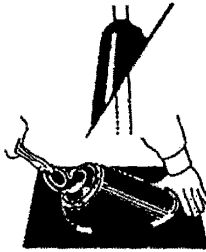
## FLASHINGS & VALVES



14038



14052 Master Flashing



Highrise Flashing



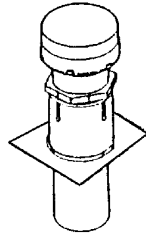
Shower Pan Liner



Shower Pan Cement



39007 mini-vent solvent-welds to 1.5" to 2" and will thread into 2" female fitting.



Air Admittance Valve



Air Admittance Valve



Air Admittance Valve w/ Box



39239

NUMBER

DESCRIPTION

U/M PRICE

PKG/  
CASE

### OATEY ALL NEO FLEX FLASHINGS

14038	3" ALL NEO FLEX FLASHING	EACH	12
-------	--------------------------	------	----

### OATEY MASTER FLASH FLASHING SYSTEMS

14052	1/4-4" MASTER FLASH 8X8	EACH	6
-------	-------------------------	------	---

### OATEY HIGHRISE NO-CAULK FLASHINGS

11930	1 1/2"-3" HIGHRISE ROOF	EACH	12
-------	-------------------------	------	----

### VINYL SHOWER PAN LINERS – LINEAR FT

SP-48-50	SHOWER PAN LINER 48"X50	FT	50
SP-60-40	SHOWER PAN LINER 60"X40	FT	40
SP-72-50	SHOWER PAN LINER 72"X50	FT	50

Note: Bolt-down drain ASD2 shown on pg. 128 should be used with shower pan liner.

### VINYL SHOWER PAN CEMENT

SPC660	SHWR PAN LNR CEM'T 16 OZ	EACH	12
--------	--------------------------	------	----

### STUDOR MINI-VENT AIR ADMITTANCE VALVES

39007	1 1/2 OR 2 AIR ADMIT	EACH	1/120
-------	----------------------	------	-------

### AIR ADMITTANCE VALVES

39005	1 1/2"(6 DFU)AIR ADM VL	EACH	1/50
39017	1 1/2-2"(20 DFU)AIR ADM	EACH	1/50

### SELF-CLEANING AIR ADMITTANCE VALVES

250-122PB	1 1/2-2" TURBOVENT	EACH	50
-----------	--------------------	------	----

### AIR ADMITTANCE VALVES WITH BOX

696-12P	2" PVC TURBOVENT W/	EACH	1
---------	---------------------	------	---

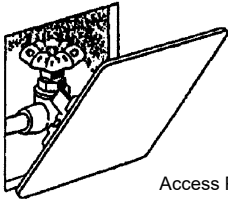
### AIR ADMITTANCE INST PACK W/ TUBULAR ADAPTER

39239	6 DFU AAW INST PACK	EACH	6
-------	---------------------	------	---



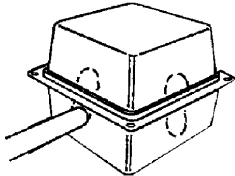
**SPECIALTY ITEMS**

 **FLUIDMASTER, INC.**



Access Panel

**Oatey®**




Tub Box

NUMBER	DESCRIPTION	U/M	PRICE	PKG/ CASE
<b>FLUIDMASTER ACCESS PANELS</b>				
AP0808	8" X 8" ACCESS PANEL	EACH		10
AP1414	14" X 14" ACCESS PANEL	EACH		10


<b>OATEY TUB BOXES</b>				
34080	TUB BOX-PAIR(TOP&BOTTOM)	EACH		1




## SUPPLIES & FITTINGS




Lavatory Supply



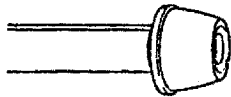
Lavatory Supply Compression



Closet Riser – Plastic Nosepiece

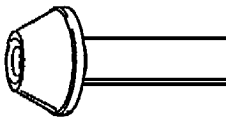


Closet Riser – Rubber Nosepiece



CPI NSF-61 SE ASIM F16/877

PXLAV



PXCL

NUMBER	DESCRIPTION	U/M	PRICE	PKG/ CASE
--------	-------------	-----	-------	--------------

### LAVATORY SUPPLIES – CHROME PLATED

A12-1A	3/8X12 LAV SUPPLY BULK	EACH		100
A20-1A	3/8 X 20 LAV SUPPLY-BULK	EACH		100
A30-1A	3/8 X 30 LAV SUPPLY-BULK	EACH		50
A36-1A	3/8 X 36 LAV SUPPLY-BULK	EACH		50

### LAVATORY SUPPLIES COMPRESSION CHROME PLATED / ROUGH BRASS

ACC12B	3/8 OD X 12 CHR COMP SUP	EACH		50
ACC20B	3/8 OD X 20 CHR COMP SUP	EACH		50

### CLOSET RISERS – CHROME PLATED

A12-6PB	3/8 OD X 12 CLST W/PL NP	EACH		100
A12-6RB	3/8OD X 12 CLST W/RUB NP	EACH		50
A20-6PB	3/8OD X 20 CLST W/PLS NP	EACH		100
A20-6RB	3/8OD X 20 CLST W/RUB NP	EACH		50

### PEX LAV SUPPLY TUBES W/ FERRULES

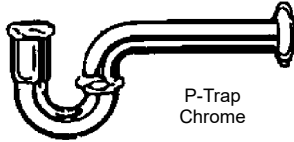
PXLAV-12	3/8OD X 12" PEX LAV	EACH		100
PXLAV-20	3/8OD X 20" PEX LAV	EACH		100
PXLAV-30	3/8OD X 30" PEX LAV	EACH		100
PXLAV-36	3/8OD X 36" PEX LAV	EACH		100

### PEX CLOSET SUPPLY TUBES W/ FERRULES


PXCL-12	3/8OD X 12 PEX CLOSET	EACH		100
PXCL-20	3/8OD X 20 PEX CLOSET	EACH		100




# CHROME PLATED BRASS TUBULAR FITTINGS




P-Trap  
Chrome



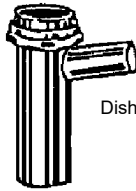
Double Slip Joint Connection  
Chrome




Tailpiece Double Threaded  
Chrome



Tailpiece Double Flanged  
Chrome



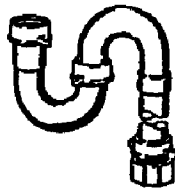
Dishwasher Tailpiece  
Chrome



Slip Nuts & Washers



P-Trap  
APL802



S-Trap

NUMBER	DESCRIPTION	U/M	PRICE	PKG/ CASE
--------	-------------	-----	-------	--------------

## P-TRAPS

AP17C114	1 1/4 17GA CHR P-TRAP DF	EACH		25
AP17S112	1 1/2 17 GA CHROME P-TRP	EACH		25
AP20C112	1 1/2 20 GA CHRM P-TRAP	EACH		25
AP20C114	1 1/4 20 GA CHRM P-TRAP	EACH		25

## DOUBLE SLIP JOINT CONNECTIONS 22 GA.

ASJ20C114	1 1/4" X 16" DBL SLIP JT	EACH		10
ASJ20S112	1 1/2" X 16" DBL SLIP JT	EACH		10

## TAILPIECES – DOUBLE THREAD 17 GA.

ATT17C114	1 1/4" X 12" TAILPC TBE	EACH		20
ATT17S112	1 1/2" X 12" TAILPC TBE	EACH		24

## TAILPIECES – DOUBLE FLG 22 GA.

AFT20S112	1 1/2" X 16" DBL FLG T/P	EACH		25
-----------	--------------------------	------	--	----

## DISHWASHER TAILPIECES 22 GA.

ADT22S112	1 1/2" X 8" W/7/8 BRANCH	EACH		25
-----------	--------------------------	------	--	----

## CHROME SLIP NUTS / WASHERS

ACN11	1 1/4 X 1 1/4 SLIP NUT	EACH		
ACN11-2	1 1/4 SLIPNUT WASHER	EACH		100
ACN12	1 1/2 X 1 1/2 SLIP NUT	EACH		


## PLASTIC & CHROME P-TRAPS

APL802	1 1/2 PLSTC P-TRAP BAG'D	EACH		25
APL802PN	1 1/2 P-TRAP PLAIN NUT	EACH		25
APL802CP	1 1/2 CH-PLT PLSTC-P TRP	EACH		25
APL814	1 1/4 PLASTIC P-TRAP	EACH		25
APL814CP	1 1/4 CH-PLT PLSTC-P TRP	EACH		25

## PLASTIC S-TRAPS

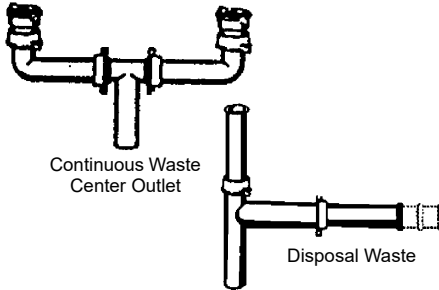
APL816	1 1/2 S TRAP	EACH		25
--------	--------------	------	--	----

## PLASTIC TUBULAR



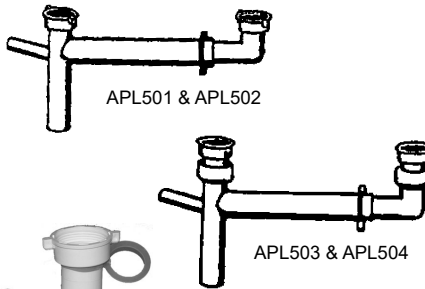
J-Bend

Continuous Waste End Outlet



Continuous Waste Center Outlet

Disposal Waste



APL501 & APL502

APL503 & APL504



APL902



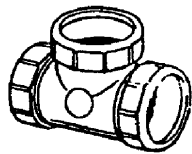
Flanged Tailpiece



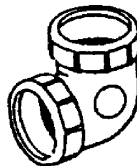
Extension Tube - Slip Joint



Extension Tube - Solvent Weld



SLIP Tee



SLIP 90° Elbow



SLIP Coupling

NUMBER

DESCRIPTION

U/M PRICE

PKG/  
CASE

### PLASTIC J-BENDS

APL810	1 1/2 X 1 1/2 J-BEND	EACH	25
--------	----------------------	------	----

### PLASTIC CONTINUOUS WASTE END OUTLETS

APL510D	1 1/2 X 16" DIRECT-CONT	EACH	25
APL510U	1 1/2 X 16" UNIVERSAL CT	EACH	25

### PLASTIC CONTINUOUS WASTE CENTER OUTLETS

APL516	1 1/2 X 16" CENTER O/LET	EACH	25
--------	--------------------------	------	----

### PLASTIC DISPOSAL WASTES

APL600	1 1/2 W/6" & 10"TAIL PC	EACH	25
--------	-------------------------	------	----

### PLASTIC CONTINUOUS WASTE END OUTLETS WITH DISHWASHER BRANCH

APL501	1 1/2" DIR CON W/1/2"SPT	EACH	15
APL502	1 1/2" DIR CNT W/3/4 SPT	EACH	15
APL503	1 1/2" UNI CNT W/1/2 SPT	EACH	15
APL504	1 1/2" UNI CNT W/3/4 SPT	EACH	15

### PLASTIC DISHWASHER BRANCH TAILPIECES

APL902	11/2 X 8" DR CON W/3/4BR	EACH	25
APL903	11/2 X 8" DR CON W/1/2BR	EACH	25
APL917	11/2 X 8" SL JT W/ 1/2BR	EACH	25
APL918	11/2 X 8" SL JT W/ 3/4BR	EACH	25

### PLASTIC TAILPIECES - FLANGED

APL904	1 1/2 X 16" FLNG TAILPC	EACH	25
APL904-12	1 1/2 X 12" FLNG TAILPC	EACH	25

### PLASTIC EXTENSION TUBES - SLIP JOINT

APL908	1 1/2 X 8" ONE END ONLY	EACH	25
APL912	1 1/2 X 12" ONE END ONLY	EACH	25
APL914	1 1/4 X 16" BOTH ENDS	EACH	25
APL919	1 1/2 X 16" BOTH ENDS	EACH	25

### PLASTIC EXTENSION TUBES - SOLVENT WELD

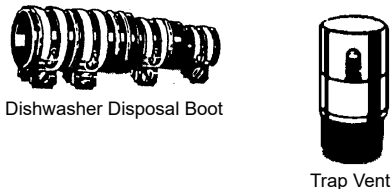

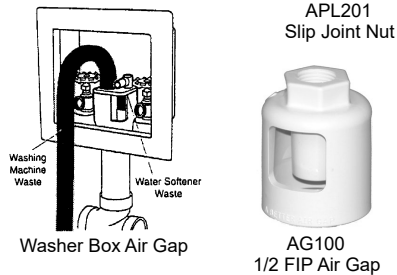
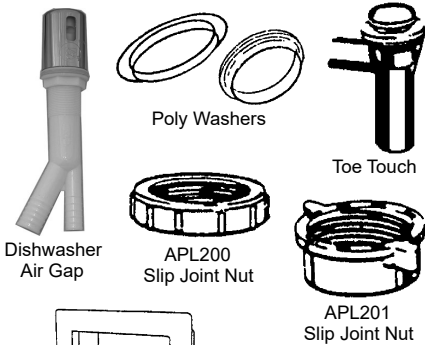
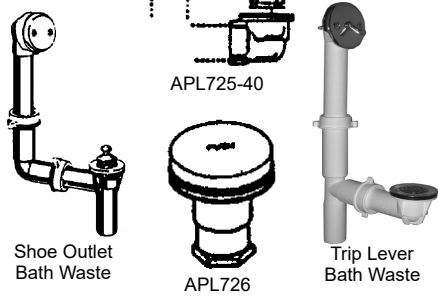
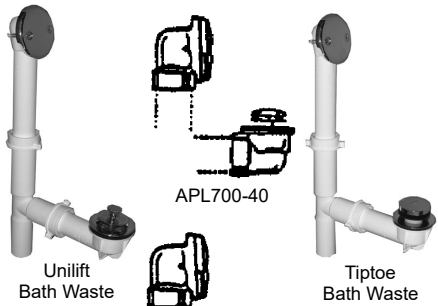
APL913	1 1/2 X 16" SOL WELD EXT	EACH	25
--------	--------------------------	------	----

### PLASTIC SLIP CONNECTOR FITTINGS

APL520	1 1/2 TEE-SLIP	EACH	25
APL521	1 1/2 90 ELBOW-SLIP	EACH	25
APL930	1 1/2 COUPLING-SLIP	EACH	25



## PLASTIC TUBULAR



NUMBER	DESCRIPTION	U/M	PRICE	PKG/ CASE
--------	-------------	-----	-------	--------------

### PLASTIC BATH WASTES – UNILIFT & TURN

APL700	1 1/2 UNLIFT BATH WASTE	EACH		10
APL700-40	SCH 40 LIFT & TURN HALF	EACH		20
APL700PB	1 1/2 B/W UNLIFT POL BR	EACH		10

### PLASTIC BATH WASTES – TIPTOE

APL725	1 1/2OD BATH WSTS TIPTOE	EACH		10
APL725-40	SCH 40 W/O TIP TOE-HALF	EACH		20
APL726	TOE TOUCH REP CARTRIDGE	EACH		

### PLASTIC BATH WASTES – TRIP LEVER

APL750	1 1/2OD BATH WSTS TR LEV	EACH		10
--------	--------------------------	------	--	----

### PLASTIC BATH WASTES – SHOE OUTLET

APL771	SHOE OUTLET LIFT & TURN	EACH		10
APL772	SHOE OUTLET TOE TOUCH	EACH		10

### PLASTIC SLIP JOINT NUTS / POLY WASHERS

APL200	1 1/4" SLIP NUT-PLAIN	EACH		250
APL311	1 1/4 X 1 1/4 POLY WASHER	EACH		100
APL201	1 1/2 X 1 1/2 NUT	EACH		100
APL300	1 1/2 X 1 1/2 POLY WASHR	EACH		100
APL301	1 1/2 X 1 1/4 POLY WASHR	EACH		100
APL308	1 1/2 FLANGED WASHER	EACH		100

### AIR GAPS FOR AUTOMATIC DISHWASHER

AC-002	1/2 X 3/4 AIR GAP-IMPORT	EACH		50
ACD4P	1/2X3/4 A.G.-CH METL CAP	EACH		

### AIR GAPS FOR WASHING MACHINE BOXES

AG400	WASHER BOX AIR GAP	EACH		
-------	--------------------	------	--	--

### AIR GAPS FOR WATER SOFTENER DRAINS

AG100	1 1/2 W/1/2FIP AIR GAP	EACH		
-------	------------------------	------	--	--

### MR DRAIN AIR GAP

MD-10A	1 1/2" OR 2" MR DRAIN AIR GAP 5 1/2" LONG	EACH		100
--------	---	------	--	-----

### WATCO INNOVATOR HALF KIT

901PPPCCP	PUSH- PULL, CHROME	EACH		12
901PPVCBN	PUSH-PULL, BRUSHED NICKEL	EACH		12
901PPVCBZ	PUSH-PULL, OIL RUBBED BRONZE	EACH		12
901FAPVCCP	FOOT ACTUATED, CHROME	EACH		12
901FAPVCBN	FOOT ACTUATED, BRUSHED NICKEL	EACH		12


### DISHWASHER DISPOSAL BOOTS

AI106	DISHWASHER DISPOSAL BOOT	EACH		
-------	--------------------------	------	--	--


### TRAP VENTS

AVC70	1 1/2 MIP TRAP VENT	EACH		50
-------	---------------------	------	--	----

## QICKTITE ASSEMBLED ACETAL FITTINGS




ALAC33



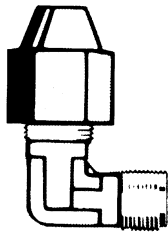
ALACA33M  
No Lead Brass



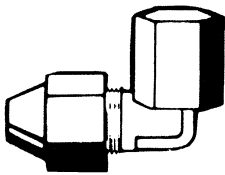
ALAFA33F



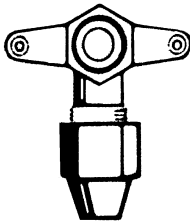
ALAE44



ALAEA33M



ALASE33F



ALADE33F

NUMBER

DESCRIPTION

U/M PRICE

PKG/  
CASE

### QICKTITE ACETAL COUPLINGS

ALAC11	1/4 X 1/4 CPLG	EACH	25
ALAC22	3/8 X 3/8 CPLG	EACH	25
ALAC32	1/2 X 3/8 CPLG	EACH	25
ALAC33	1/2 X 1/2 CPLG	EACH	25
ALAC43	3/4 X 1/2 CPLG	EACH	10
ALAC44	3/4 X 3/4 CPLG	EACH	10
ALAC54	1 X 3/4 CPLG.	EACH	10
ALAC55	1 X 1 CPLG	EACH	5

### QICKTITE ACETAL MALE CPLG ADAPTERS

ALACA22M	3/8 X 3/8 MIP ADAPTER	EACH	25
ALACA23M	3/8 X 1/2 MIP ADAPTER	EACH	25
ALACA32M	1/2 X 3/8 MIP ADAPTER	EACH	25
ALACA33M	1/2 X 1/2 MIP ADAPTER	EACH	25
ALACA43M	3/4 X 1/2 MIP ADAPTER	EACH	10
ALACA44M	3/4 X 3/4 MIP ADAPTER	EACH	10
ALACA45M	3/4 X 1 MIP ADAPTER	EACH	5
ALACA54M	1 X 3/4 MIP ADAPTER	EACH	5
ALACA55M	1 X 1 MIP ADAPTER	EACH	5

### QICKTITE ACETAL FEMALE ADAPTERS

ALAFA33F	1/2 X 1/2 FIP ADAPTER	EACH	25
ALAFA34F	1/2 X 3/4 FIP ADAPTER	EACH	10
ALAFA44F	3/4 X 3/4 FIP ADAPTER	EACH	10

### QICKTITE ACETAL ELBOWS

ALAE22	3/8 X 3/8 ELBOW	EACH	25
ALAE32	1/2 X 3/8 ELBOW	EACH	25
ALAE33	1/2 X 1/2 ELBOW	EACH	10
ALAE43	3/4 X 1/2 ELBOW	EACH	10
ALAE44	3/4 X 3/4 ELBOW	EACH	10
ALAE54	1 X 3/4 ELBOW	EACH	5

### QICKTITE ACETAL MALE ELBOW ADAPTERS

ALAEA32M	1/2 X 3/8 MIP EL ADPT	EACH	25
ALAEA33M	1/2 X 1/2 MIP EL ADAPT	EACH	25
ALAEA44M	3/4 X 3/4 MIP ADPTR	EACH	10


### QICKTITE ACETAL FEMALE ELBOW ADAPTERS

ALASE23F	3/8 X 1/2 FIP EL ADPTR	EACH	25
ALASE33F	1/2 X 1/2 FIP EL ADPTR	EACH	25
ALASE44F	3/4 X 3/4 FIP EL ADPTR	EACH	

### QICKTITE ACETAL FEMALE DROP EAR ELBOWS

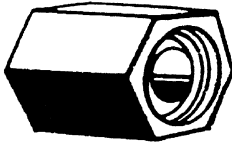
ALADE33F	1/2 X 1/2 FIP DRP EAR EL	EACH	25
----------	--------------------------	------	----

## QICKTITE ASSEMBLED ACETAL FITTINGS




ALAT333

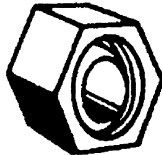
## QICKTITE UNASSEMBLED ACETAL FITTINGS



ALC33F



ALE33T



ALTC3F



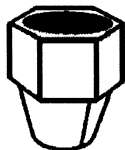
ALFNCR3



AQC



AQR



AQFN



PIPE • VALVES • FITTINGS

NUMBER	DESCRIPTION	U/M	PRICE	PKG/ CASE
--------	-------------	-----	-------	--------------

### QICKTITE ASSEMBLED ACETAL TEES

ALAT111	1/4 X 1/4 X 1/4 TEE	EACH		25
ALAT222	3/8 X 3/8 X 3/8 TEE	EACH		25
ALAT332	1/2 X 1/2 X 3/8 TEE	EACH		25
ALAT333	1/2 X 1/2 X 1/2 TEE	EACH		25
ALAT433	3/4 X 1/2 X 1/2 TEE	EACH		25
ALAT434	3/4 X 1/2 X 3/4 TEE	EACH		10
ALAT443	3/4 X 3/4 X 1/2 TEE	EACH		10
ALAT444	3/4 X 3/4 X 3/4 TEE	EACH		10

### QICKTITE ACETAL FEMALE COUPLINGS

ALC33F	1/2 X 1/2 FIP CPLG	EACH		100
ALC33T	1/2 X 1/2 MIP CPLG	EACH		100
ALC43T	3/4 X 1/2 MIP CPLG	EACH		50
ALC44F	3/4 X 3/4 FIP CPLG	EACH		50
ALC44T	3/4 X 3/4 MIP CPLG	EACH		50
ALC53T	1 X 1/2 MIP CPLG	EACH		25
ALC54T	1 X 3/4 MIP CPLG	EACH		25
ALC55F	1 X 1 FIP CPLG	EACH		25
ALC55T	1 X 1 MIP CPLG	EACH		25

### QICKTITE ACETAL ELBOWS

ALE33T	1/2 MIP X 1/2 MIP ELBOW	EACH		100
ALE44T	3/4 MIP X 3/4 MIP ELBOW	EACH		25
ALE54T	1 MIP X 3/4 MIP ELBOW	EACH		25
ALE55T	1 MIP X 1 MIP ELBOW	EACH		25

### QICKTITE ACETAL TEST CAPS

ALTC3F	1/2 FPT TEST CAP	EACH		100
ALTC4F	3/4 FPT TEST CAP	EACH		100

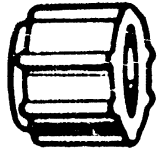
### QICKTITE NUT/RING/CONE SETS

ALFNCR1	1/2 THD FOR 1/4 ID TUBE	EACH		100
ALFNCR2	1/2 THD FOR 3/8 ID TUBE	EACH		100
ALFNCR3	3/4 THD FOR 1/2 ID TUBE	EACH		25
ALFNCR4	1 THD FOR 3/4 ID TUBE	EACH		25

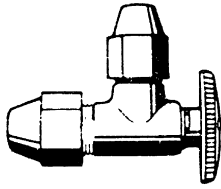
### QICKTITE CONES/NUTS/RINGS INDIVIDUAL

AQC1	1/4 CONE	EACH		100
AQC2	3/8 CONE	EACH		100
AQC3	1/2 CONE	EACH		100
AQC4	3/4 CONE	EACH		25
AQC5	1 CONE	EACH		25
AQFN1	1/4 NUT	EACH		100
AQFN2	3/8 NUT	EACH		100
AQFN3	1/2 NUT	EACH		100
AQFN4	3/4 NUT	EACH		25
AQFN5	1 NUT	EACH		25
AQR1	1/4 RING	EACH		100
AQR2	3/8 RING	EACH		100
AQR3	1/2 RING	EACH		100
AQR4	3/4 RING	EACH		25
AQR5	1 RING	EACH		25

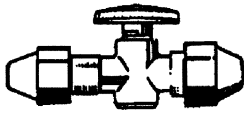
## QICKTITE FITTINGS




ALBC4



Quicktite x Comp. (Angle)



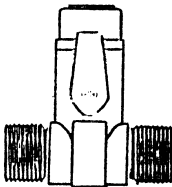
CTS x OD (Comp) (Straight)



ALV3500A



SMC  
PLASTIC BALL VALVES



689V33  
"T" Ball Valve

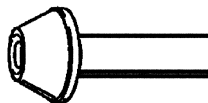


689VA33  
"T" Ball Valve

## PEX FITTINGS



PXLAV



PXCL



ALBF

NUMBER

DESCRIPTION

U/M PRICE

PKG/  
CASE

### QICKTITE BALLCOCK NUTS FITS 3/8 & 1/2 OD SUPPLY TUBES

ALBC4	BLCOCK NUT 3/8 & 1/2 OD	EACH	100
-------	-------------------------	------	-----

### QICKTITE ACETAL ANGLE STOP VALVES

ALV342	1/2 CTS X 3/8 OD ANGLE	EACH	10
--------	------------------------	------	----

### QICKTITE ACETAL STRAIGHT STOP VALVES

ALV433	3/8 CTS X 1/2 OD STRGHT	EACH	10
ALV442	1/2 CTS X 3/8 OD STRGHT	EACH	10

### QICKTITE ACETAL IN-LINE GLOBE VALVES

ALV3500A	1/4X1/4 GLOBE VALVE	EACH	5
ALV3500D	3/8X3/8 GLOBE VALVE	EACH	5
ALQV3750A	1/2X1/2 GLOBE VALVE	EACH	5
ALV4100A	3/4X3/4 GLOBE VALVE	EACH	5

### SMC PVC "T" BALL VALVES

689V22-1/4	1/2MIPX1/2MIP W/ 1/4 JG	EACH	25
689V33-1/4	3/4MIPX3/4MIP W/ 1/4 JG	EACH	25
689V33-3/8	3/4MIPX3/4MIP W/ 3/8 JG	EACH	10
689VA11-1/4	1/4 QUICKTITE X 1/4JG T-VALVE	EACH	25
689VA22-1/4	3/8 QUICKTITE X 1/4JG T-VALVE	EACH	25
689VA33-1/4	1/2QUICKTITE X 1/4 JG T-VALVE	EACH	25

### PEX LAV SUPPLY TUBES W/ FERRULES

PXLAV-12	3/8OD X 12" PEX LAV	EACH	100
PXLAV-20	3/8OD X 20" PEX LAV	EACH	100
PXLAV-30	3/8OD X 30" PEX LAV	EACH	100
PXLAV-36	3/8OD X 36" PEX LAV	EACH	100

### PEX CLOSET SUPPLY TUBES W/ FERRULES

PXCL-12	3/8OD X 12 PEX CLOSET	EACH	100
PXCL-20	3/8OD X 20 PEX CLOSET	EACH	100

### PLASTIC COMPRESSION FERRULES

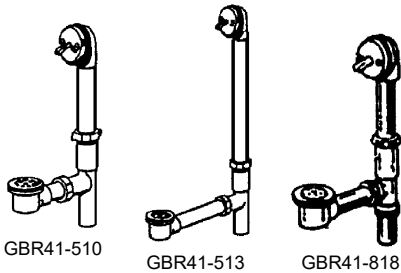
ALBF-0	1/4 OD FERRULE	EACH	100
ALBF-1	3/8 OD FERRULE	EACH	100
ALBF-2	1/2 OD FERRULE	EACH	100
ALBF-3	5/8 OD FERRULE	EACH	100



Curtis  
PIPE • VALVES • FITTINGS

# FINISHED BRASS & ACCESSORIES

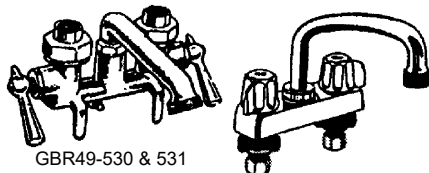
## GERBER.



GBR41-510

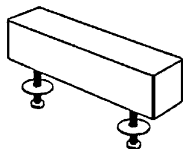
GBR41-513

GBR41-818



GBR49-530 & 531

GBR49-244



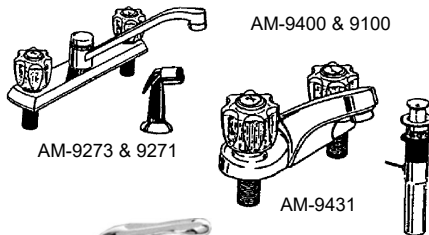
MB3115



FA109



AM-9400 & 9100

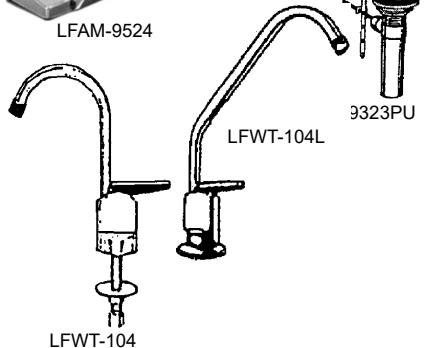


AM-9273 & 9271

AM-9431



LFAM-9524



LFWT-104L

3323PU

LFWT-104

NUMBER	DESCRIPTION	U/M	PRICE	PKG/ CASE
--------	-------------	-----	-------	--------------

### GERBER BATH DRAINS

GBR41-510	1 1/2 PVC TRIP LEVER	EACH		10
GBR41-513	1 1/2" PVC TRP LVR 18" RMN	EACH		10
GBR41-818	20 GA TRIP LEVER BRASS	EACH		10

### GERBER LAUNDRY FAUCETS

GBR49-244	6" SWING G.H. SP CON-CHRM	EACH		12
GBR49-530	1/2 FIP RGH BRASS-GERBER	EACH		8
GBR49-531	1/2 SWT RGH BRASS-GERBER	EACH		8

### LAUNDRY FAUCET MOUNTING BLOCKS

MB3115	MOUNTING BLOCK	EACH		
--------	----------------	------	--	--

### BRASS WASHERLESS LAUNDRY FAUCETS

FA109	LAUNDRY FAUCET-IMPORT	EACH		12
-------	-----------------------	------	--	----

### KITCHEN FAUCETS W/ METAL POP-UP

AM-9400	SINGLE HDL W/SPRAY	EACH		1
AM-9100	SINGLE HDL W/O SPRAY	EACH		1
AM-9273	2 HANDLE W/SPRAY	EACH		1
AM-9271	2 HANDLE W/O SPRAY	EACH		1

### LAVATORY FAUCETS W/ METAL POP-UP

AM-9431	2-HANDLE (ACRYLIC)	EACH		1
LFAM-9524	SINGLE HANDLE	EACH		1

### LAVATORY POP-UPS

A9323PU	C.P. BRASS POP-UP	EACH		1
---------	-------------------	------	--	---

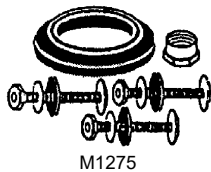
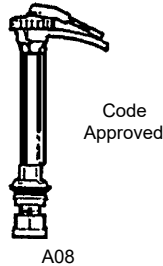
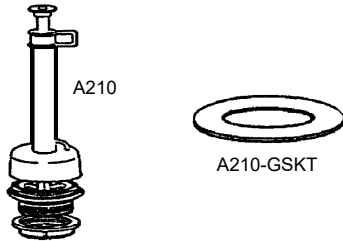
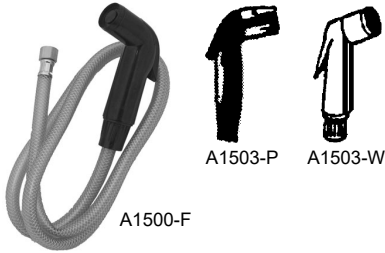
### SINK & BAR WATER TAPS

LFWT-104	CHROME	EACH		1/10
LFWT-104L	LONG REACH CHROME	EACH		1
LFWT-105L	LONG REACH BRUSHED NICKEL	EACH		1





## FINISHED BRASS & ACCESSORIES



NUMBER	DESCRIPTION	U/M	PRICE	PKG/ CASE
--------	-------------	-----	-------	--------------

### \* KITCHEN HOSE & SPRAYS – 48' HOSE

A1500-F	KIT HOSE & SP W/1/4 FIP	EACH		50
A1503-P	KITCHEN SPRAY HEAD-BLACK	EACH		
A1503-W	KITCHEN SPRAY HEAD-WHITE	EACH		

### WASTE & OVERFLOW PLATES – C.P. ZINC 5/8" DEPTH WITH SPRING

A1311-20-K	WSTE & O'FLOW PLATE-BAGD	EACH		
------------	--------------------------	------	--	--

### MANSFIELD WATER SAVER FLUSH VALVES

A210	FLUSH VALVE	EACH		10
A210-GSKT	210 GASKET	EACH		

### MANSFIELD BALLCOCKS – ANTI SIPHON

A08	PLASTIC BALLCOCK 11 1/2"	EACH		20
A08-10	PLASTIC BALLCOCK 10"	EACH		20
A08-RK	REPIR KIT FOR A08	EACH		10

### MANSFIELD TRIP LEVERS

M41	FLUSH LVR FOR MANSF #41	EACH		
-----	-------------------------	------	--	--

### MANSFIELD TANK-TO-BOWL KITS

M1275	TANK TO BOWL KIT-MANSFLD	EACH		
-------	--------------------------	------	--	--

\* Not for Potable Water

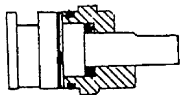


## FINISHED BRASS & ACCESSORIES



Dual Thread Aerator  
6Pk. = 1Pc.  
15/16" MIP x 55/64" FIP  
2.2GPM @ 60 PSI

## DELTA & DELTA-LIKE REPLACEMENT PARTS



ADP1470



ADP1875



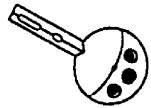
ADP188



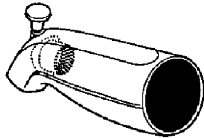
ADP1891



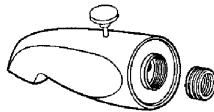
ADP70B



ADP212



A4510-5-F



A4010-8-B



4017



BC2572B



BC2574B

NUMBER

DESCRIPTION

U/M PRICE

PKG/  
CASE

### DUAL THREAD AERATORS

22P	DUAL THD PLASTIC	EACH	1/24
A38D	DUAL THD-BRASS	EACH	1/24

### DELTA & DELTA-LIKE REPLACEMENT PARTS

ADP1470	CARTRIDGE ASS'Y (RP1740)	EACH	6
ADP1875	SEATS&SPRINGS KIT(RP4993)	EACH	60
ADP188	SLOTTED CAM W/WASHER	EACH	6
ADP1891	INTER. PRTS W/BOTH CAMS	EACH	30
ADP212	S.S. BALL S.KNOB(RP212)	EACH	6
ADP70B	S.S.BALL S.LVR (RP70)	EACH	6

### TUB SPOUTS W/ DIVERTER – CHROME PLATED

A4010-8-B	3/4 OR 1/2 IPS WALL END	EACH
A4510-5-F	1/2 IPS NOSE END W/DIVTR	EACH

### TUB SPOUTS – DIE CAST CHROME PLATED

4017	TUB DIV SPOUT W/ADAPTER	EACH	1/50
------	-------------------------	------	------

### SHOWER HEADS (1.5–2.5 GPM)

BC2572B	ADJUST SPRAY SHOWER HD	EACH	6
BC2574B	MASSAGE ACTION SHOWER HD	EACH	6



# FINISHED BRASS & ACCESSORIES

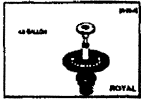


A400A



A242

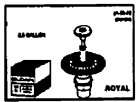
## WATER FILTERS



S-A36A  
(Royal)



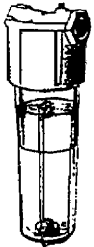
S-A37A  
(Royal)



S-A38A  
(Royal)



S-V551A



Sump Housing



Filter Cartridge

NUMBER	DESCRIPTION	U/M	PRICE	PKG/ CASE
--------	-------------	-----	-------	--------------

### FLUIDMASTER BALLCOCKS

A400A	BALLCOCK-FLDMASTER (400)	EACH		25
-------	--------------------------	------	--	----

### FLUIDMASTER REPAIR PARTS

A242	REPLACEMNT SEAL FM (242)	EACH		25
------	--------------------------	------	--	----

### SLOAN FLUSH VALVE REPAIR PARTS

S-A36A	CLOSET PARTS KIT 4.5 GAL	EACH		
S-A37A	URINAL PARTS KIT 1.5 GAL	EACH		
S-A38A	WTR SAVER PARTS KIT 3.5G	EACH		
S-A41A	1.6 GPF CLOSET KIT SLOAN	EACH		
S-A42A	1 GPF CLOSET KIT SLOAN	EACH		
S-V551A	VACUUM BREAKER KIT	EACH		

### WATER FILTER SYSTEMS

210	PAPER SED. CART. 20M	EACH		25
21N	CLEAR SUMP HOUSING	EACH		6
310	TASTE/ODOR CART. 7-10M	EACH		12
410	STR. WOUND CART.20M	EACH		25
O-RING	REP. SUMP O-RING	EACH		1



Curtis  
PIPE • VALVES • FITTINGS

## TOOLS


**ROTHENBERGER**



Aluminum Pipe Wrench



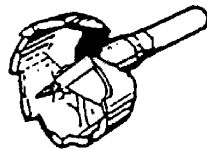
Adjustable Wrench



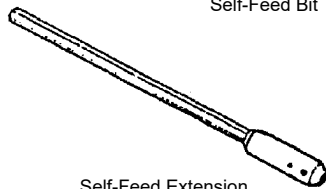
MC2



TC1Q / TC2Q



Self-Feed Bit



Self-Feed Extension



Reciprocating Saw Blades



**Curtis**  
PIPE • VALVES • FITTINGS

NUMBER	DESCRIPTION	U/M	PRICE	PKG/ CASE
--------	-------------	-----	-------	--------------

### ALUMINUM PIPE WRENCHES

ARW10	10"(1/8-11/2") AL WRENCH	EACH		
ARW14	14"(1/4-2") ALUM WRENCH	EACH		
ARW18	18"(1/8-21/2") AL WRENCH	EACH		
ARW24	24"(1/4-3") ALUM WRENCH	EACH		
ARW36	36"(1/4-5") ALUM WRENCH	EACH		

### ADJUSTABLE WRENCHES

CW6	6" ADJ TO 3/4" WRENCH	EACH		
CW10	10" ADJ TO 11/8" WRENCH	EACH		
CW12	12" ADJ TO 15/16" WRENCH	EACH		

### TUBE CUTTERS / REPLACEMENT BLADES

MC2	1/8-7/8 MINI CUTTER	EACH		
MC2-1	CUT WHEEL FOR MC2 & MC3	EACH		
MC3	1/8"-1 1/8" MINI CUTTER	EACH		
TC1Q	1/8-1 5/16 Q RELSE(REED)	EACH		
TC2Q	1/4-2 5/8 QUICK RELEASE	EACH		
TCQ-1	CUTTING WHEEL FOR TC1Q	EACH		
TCQ-2	CUTTING WHEEL FOR TC2Q	EACH		1

### MILWAUKEE SELF-FEED BITS

48-25-1121	11/8" FOR 3/4 IPS	EACH		1
48-25-1251	11/4" FOR 1 CTS	EACH		1
48-25-1501	11/2" FOR 1 1/4" CTS	EACH		1
48-25-2001	2" FOR 1 1/4 IPS	EACH		1
48-25-2121	2 1/8" FOR 1 1/2" IPS	EACH		1
48-25-2561	2 9/16" FOR 2" IPS	EACH		1

### MILWAUKEE SELF-FEED EXTENSIONS

48-28-4001	MILWAUKEE 51/2" BIT EXT	EACH		1
48-28-4006	MILWAUKEE 12" BIT EXT	EACH		1

### STARRETT RECIPROCATING SAW BLADES – BI-METAL

3810	6" 14T HVY GA METL(B614)	EACH		1/20
3811	6" 18T BEST METL (B618)	EACH		1/20
3812	6" 24T FASTCUT MET(B624)	EACH		5

### STARRETT RECIPROCATING SAW BLADES – WOOD

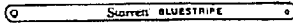
3813	6" 6T FASTCUT WOOD(BT66)	EACH		1/20
3816	12" 6T WOOD CUT (BT126)	EACH		5

## TOOLS

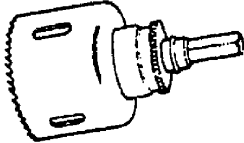
# Starrett



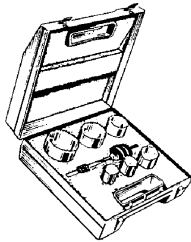
Reciprocating Saw Blade



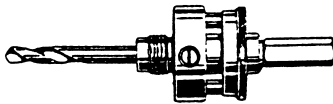
Hacksaw Blade




Bi-Metal Hole Saw  
Cuts Stainless Steel, Aluminum & Wood



Hole Saw Kit  
Contents (1 Each)  
Plumbing Kit -  
3/4", 7/8", 1-1/8"  
1-1/2", 1-3/4", 2-1/4"  
Arbors A2, A4;  
Adapter A12



Hole Saw Arbor  
TLA1 For HO118 & Smaller  
TLA10 For HO138 & Up



Pilot Drill



Torpedo Level

NUMBER	DESCRIPTION	U/M	PRICE	PKG/ CASE
--------	-------------	-----	-------	--------------

### STARRETT RECIPROCATING SAW BLADES – ALL-PURPOSE

3814	8" 14T ALL PURP (B81014)	EACH		5
------	--------------------------	------	--	---

### STARRETT BI-METAL HACKSAW BLADES

4217	12" 18T BLADE(KBS1218)	EACH		10
4218	12" 24T BLADE(KBS1224)	EACH		10

### STARRETT BI-METAL HOLE SAWS

HO118	1 1/8" HOLE SAW	EACH		1
HO112	1 1/2" HOLE SAW	EACH		1
HO200	2" HOLE SAW-1 1/2"PVC/IP	EACH		1
HO212	2 1/2" HOLE SAW-2"PVC/IP	EACH		1
HO314	3 1/4" HOLE SAW-3" VENT	EACH		1
HO312	3 1/2" HOLE SAW	EACH		1
HO358	3 5/8" HOLE SAW-3"PVC/IP	EACH		1
HO418	4 1/8" HOLE SAW-4" VENT	EACH		1
HO414	4 1/4" HOLE SAW	EACH		1
HO412	4 1/2" HOLE SAW	EACH		1

### STARRETT HOLE SAW ARBORS

TLA1	11/32 HEX HOR 3/8 CHUCK	EACH		1
TLA10	11/32 HEX FOR 3/8 CHUCK	EACH		1
TLA2	7/16 HEX FOR 1/2 CHUCK	EACH		1

### STARRETT PILOT DRILLS

TLA10-1	1/4" PILOT DRILL	EACH		1
---------	------------------	------	--	---

### STARRETT TORPEDO LEVELS

PLMG9	ORANGE PLASTIC 9"TORPEDO	EACH		1
-------	--------------------------	------	--	---



**Curtis**  
PIPE • VALVES • FITTINGS

## TOOLS



Reciprocating Saw Blade  
Metal Cutting



Reciprocating Saw Blade  
Wood Cutting



### THE LENOX® ADVANTAGE™

- Extremely durable stainless steel nose - Resists wear. One piece titanium-coated nose eliminates spreading.
- Long lasting utility blades - Three shatter resistant titanium edge blades included.
- Easy blade change - Quick blade release allows rotation or changing of blade without opening handle or using any tools (retractable only)
- No tool needed to open.
- Internal blade storage - Retractable knife stores up to 5 blades. Fixed knife stores up to 10 blades.

NUMBER	DESCRIPTION	U/M	PRICE	PKG/ CASE
--------	-------------	-----	-------	--------------

### LENOX RECIPROCATING SAW BLADES – GOLD™ (METAL CUTTING)

614G	6" 14T RECIP BLADE	EACH		1/25
618G	6" 18T RECIP BLADE	EACH		1/25
624G	6" 24T RECIP BLADE	EACH		1/25
10833	8" DIAMOND GRIT-CAST IRON CUT	EACH		1

### LENOX RECIPROCATING SAW BLADES – GOLD™ (WOOD CUTTING)

656G	6" 6T FASTCUT WOOD BLADE	EACH		1/25
818G	8" 18T FASTCUT WOOD BLADE	EACH		1/5
156G	12" 6T WOOD CUT BLADE	EACH		1/25

### LENOX RECIPROCATING SAW BLADES – GOLD™ (ALL-PURPOSE)


810G	8" 8T ALL PURPOSE BLADE	EACH		1/25
------	-------------------------	------	--	------

### UTILITY KNIVES

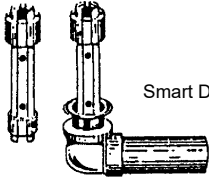
20350	5-PK BLADE FOR 20353	EACH		1
-------	----------------------	------	--	---



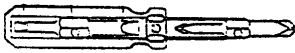
## TOOLS




Basin Wrench



Smart Dumbell




6 in 1 Screwdriver



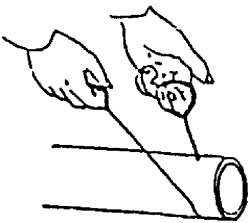
Super Hacksaw



300-12 Hand Saw & Blade



PPS18 Plastic Pipe Saw




PVC Cable Saw



Taper Point Screw  
1/4" Hex Head - Size 8



Wood Screw  
Zinc Plated



NUMBER	DESCRIPTION	U/M	PRICE	PKG/ CASE
--------	-------------	-----	-------	--------------

### ECONOMY BASIN WRENCHES

ABW-11	11" BASIN WRENCH	EACH		
--------	------------------	------	--	--

### TUB & SHOWER DRAIN WRENCHES

T4554	SMART DUMBELL	EACH		
-------	---------------	------	--	--

### SCREWDRIVERS

A6201	6 IN 1 SCREWDRIVER	EACH		12
-------	--------------------	------	--	----

### HACKSAWS

4267	SUPER HACKSAW	EACH		
------	---------------	------	--	--

### SIOUX CHIEF MULTI-PURPOSE HAND SAWS & BLADES

300-12	12" PVC SAW	EACH		12
300-12B	12" PVC SAW BLADE	EACH		10

### MULTI-PURPOSE HAND SAWS & BLADES

PPS18	18" SAW-PLASTIC PIPE	EACH		1
PPS18B	18" REPLACEMENT BLADE	EACH		1

### CABLE SAWS

PS-500	PVC CABLE SAW	EACH		
--------	---------------	------	--	--

### #8 TAPER POINT ZIP-IN SCREWS – HEX HEAD

TPS8-1/2	#8 X 1/2 LG 1000/BOX	EACH		10
TPS8-3/4	#8 X 3/4 LG 1000/BOX	EACH		10
TPS8-1	#8 X 1 LG 500/BOX	EACH		10
TPS8-11/2	#8 X 1 1/2 LG 500/BOX	EACH		10
TPS8-2	#8 X 2 LG 250/BOX	EACH		10


### #12 WOOD SCREWS – PHILLIPS FLAT HEAD

WS12112	#12 X 1 1/2" FLT W. SCRW	EACH		50
WS122	#12 X 2" FLT HD W. SCREW	EACH		50
WS12212	#12 X 2 1/2" FLT W.SCREW	EACH		100
WS123	#12 X 3" FLT HD W. SCREW	EACH		100

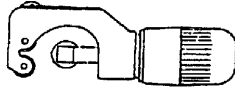
## TOOLS



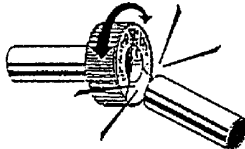
Spring Tubing Bender



AC127



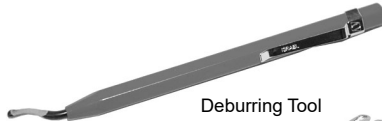
AC525



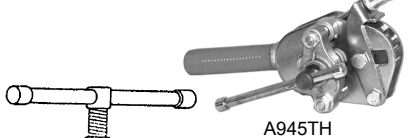
AutoCut Tube Cutter



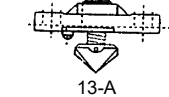
AC512



Deburring Tool



A945TH




13-A



AT2120



AHAD1 - AHAD4



AHAD4-C



AHAD43



NUMBER

DESCRIPTION

U/M

PRICE

PKG/  
CASE

### SPRING TUBING BENDERS

ABS-6	3/8 OD TUBE BENDER	EACH	
ABS-8	1/2 OD TUBE BENDER	EACH	
ABS-10	5/8 OD TUBE BENDER	EACH	

### TUBE CUTTERS & REPLACEMENT WHEELS

AC127	5/8" MIN TUBE CTR-IMPORT	EACH	
AC512	TO 1 1/8OD ROTHENBERGER	EACH	1
AC525	TO 1 5/8OD ROTHENBERGER	EACH	1
AC525-1	CUT WHL FOR AC512 & AC525	EACH	

### AUTOCUT TUBE CUTTERS & WHEELS

ATC12	1/2" COPPER TUBE CUTTER	EACH	
ATC34	3/4" COPPER TUBE CUTTER	EACH	
ATC1	1" COPPER TUBE CUTTER	EACH	
ATCW	C. WHL FOR ATC12-ATC1	EACH	

### STAINLESS CUTTING WHEEL FOR AC512 & AC525

AC512-SS	STAINLESS CUTTING WHEEL FOR AC512 & AC525	EACH	
----------	---	------	--

### DEBURRING TOOLS

DEB0	DEBUR TOOL FOR CPR TUBE	EACH	1
------	-------------------------	------	---

### ROLO FLARING TOOLS

A945TH	1/8"-3/4"OD-PARKER	EACH	1
13-A	FLARING CROSS YOKE	EACH	

### ROTHENBERGER FLARING TOOLS

AT2120	3/16-5/8OD ROTHENBERGER	EACH	1
--------	-------------------------	------	---

### HAND CRIMP TOOLS FOR PEX TUBING

AHAD3	1/2" -12 1/4" LGTH	EACH	
AHAD3-C	1/2" COMPACT CRIMP TOOL	EACH	1
AHAD4	3/4" -12 3/4" LGTH	EACH	1
AHAD4-C	3/4" COMPACT CRIMP TOOL	EACH	1
AHAD43	3/4 & 1/2" -16 1/2"LGTH	EACH	1
AHAD1	1" -16" LGTH	EACH	



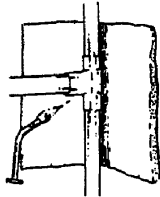
**TOOLS**

*Jet Swet*



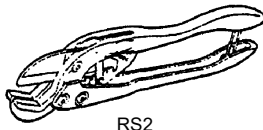
Water Line Repair Tool

**FLAME-GARD**



Protective Blanket


**CHAN NEL LOCK**



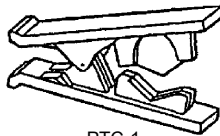
RS2



SC1

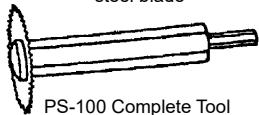


AC75




PTC-1

**PIPE SHOOTER™**  
Fast Cutting for PVC & ABS  
inside pipe cutter w/ high-speed  
steel blade



PS-100 Complete Tool  
PS-102 Blade



TL3244  
for 1/2" Chuck



NUMBER	DESCRIPTION	U/M	PRICE	PKG/ CASE
<b>JET SWET WATER LINE REPAIR TOOLS</b>				
50	1/2" JET SWET	EACH		1
75	3/4" JET SWET	EACH		1
100	1" JET SWET	EACH		1
2000	1/2 THRU 1 JET PACK	EACH		1
6100	1/2-2" JET SWET PAK W/CS	EACH		
12	1/2" GASKET-JET SWEAT	EACH		
34	3/4" GASKET-JET SWEAT	EACH		
101	1" GASKET-JET SWEAT	EACH		

<b>FLAME-GARD SOLDER SHIELD PROTECTIVE BLANKETS</b>				
FG912	9" X 12" FLAME-GARD AND	EACH		25

<b>CHANNEL LOCK PIPE WRENCH PLIERS</b>				
PWP10	10"LG-1 1/2" CAP (430G)	EACH		
PWP13	12" LG-2" PIPE CAP(440G)	EACH		

<b>RATCHET SHEARS FOR PVC</b>				
RS2	2" RATCHET SHEAR	EACH		

<b>SCISSOR SHEARS FOR CPVC &amp; SOFT TUBE</b>				
SC1	1" SCISSOR SHEARS	EACH		
SC1-B	BLADE FOR SC1	EACH		

<b>TUBING CUTTERS FOR POLY &amp; PEX</b>				
AC75	POLY & PEX CUTTER TO 1"	EACH		

<b>PLASTIC TUBE CUTTERS</b>				
PTC-1	PLSTC TUBE CUTR 1/8-1/2"	EACH		

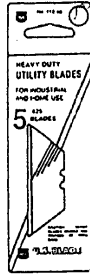
<b>PIPE SHOOTER PVC INSIDE PIPE CUTTERS</b>				
PS-100	PIPE SHOOTER- INSIDE PVC	EACH		
PS-102	REPLACEMENT BLD-PIPE SHR	EACH		

<b>SOCKET SAVERS</b>				
TL3243	1 1/2" RAM BIT TL-1/2 CK	EACH		1
TL3244	2" RAM BIT TOOL- 1/2 CHK	EACH		1
TL3253	3" RAM BIT TOOL-1/2 CHK	EACH		1
TL3254	4" RAM BIT TOOL-1/2 CHK	EACH		1

## TOOLS




B8102  
Utility Knife



B1015  
Carded 5-Pack Blades



Copper Fitting Brush




Premium Fitting Brush



A746, A748, A749  
with 1/4" Hex Shank




SB977



CG-66



CG-112D



Ziploc Bags



NUMBER

DESCRIPTION

U/M PRICE

PKG/  
CASE

### UTILITY KNIVES

B8102	UTILITY KNIFE	EACH	1
B1015	5-PACK BLADES	EACH	10

### COPPER FITTING BRUSHES

A7711	3/8 FITTING BRUSH	EACH	12
A7712	1/2 FITTING BRUSH	EACH	100
A7713	3/4 FITTING BRUSH	EACH	100
A7714	1 FITTING BRUSH	EACH	100
A7715	1 1/4 FITTING BRUSH	EACH	6
A7716	1 1/2 FITTING BRUSH	EACH	6
A7717	2 FITTING BRUSH	EACH	6

### PREMIUM FITTING BRUSHES

SB944	1/4"(3/8O.D.) PREMIUM	EACH	1
SB946	1/2"(5/8 OD) PREMIUM	EACH	1
SB948	3/4"(7/8 OD) PREMIUM	EACH	1
SB949	1"(1 1/8 OD) PREMIUM	EACH	1

### POWER FITTING BRUSHES

A746	1/2 POWER FITTING BRUSH	EACH	12
A748	3/4 POWER FITTING BRUSH	EACH	12
A749	1" POWER FITTING BRUSH	EACH	12

### 4-N-1 COPPER TUBE FITTING BRUSHES

SB977	1/2 & 3/4 FIT & TUBE BRS	EACH	1
-------	--------------------------	------	---

### CAULKING GUNS

CG-66	ECONO CAULK GUN	EACH	12
CG-112D	PRO(STANDARD)DRIPLESS	EACH	12

### ZIPLOC BAGS

ZL0406	ZIPLOC 4X6 .002 100/BAG	EACH	1
ZL0608	ZIPLOC 6X8 .002 100/BAG	EACH	1
ZL0812	ZIPLOC 8X12 .002 100/BAG	EACH	1

**TOOLS**



IN2



AL-9V



AL-AA



MT100



MT150



ASTK-9



PL4TDLX



PL-4T



TX504



H-12



TS  
Torch Striker

NUMBER

DESCRIPTION

U/M PRICE

PKG/  
CASE

**RAYOVAC FLASHLIGHTS**

IN2	INDUSTRIAL FLASHLIGHT	EACH	12
-----	-----------------------	------	----

**RAYOVAC BATTERIES**

AL-9V	6 PACK -9 VOLT IND'L	EACH	12
AL-AA	8 PACK -AA SIZE IND'L	EACH	12
AL-AAA	8 PACK -AAA SIZE IND'L	EACH	12
AL-C	6 PACK - C SIZE IND'L	EACH	12
AL-D	6 PACK -SIZE D IND'L	EACH	12

**PROPANE/MAPP CYLINDERS**

MT100	14.1 OZ PROPANE GAS CYL	EACH	12
MT150	16 OZ MAPP GAS CYLINDER	EACH	12

Note: Cannot be shipped UPS.

**HAND TORCH KITS & ACCESSORIES**

ASTK-9	HAND TORCH KIT **	EACH	
STK-99	SELF LIGHTING ASTK-9 **	EACH	1
PL4TDLX	TORCH KIT SELF-LITE **	EACH	1
PL-4T	S.I.COMP TIP FOR PL4TDLX	EACH	
TX504	SELF-LITE HND TRCH-3/4-4 **	EACH	1
H-12	LP TRCH REPL HOSE-12 FT	EACH	
TS	TORCH STRIKER	EACH	

\*\* For MAPP or Propane.



## PROTECTIVE ITEMS



SC390



Vinyl Gloves  
100 Per Box



Latex Gloves  
100 Per Box



23-173  
Monkey Grip  
Full Coated Textured  
Safety Cuff  
72/ctn.



403-GL  
Brown jersey glove  
cotton knit  
300/ctn.



1290-GL  
Leather palm glove  
shoulder split, heavy  
denim back & cuff  
120/ctn.



2140-GL  
Leather palm glove  
shoulder split,  
thinsulate lined  
72/ctn.



7210-GL  
Sandy Finish PVC  
coated, elastic ban,  
fluorescent orange  
72/ctn.



9328-GL  
Brown jersey glove  
safety cuff w/red,  
fleece lined, slip-on  
144/ctn.

NUMBER

DESCRIPTION

U/M PRICE

PKG/  
CASE

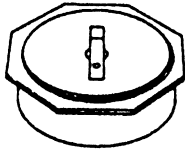
## DISPOSABLE SHOE COVERS

SC390	FIT SIZE 5-15 (PAIR)	EACH	50
-------	----------------------	------	----

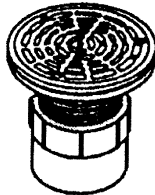
## GLOVES

LAT-GL	ALL SIZE DIS LATEX GLVS	EACH	1
VIN-GL	ALL SIZE DIS VINYL GLVS	EACH	1
23-173	ORANGE MONKEY GRIP	EACH	12
403-GL	9 OZ JERSEY 100% COTTON	EACH	12
403-GL105	10.5 OZ BROWN JERSEY 100% COTTON	EACH	12
1290-GL	LEATHER PALM GLOVE	EACH	12
2140-GL	INSULATED-LEATHER PALM	EACH	12
7210-GL	ROUGH FINISH GLOVES	EACH	12
9328-GL	INSULATED JERSEY	EACH	12

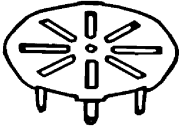
## DRAIN FITTINGS



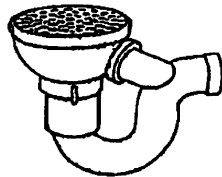
P-208-4  
Inside Pipe



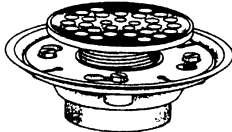
NRS-503  
Over 3" Pipe



SS-2  
(847-2)



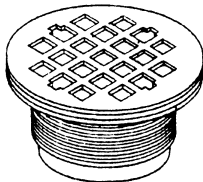
800-P



820-2P & 821-2PCP



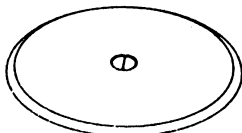
821-T2PQCP




SS-140-BR  
No Caulk



SS-141-PVC  
& 825-2P



SS-1013



Screws

NUMBER	DESCRIPTION	U/M	PRICE	PKG/ CASE
--------	-------------	-----	-------	--------------

### SHIUX CHIEF PVC FLUSH TO FINISHED SURFACE CLEANOUT BUSHINGS

P-208-4	4 PVC CLEANOUT (875-4P)	EACH		20
---------	-------------------------	------	--	----

### SHIUX CHIEF PVC FLOOR DRAINS & STRAINERS

NRS-503	NICKL POL MTL RING&STRNR	EACH		8
---------	--------------------------	------	--	---

### SHIUX CHIEF SS FLOOR DRAIN STRAINERS

SS-2	3"DR FITS 2"PVC (847-2)	EACH		20
SS-3	4"DR FITS 3"PVC (847-3)	EACH		20
SS-4	5"DR FITS 4"PVC (847-4)	EACH		20

### SHIUX CHIEF PVC FLOOR DRAINS W/ TRAP

800-P	2" FLOOR DR W/ 3/8 PORT	EACH		12
-------	-------------------------	------	--	----

### SHIUX CHIEF PVC SHOWER DRAINS

820-2P	2"-3" ADJ DRAIN W/SS STR	EACH		20
821-2PCP	2-3"ADJ SH DR SLD BR-CHR	EACH		
821-2RB	OIL-RUBBED BRONZE STRAINER 19 GA. W/ SCREWS	EACH		1
821-T2PQCP	SQUARE CHROME HEAD & STRAINER W/ PLUG AND SHOWER DRAIN	EACH		5
821-T2PQRB	SQUARE RUBBED BRONZE HEAD & STRAINER W/ PLUG AND SHOWER DRAIN	EACH		5
SS-141-PVC	2"SNAP SH DRAIN(825-27P)	EACH		20
825-2P	2" SH DR W/SCR 18GA STNR	EACH		20

### SHIUX CHIEF BRASS SHOWER DRAINS

SS-140-BR	2"SH DRN-COMP W/S.S.GRAT	EACH		20
-----------	--------------------------	------	--	----

### SHIUX CHIEF SS WALL PLATES

SS-1013	3" S.S.WALL PLATE(870-3)	EACH		25
SS-1-14	4 1/2 S.S.WALL PLT870-4	EACH		25
SS-1015	5 1/2 S.S.WALL PLT(870-5)	EACH		25
SS-1016	6 1/2 S.S.WALL PLT(870-6)	EACH		25

### SHIUX CHIEF DLT SCREWS

CPS-3	3" SCREW (874-3C)	EACH		25
-------	-------------------	------	--	----

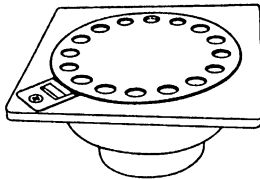
## DRAIN FITTINGS



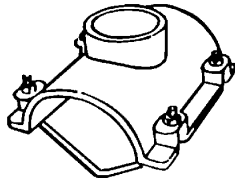
AIP



101PNC




A662, A993, A994



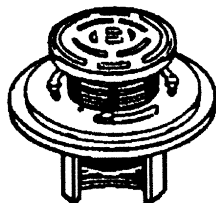
CK100-P, CK101-P



**DALLAS SPECIALTY  
& MFG. CO.**



ASD1, ASD1-G



ASD2

NUMBER	DESCRIPTION	U/M	PRICE	PKG/ CASE
--------	-------------	-----	-------	--------------

### SIoux CHIEF PIPE FIT STRAINERS

AIP2	2 PIPE FIT STRNR(845-2P)	EACH		100
AIP3	3 PIPE FIT STRNR(845-3P)	EACH		100
AIP4	4 PIPE FIT STRNR(845-4P)	EACH		50

### NO-CAULK SHOWER DRAINS – COMP GSKT

101PNC	2" SHOWER DRAIN	EACH		12
--------	-----------------	------	--	----

### PVC BELL TRAP DRAINS

A662	6X6X1 1/2 & 2 (866-2P)	EACH		25
A993	9X9X3 BELL DRAIN(866-3P)	EACH		20
A994	9X9X4 BELL DRAIN(866-4P)	EACH		20

### PVC SADDLE TEES

CK100-P	PVC 3 X 2 SADDLE TEE	EACH		6
CK101-P	PVC 4 X 2 SADDLE TEE	EACH		6

### DALLAS PVC SHOWER DRAINS

ASD1	2" PVC SHOWER DRN. S/WLD	EACH		50
ASD1-G	2" PVC SHR. DRN. W/SEAL	EACH		50
ASD2	2OR3 ADJ DRN W/SS STRAIN	EACH		18



## CHEMICALS



Lead-Free Solder



95/5 Solder



Silver Bullet Lead-Free Solder



Nokorode Paste



Liquid Flux



No. 5 Lead-Free Solder Paste



1.7 Oz. Lead-Free Tinning Flux



No. 95 Lead-Free Tinning Flux



1 Gal. PVC Primer



Water Soluble Paste Flux



Curtis  
PIPE • VALVES • FITTINGS

NUMBER	DESCRIPTION	U/M	PRICE	PKG/ CASE
<b>CANFIELD SOLDERS</b>				
A33-3-1	1 LB 50/50 WIRE SOLDER	EACH		50
A33-3-1/2	1/2 LB 50/50 WIRE SOLDER	EACH		100
A33-4	1 LB 95/5 SOLDER-LEAD FR	EACH		50
<b>CANFIELD LEAD-FREE SOLDERS</b>				
A33-973	1 LB 97/3 LEAD FREE SLDR	EACH		50
A33-LF	1 LB LEAD FREE SOLDER	EACH		50
A33-LF-1/2	1/2 LB LEAD FREE SOLDER	EACH		100
<b>SILVER BULLET LEAD-FREE SOLDERS</b>				
A33-SB	1 LB LEAD-FREE SILVERFLO	EACH		50
<b>NOKORODE SOLDER PASTES</b>				
ANK-1	1 LB. NOKORODE SOL PSTE	EACH		12
14730	1 LB. COLD WEATHER FLUX	EACH		12
<b>OATEY LIQUID FLUX</b>				
AOT11-4	4 OZ LIQUID FLUX	EACH		12
<b>OATEY NO. 5 LEAD-FREE SOLDER PASTES</b>				
AOT5-2	1.7 OZ FLUX PASTE	EACH		12
AOT5-4	4 OZ FLUX PASTE	EACH		24
AOT5-8	8 OZ FLUX PASTE	EACH		24
AOT5-16	16 OZ FLUX PASTE	EACH		12
<b>OATEY NO. 95 LEAD-FREE TINNING FLUX</b>				
AOTLF-2	1.7 OZ LD-FREE TNG FLUX	EACH		12
AOTLF-8	8 OZ LEAD-FREE TNG FLUX	EACH		24
AOTLF-16	16 OZ LEAD-FREE TNG FLUX	EACH		12
<b>OATEY WATER SOLUBLE PASTE FLUX</b>				
30130	1.7 OZ WATER SOL. PASTE	EACH		12
30131	4 OZ WATER SOL. PASTE	EACH		24
30133	16 OZ WATER SOL. PASTE	EACH		12
<b>OATEY CLEAR PVC PRIMERS TAN LABEL</b>				
A3050-4	4 OZ PVC PRIMER	EACH		24
A3051-8	8 OZ PVC PRIMER	EACH		24
A3052-16	16 OZ PVC PRIMER	EACH		24
A3053-32	32 OZ PVC PRIMER	EACH		12
A3054-G	1 GAL. PVC PRIMER	EACH		6

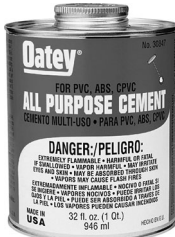
# CHEMICALS



All-Purpose Cleaner




Purple PVC Primer




All-Purpose Cement




Heavy-Duty PVC Cement



Clear Medium PVC Cement



Clear Regular PVC Cement



Cold Weather PVC Cement



Rain-R-Shine PVC Cement



NUMBER	DESCRIPTION	U/M	PRICE	PKG/ CASE
<b>OATEY PURPLE PVC PRIMERS BLACK LABEL</b>				
A3075-4	4 OZ PURPLE PRIMER	EACH		24
A3073-8	8 OZ PURPLE PRIMER	EACH		24
A3076-16	16 OZ PURPLE PRIMER	EACH		24
A3075-32	32 OZ PURPLE PRIMER	EACH		12
<b>OATEY CLEAR ALL-PURPOSE CLEANERS YELLOW LABEL</b>				
A3077-4	4 OZ CLEANER	EACH		24
A3078-8	8 OZ CLEANER	EACH		24
A3079-16	16 OZ CLEANER	EACH		24
A3080-32	32 OZ CLEANER	EACH		12
<b>OATEY CLEAR ALL-PURPOSE CEMENTS RED LABEL</b>				
A3081-4	4 OZ ALL-PURP CLR CEMENT	EACH		24
A3082-8	8 OZ ALL-PURP CLR CEMENT	EACH		24
A3083-16	16 OZ ALL-PURP CLR CEMEN	EACH		24
A3084-32	32 OZ ALL-PURP CLR CEMEN	EACH		12
<b>OATEY CLEAR HEAVY-DUTY PVC CEMENTS GREEN LABEL</b>				
A3086-8	8 OZ HEAVY DUTY CEMENT	EACH		24
A3087-16	16 OZ HVY DUTY CEMENT	EACH		12
A3108-32	32 OZ HVY DUTY CEMENT	EACH		12
A3101-G	1 GAL HVY DUTY CEMENT	EACH		6
<b>OATEY CLEAR MEDIUM PVC CEMENTS BLACK LABEL</b>				
A3101-16	16 OZ MED CEMENT	EACH		24
A3102-32	32 OZ MED CEMENT	EACH		12
<b>OATEY CLEAR REGULAR PVC CEMENTS GOLD LABEL</b>				
A3102-4	4 OZ CEMENT CLEAR	EACH		24
A3103-8	8 OZ CEMENT CLEAR	EACH		24
A3104-16	16 OZ CEMENT CLEAR	EACH		24
A3105-32	32 OZ CEMENT CLEAR	EACH		12
A3106-G	1 GAL. CEMENT CLEAR	EACH		6
<b>OATEY COLD WEATHER PVC CEMENTS DARK GREEN LABEL</b>				
A3112-16	16 OZ CEMENT-COLD WEATHR	EACH		24
A3113-32	32 OZ CEMENT-COLD WEATHR	EACH		12
<b>OATEY RAIN-R-SHINE CEMENTS LT. BLUE LABEL JT. NEED NOT BE DRY TO APPLY</b>				
A3183-16	16 OZ RAIN R SHINE-BLUE	EACH		24
A3184-32	32 OZ RAIN R SHINE-BLUE	EACH		12




## CHEMICALS




CPVC Cement



Lovoc Flo-Gold  
CPVC Cement



ABS Cement



Can Carrier



Regular  
Cement



Purple  
Primer/Cleaner



Clear  
Primer/Cleaner



All Weather  
Cement



Gimme the  
Green Stuff



Teflon Seal

## RECTORSEAL



Rectorseal #5



Pro Dope

NUMBER

DESCRIPTION

U/M PRICE

PKG/  
CASE

### OATEY CPVC CEMENTS – ORANGE LABEL

A3118-4	4 OZ CPVC CEMENT-ORANGE	EACH	24
A3118-32	32 OZ CPVC CEMENT-ORANGE	EACH	12

### OATEY LOVOC CPVC CEMENTS – FLO GOLD

A3190-4	4 OZ CPVC CEMENT 1-STEP	EACH	24
A3191-8	8 OZ CPVC CEMENT 1-STEP	EACH	24
A3192-16	16OZ CPVC CEMENT 1-STEP	EACH	24

### OATEY ABS CEMENTS – BLUE LABEL

A3089-16	16 OZ ABS CEMENT BLACK	EACH	24
----------	------------------------	------	----

### OATEY CEMENTS CAN CARRIERS

A31250	CEMENT CAN CARRIER	EACH	1
--------	--------------------	------	---

### BLACK SWAN PVC CEMENTS & PRIMERS

A7015-32	32 OZ REG CEMENT	EACH	12
A7075-32	32 OZ ALL WEATHER CEMENT	EACH	12
A8015-32	32 OZ PURPLE PRIMER NSF	EACH	12
A8045-32	32 OZ CLEAR PRIM/CLEANER	EACH	12

### JOMAR THREAD SEALANTS "GIMME THE GREEN STUFF"

AGTG-2	2 OZ THREAD SEALANT	EACH	12
AGTG-4	4 OZ THREAD SEALANT	EACH	24
AGTG-8	8 OZ THREAD SEALANT	EACH	24
AGTG-16	16 OZ THREAD SEALANT	EACH	12

### JOMAR TEFLON SEALANTS

ATNT-2	2 OZ JOMAR TEF/SEAL	EACH	12
ATNT-4	4 OZ JOMAR TEF/SEAL	EACH	24
ATNT-8	8 OZ JOMAR TEF/SEAL	EACH	24
ATNT-16	16 OZ JOMAR TEF/SEAL	EACH	12

### RECTORSEAL #5

A777-4	4 OZ RECTORSEAL	EACH	24
A777-8	8 OZ RECTORSEAL	EACH	24
A777-16	16 OZ RECTORSEAL	EACH	12

### HERCULES PRO DOPE

A15420	8 OZ PIPE COMPOUND	EACH	24
A15427	16 OZ PIPE COMPOUND	EACH	12



Curtis  
PIPE • VALVES • FITTINGS

## CHEMICALS



Megaloc



Gasoil Thread Sealant



Pipe Thread Dope



Teflon Pipe Thread



Thread Sealant



Slit-Tite Paste



Thread Tape



PipeTite-Stik



Fine-Line Marker



Roof Cement



Broad Tin Marker



Furnace Cement




Epoxy Putty



NUMBER	DESCRIPTION	U/M	PRICE	PKG/ CASE
<b>HERCULES MEGALOC THREAD SEALANTS</b>				
15804	4OZ MEGALOC THRD SEALANT	EACH		24
15806	8OZ MEGALOC THRD SEALANT	EACH		24
15808	16OZ MEGALOC THR SEALANT	EACH		12
<b>GASOILA THREAD SEALANTS</b>				
SS04	4 OZ. GASOILA	EACH		24
SS08	8 OZ. GASOILA	EACH		24
SS16	16 OZ. GASOILA SEALANT W/PTFE	EACH		6
<b>THREAD &amp; GASKET SEALANTS</b>				
PB04	4OZ PLS-2 THREAD & GASKET SEALANT	EACH		36
PB16	16OZ PLS-2 THREAD & GASKET SEALANT	EACH		6
<b>PIPE THREAD DOPE</b>				
A8005-2	2 OZ TUBE PIPE DOPE	EACH		12
<b>TEFLON PIPE THREAD TAPE</b>				
ATT45	1/2 X 260" TEFLON TAPE	EACH		100
ATT520-34	3/4 X 520" TEFLON TAPE	EACH		70
ATT90	1/2 X 520" TEFLON TAPE	EACH		100
<b>LA-CO PIPE THREAD SEALING COMPOUNDS</b>				
A42009	4 OZ SLIC-TITE	EACH		24
A42019	8 OZ SLIC-TITE	EACH		24
<b>BLUE MONSTER THREAD SEALANT</b>				
76023MR	BLUE MONSTER THREAD SEALANT 4OZ	EACH		12
76025MR	BLUE MONSTER THREAD SEALANT 8OZ	EACH		24
<b>BLUE MONSTER TEFLON PIPE THREAD TAPE</b>				
70885MR	BLUE MONSTER TEFLON PIPE THREAD TAPE 1/2 X 1429	EACH		45
70886MR	BLUE MONSTER TEFLON PIPE THREAD TAPE 3/4 X 1429	EACH		27
<b>LA-CO PIPE THREAD STICKS</b>				
A11175	PIPETITE-STIK	EACH		12
<b>LA-CO FELT-TIP MARKERS</b>				
A96023	BLACK FINE-LINE MARKER	EACH		12
A96223	BLACK BROAD TIP MARKER	EACH		12
<b>ROOF CEMENTS – WET OR DRY SURFACES</b>				
4039	10.5 OZ CART WET-DRI	EACH		10
<b>FURNACE CEMENTS</b>				
A35504	16 OZ FURNACE CEMENT	EACH		12
A35515	1/2 GAL FURNACE CEMENT	EACH		12
<b>EPOXY PUTTIES</b>				
APP20	4 OZ EPOXY PUTTY	EACH		12

# CHEMICALS



Pipe Dope Brush



38005



Zoom Spout



Rust Buster



Tub & Tile Caulk



Thread Cutting Oils



Plumbers' Putty




Acid Brush



White Latex Caulk



Heat Resistant 100% Silicone



Boiler Seal

NUMBER	DESCRIPTION	U/M	PRICE	PKG/ CASE
<b>DOPE BRUSHES</b>				
A50310	7" DOPE BRUSH-WOOD HNDLE	EACH		36
<b>HAND CLEANING TOWELS</b>				
38005	75/BKT TOWELS HND CLEANG	EACH		1/6
<b>"THE ORIGINAL" ZOOM SPOUT OILERS &amp; RUST BUSTERS</b>				
A458	4 OZ ZOOM SPOUT OILER	EACH		12
A459	4 OZ ZM SPOUT-RUST BUSTR	EACH		12
<b>THREAD CUTTING OILS – DARK (RECOMMENDED FOR MACHINE THREADING)</b>				
A6265	1 QT DARK CUTTING OIL	EACH		12
A6325	1 GAL DARK CUTTING OIL	EACH		6
<b>TUB &amp; TILE CAULKS</b>				
AHT5-8	5.5 OZ TUB & TILE-WHITE	EACH		12
AHT5-BIS	5.5 OZ TUB SEAL-BISCUIT	EACH		12
AHTS-8-B	5.5 OZ TUB & TILE-BONE	EACH		12
AHTS-8-C	5.5 OZ TUB & TILE-CLEAR	EACH		12
<b>PLUMBERS' PUTTIES</b>				
AHP-1	1 LB PLUMBERS PUTTY	EACH		24
AHP-5	5 LB PLUMBERS PUTTY	EACH		6
<b>ACID BRUSHES</b>				
A8016	ACID BRUSH	EACH		144
<b>CAULKS &amp; SEALANTS</b>				
RD-736	WHITE LATEX CAULK	EACH		12
RD-809	HT RESIST SILC 500 F RED	EACH		12
<b>LIQUID BOILER SEAL</b>				
AB232	QT LIQUID BOILER SEAL	EACH		12



**CHEMICALS**

*DOW CORNING*

By Premier Repak



DC-700  
10.3 Oz.



G111



APG-2



Firestop Sealant



Iron-Out

NUMBER	DESCRIPTION	U/M	PRICE	PKG/ CASE
<b>DOW CORNING BY PREMIER REPAK 100% SILICONE CAULKS</b>				
DC-700A	INDUSTRIAL CAULK-ALUM	EACH		12
DC-700C	INDUSTRIAL CAULK-CLEAR	EACH		12
DC-700W	INDUSTRIAL CAULK-WHITE	EACH		12

<b>DOW CORNING BY PREMIER REPAK GREASE</b>				
G111	5.3 OZ. D.C. SILICONE	EACH		12
G7	5.3 OZ #7 RELEASE COMPND	EACH		12

<b>SOLDER-SEAL STEM &amp; VALVE PACKING GREASE</b>				
APG-2	2 OZ. VALVE GREASE	EACH		12

<b>FIRESTOP SEALANT</b>				
FS814	10.3 CART FIRE STOP SEAL	EACH		12


<b>IRON-OUT RUST REMOVER</b>				
AIX2024	30 OZ IRON-OUT	EACH		12



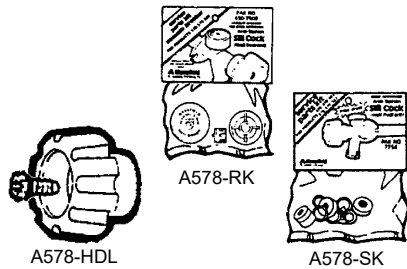
**\*Not for Potable Water  
VALVES**



Anti-Siphon Frostproof Sillcock



1/2 Turn Anti-Siphon Frostproof Sillcock



A578-HDL

A578-RK

A578-SK



C-108D04



A526-42 / A526-62  
Boiler Drain



17CP-6

NUMBER	DESCRIPTION	U/M	PRICE	PKG/ CASE
--------	-------------	-----	-------	--------------

**\* ANTI-SIPHON FROSTPROOF SILLCOCKS**

490-8	1/2PEX X 8 ANTI/SI F/FR	EACH		20
490-10	1/2PEX X 10 ANTI/SI F/FR	EACH		20

**1/2 TURN ANTI-SIPHON  
FROSTPROOF SILLCOCKS**

A478-6	1/2 X 6 ANTI/SI FROSTFREE	EACH		
A478-8	1/2X8 ANTI/SIP FROSTFREE	EACH		24
A478-10	1/2X10 ANTI/SI FROSTFREE	EACH		24
A478-12	1/2X12 ANTI/SI FROSTFREE	EACH		24
A478-14	1/2X14 ANTI/SI FROSTFREE	EACH		

**REPAIR KITS FOR MANSFIELD  
FROSTPROOF ANTI-SIPHON SILLCOCKS**

A578-HDL	HANDLE & SCREW KIT	EACH		10
A578-RK	VAC BRKR-REPAIR KIT	EACH		20
A578-SK	STEM KIT-ANTI SIPHON	EACH		20

**\* HOT & COLD WALL HYDRANTS**

C-108D04	1/2" MIP X 1/2" SWT X 4"	EACH		1/6
C-108D08	1/2" MIP X 1/2" SWT X 8"	EACH		1/6

**\* PRIER BOILER DRAINS**

A526-42	1/2 MIP BOILER DRAIN	EACH		10
A526-62	3/4 MIP BOILER DRAIN	EACH		10


**WOODFORD ANTI-SIPHON WALL FAUCET**

17CP-6	1/2" MIP X 1/2" CXC 6"	EACH		10
17CP-8	1/2" MIP X 1/2" CXC 8"	EACH		10
17CP-10	1/2" MIP X 1/2" CXC 10"	EACH		10
17CP-12	1/2" MIP X 1/2" CXC 12"	EACH		10
17CP-14	1/2" MIP X 1/2" CXC 14"	EACH		10
17PX-8	1/2" PEX 8"	EACH		10
17PX-10	1/2" PEX 10"	EACH		10
17PX-12	1/2" PEX 12"	EACH		10
RK-14/17MH	#17 METAL HANDLE & SCREW	EACH		20
RK-17VB	#17 VACUUM BREAKER FLOAT KIT	EACH		20

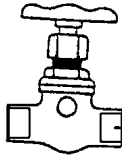
**\* Not for Potable Water**



**\*Not for Potable Water  
VALVES**



A8133  
Stop & Waste  
Valve



A8134  
Stop & Waste  
Valve



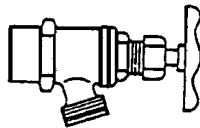
A350A



PEX  
Boiler Drain



A8171/LF8171  
Boiler Drain



A8172/LF8172  
Boiler Drain



A1331 1/2  
Boiler Drain

NUMBER

DESCRIPTION

U/M PRICE

PKG/  
CASE

**STOP & WASTE VALVES**

A8133-1/2	1/2 IPS STOP & WSTE VALV	EACH	10/100
A8133-3/4	3/4 IPS STOP & WSTE VALV	EACH	10/100
A8134-1/2	1/2 CXC STOP & WSTE VALV	EACH	10/100
A8134-3/4	3/4 CXC STOP & WSTE VALV	EACH	10/100

**BLEEDER CAPS – FOR ELITE**

A350A	BLEEDER CAP	EACH	
-------	-------------	------	--

**BOILER DRAINS – PEX**

PXBD33	1/2 PEX BOILER DRAIN	EACH	10/100
--------	----------------------	------	--------

**\* BOILER DRAINS**

A8171-1/2	1/2 MIP BOILER DRAIN	EACH	10/100
A8171-3/4	3/4 MIP BOILER DRAIN	EACH	10/100
A8172-1/2	1/2 FIP BOILER DRAIN	EACH	10/100
A8172-3/4	3/4 FIP BOILER DRAIN	EACH	10/100

**BOILER DRAINS – LEAD FREE**

LF8171-1/2	1/2 MIP LEAD FREE	EACH	10/100
LF8171-3/4	3/4 MIP LEAD FREE	EACH	10/100
LF8172-1/2	1/2 FIP LEAD FREE	EACH	10/100
LF8172-3/4	3/4 FIP LEAD FREE	EACH	10/100

**\* BALL-TYPE BOILER DRAINS**

A1331-1/2	1/2 MIP BL-TY BLR DR CHR	EACH	20
-----------	--------------------------	------	----

**\* Not for Potable Water**

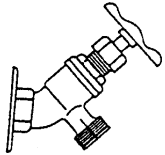


\*Not for Potable Water

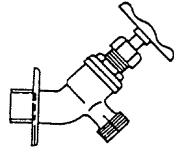
**VALVES**



A8311  
Sillcock



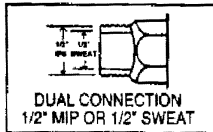
A8322 - Sillcock  
w/ Stuffing Box



A8323 - Sillcock  
w/ Stuffing Box



ANTI8320  
Anti-Siphon Frostfree Sillcock



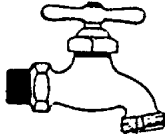
ANTI8320



IF8136-1/2



A8136 1/2  
Hose Bibb



A8331  
Hose Bibb



PEX Anti-Siphon Frostfree Sillcock



NUMBER

DESCRIPTION

U/M PRICE

PKG/  
CASE

**SILLCOCKS**

A8311-1/2	1/2FIP S'COCK(NOT ELITE)	EACH	10/100
A8311-3/4	3/4FIP S'COCK(NOT ELITE)	EACH	10/100
A8322-1/2	1/2 FIP S'COCK W/STF-BOX	EACH	10/100
A8322-3/4	3/4 FIP S'COCK W/STF-BOX	EACH	10/100
A8323-1/2	1/2 CXC S'COCK W/STF-BOX	EACH	10/100

**\* ANTI-SIPHON FROSTFREE SILLCOCKS  
1/2 MIP X 1/2 SWT**

ANTI8320-6	6" ANTI-SIP F/F SILLCOCK	EACH	2/60
ANTI8320-8	8" ANTI-SIP F/F SILLCOCK	EACH	2/60
ANTI8320-10	10" ANTI-SI F/F SILLCOCK	EACH	2/60
ANTI8320-12	12" ANTI-SI F/F SILLCOCK	EACH	2/60

**HOSE BIBBS – LEAD FREE**

LF8136-1/2	1/2" MIP X 3/4" GH	EACH	
LF8136-3/4	3/4" MIP X 3/4" GH 1/4 TURN	EACH	

**BALL TYPE HOSE BIBBS – 1/4 TURN**

A8136-1/2	1/2" MIP X 3/4"GH 1/4TRN	EACH	10
A8136-3/4	3/4" MIP X 3/4"GH 1/4 TRN	EACH	10

**HOSE BIBBS MIP**

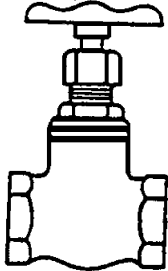
A8331-1/2	1/2 MIP HOSE BIBB	EACH	10/100
A8331-3/4	3/4 MIP HOSE BIBB	EACH	10/100

**ANTI-SIPHON FROSTFREE SILLCOCKS  
1/2 PEX**

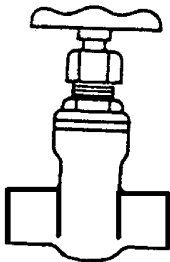
PX8320-8	1/2 PEX X 8" ANTI-SI F/F	EACH	1/40
PX8320-10	1/2PEX X 10 ANT-SI F/F	EACH	1/40

**\* Not for Potable Water**

**\*Not for Potable Water  
VALVES**



A8111/LF8111  
Gate Valve



A8112/LF8112  
Gate Valve

NUMBER

DESCRIPTION

U/M PRICE

PKG/  
CASE

**\* GATE VALVES – IPS  
200 PSI WOG**

A8111-1/2	1/2 IPS GATE VALVE	EACH	10/120
A8111-3/4	3/4 IPS GATE VALVE	EACH	10/90
A8111-1	1 IPS GATE VALVE	EACH	5/60
A8111-1-1/2	1 1/2 IPS GATE VALVE	EACH	4/32
A8111-2	2 IPS GATE VALVE	EACH	2/20
A8111-2-1/2	2 1/2 IPS GATE VALVE	EACH	2/12
A8111-3	3 IPS GATE VALVE	EACH	1/8
A8111-4	4 IPS GATE VALVE	EACH	1/4

**LEAD FREE GATE VALVES – IPS  
200 PSI WOG**

LF8111-1/2	1/2 IPS GATE VALVE	EACH	10/120
LF8111-3/4	3/4 IPS GATE VALVE	EACH	10/90
LF8111-1	1 IPS GATE VALVE	EACH	5/60

**\* GATE VALVES – C X C  
200 PSI WOG**

A8112-1/2	1/2 CXC GATE VALVE	EACH	10/120
A8112-3/4	3/4 CXC GATE VALVE	EACH	10/90
A8112-1	1 CXC GATE VALVE	EACH	5/60
A8112-1-1/4	1 1/4 CXC GATE VALVE	EACH	5/40
A8112-1-1/2	1 1/2 CXC GATE VALVE	EACH	4/32
A8112-2	2 CXC GATE VALVE	EACH	2/20

**LEAD FREE GATE VALVES – C X C  
200 PSI WOG**

LF8112-1/2	1/2 CXC GATE VALVE	EACH	10/120
LF8112-3/4	3/4 CXC GATE VALVE	EACH	10/90
LF8112-1	1 CXC GATE VALVE	EACH	5/60

**\* Not for Potable Water**



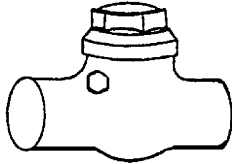
**Curtis**  
PIPE • VALVES • FITTINGS




## VALVES



A8151  
Swing Check



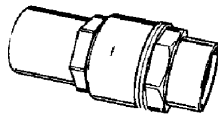
A8152  
Swing Check



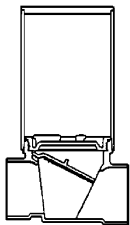
W601  
Spring Check Valve



203-103  
PVC In-Line Check Valve



W601S 1/2  
Spring Check Valve



S-641  
Backwater Valve  
w/Extension Sleeves

NUMBER

DESCRIPTION

U/M PRICE

PKG/  
CASE

### SWING CHECK VALVES – IPS 125 PSI WOG NON-SHOCK

A8151-1/2	1/2 IPS SWING CHECK	EACH	10/160
A8151-3/4	3/4 IPS SWING CHECK	EACH	10/120
A8151-1	1 IPS SWING CHECK	EACH	6/72
A8151-1-1/2	1 1/2 IPS SWING CHECK	EACH	5/60
A8151-1-1/4	1 1/4 IPS SWING CHECK	EACH	4/32
A8151-2	2 IPS SWING CHECK	EACH	2/24

### SWING CHECK VALVES – C X C 125 PSI WOG NON-SHOCK

A8152-1/2	1/2 CXC SWING CHECK	EACH	10/160
A8152-3/4	3/4 CXC SWING CHECK	EACH	10/120
A8152-1	1 CXC SWING CHECK	EACH	6/72
A8152-1-1/4	1 1/4 CXC SWING CHECK	EACH	5/60
A8152-1-1/2	1 1/2 CXC SWING CHECK	EACH	4/32
A8152-2	2 CXC SWING CHECK	EACH	2/24

### SPRING CHECK VALVES – IPS 400 PSI

W601-1/2	1/2 FIP SPRING CK VL-USA	EACH	12
W601-3/4	3/4 FIP SPRING CK VL-USA	EACH	12
W601-1	1 FIP SPRING CK WL-USA	EACH	12
W601-1-1/4	1 1/4 FIP SPR CK VL-USA	EACH	9
W601-1-1/2	1 1/2 FIP SPR CK VL-USA	EACH	6

### PVC IN-LINE CHECK VALVES

203-103	1/2 FIP SP CK VL(41/8LG)	EACH	1
203-104	3/4 FIP SP CK VL(41/8LG)	EACH	1
203-105	1 FIP SPR CK VL(51/4LG)	EACH	1
203-106	1 1/4 FIP SP CK VL(61/4LG)	EACH	1

### SPRING CHECK VALVES – C X C 400 WOG

W601S-1/2	1/2 CXC SPRING CK VALVE	EACH	6
W601S-3/4	3/4 CXC SPRING VALVE	EACH	1/40
W601S-1	1 CXC SPRING CK VALVE	EACH	2

### PVC BACKWATER VALVES

S641-2	2 PVC B/W VL W/16"AC.EXT	EACH	2
S641-3	3 PVC B/W VL W/16"AC.EXT	EACH	2
S641-4	4 PVC B/W VL W/16"AC.EXT	EACH	1



**Curtis**  
PIPE • VALVES • FITTINGS

# VALVES



### APPROVALS

- MSSP-SP-110 Ball Valves
- IAPMO IGC-157 Ball Valves
- FM 1140 (1/2"-2")
- NSF/ANSI 61 Section 8, Annex G
- NSF/ANSI 372



TLF77F



SLF77F



T94ALF

NUMBER	DESCRIPTION	U/M	PRICE	PKG/ CASE
--------	-------------	-----	-------	--------------

## FULL PORT FORGED BRASS BALL VALVES IPS CP BALL TEMP TO 400° F – 600 CWP

TLF77F-F	1/2 IPS FULL PORT VALVE	EACH		10
TLF77F-K	3/4 IPS FULL PORT VALVE	EACH		10
TLF77F-M	1 IPS FULL PORT VALVE	EACH		10
TLF77F-Q	1 1/4 IPS FULL PORT VALVE	EACH		6
TLF77F-R	1 1/2 IPS FULL PORT VALVE	EACH		6
TLF77F-S	2 IPS FULL PORT VALVE	EACH		4

## FULL PORT FORGED BRASS BALL VALVES – 600 CWP C X C CP BALL – TEMP TO 400°F

SLF77F-F	1/2 SW FULL PORT	EACH		10
SLF77F-K	3/4 SW FULL PORT VALVE	EACH		10
SLF77F-M	1 SW FULL PORT VALVE	EACH		10
SLF77F-Q	1 1/4 SW FULL PORT VALVE	EACH		6
SLF77F-R	1 1/2 SW FULL PORT VALVE	EACH		6
SLF77F-S	2 SW FULL PORT VALVE	EACH		4

## FULL PORT BALL VALVES – C X C

S94ALF-F	1/2 CXC FULL PORT 600CWP	EACH		50
S94ALF-K	3/4 CXC FULL PORT 600CWP	EACH		30
S94ALF-M	1 CXC FULL PORT 600CWP	EACH		20
S94ALF-Q	1 1/4 CXC FULL PORT 600CWP	EACH		12
S94ALF-R	1 1/2 CXC FULL PORT 600CWP	EACH		9
S94ALF-S	2 CXC FULL PORT 600CWP	EACH		6
S94ALF-T	2 1/2 CXC FULL PORT 400CWP	EACH		3
S94ALF-U	3 CXC FULL PORT 400CWP	EACH		2
S94ALF-X	4 CXC FULL PORT 400CWP	EACH		2

## FULL PORT BALL VALVES – IPS

T94ALF-C	1/4 IPS FULL PORT 600CWP	EACH		20
T94ALF-E	3/8 IPS FULL PORT 600CWP	EACH		20
T94ALF-F	1/2 IPS FULL PORT 600CWP	EACH		50
T94ALF-K	3/4 IPS FULL PORT 600CWP	EACH		30
T94ALF-M	1 IPS FULL PORT 600CWP	EACH		20
T94ALF-Q	1 1/4 IPS FULL PORT 600CWP	EACH		12
T94ALF-R	1 1/2 IPS FULL PORT 600CWP	EACH		9
T94ALF-S	2 IPS FULL PORT 600CWP	EACH		6
T94ALF-T	2 1/2 IPS FULL PORT 400CWP	EACH		3
T94ALF-U	3 IPS FULL PORT 400CWP	EACH		2
T94ALF-X	4 IPS FULL PORT 400CWP	EACH		2



# VALVES



### APPROVALS

- MSS SP-110 Ball Valves
- ANSI/NSF 61 Section 8, Annex F & G
- NSF 372 Drinking Water System Components
- ANSI 3rd Party Approval to 0.25% Lead Max.
- CSA B51 CRN: OC10908.5C
- IAPMO R&T / UPC - IGC 157
- City of Los Angeles DBS



T77CLF

### APPROVALS

- MSS SP-110: Ball Valves
- NSF/ANSI 61 Section 8
- Directive 2002/95/CE (RoHS) Compliant



T77VLF

NUMBER	DESCRIPTION	U/M	PRICE	PKG/ CASE
--------	-------------	-----	-------	--------------

## BRONZE FULL PORT BALL VALVES – C X C MAX TEMP 500° F – 150 SWP – 600 CWP

S77CLF-F	1/2 CXC FULL PORT	EACH		10
S77CLF-K	3/4 CXC FULL PORT	EACH		10
S77CLF-M	1 CXC FULL PORT	EACH		5
S77CLF-Q	1 1/4 CXC FULL PORT	EACH		6
S77CLF-R	1 1/2 CXC FULL PORT	EACH		6
S77CLF-S	2 CXC FULL PORT	EACH		5
S77CLF-T	2 1/2 CXC FULL PORT	EACH		1

## BRONZE FULL PORT BALL VALVES – IPS MAX TEMP 500°F – 600/400 WOG – 150 SWP – 600 CWP

T77CLF-F	1/2 IPS FULL PORT	EACH		10
T77CLF-K	3/4 IPS FULL PORT	EACH		10
T77CLF-M	1 IPS FULL PORT	EACH		5
T77CLF-Q	1 1/4 IPS FULL PORT	EACH		6
T77CLF-R	1 1/2 IPS FULL PORT	EACH		6
T77CLF-S	2 IPS FULL PORT	EACH		5

## PRESS FULL PORT BALL VALVES MAX TEMP 250°F – 250 PSI

77VLF-F	1/2 FULL PORT	EACH		8
77VLF-K	3/4 FULL PORT	EACH		10
77VLF-M	1 FULL PORT	EACH		6
77VLF-Q	1 1/4 FULL PORT	EACH		6
77VLF-R	1 1/2 FULL PORT	EACH		6
77VLF-S	2 FULL PORT	EACH		4

## PRESS FULL PORT BALL VALVES STANDARD ALLOY

77V-F	1/2" FULL PORT PRESS BALL VALVE	EACH		8
77V-K	3/4" FULL PORT PRESS BALL VALVE	EACH		10
77V-M	1" FULL PORT PRESS BALL VALVE	EACH		6
77V-Q	1 1/4" FULL PORT PRESS BALL VALVE	EACH		6
77V-R	1 1/2" FULL PORT PRESS BALL VALVE	EACH		6
77V-S	2" FULL PORT PRESS BALL VALVE	EACH		4
77V-T	2 1/2" FULL PORT PRESS BALL VALVE	EACH		1
77V-U	3" FULL PORT PRESS BALL VALVE	EACH		1
77V-X	4" FULL PORT PRESS BALL VALVE	EACH		1



**\*Not for Potable Water  
VALVES**



A100  
Ball Valve



A91  
Ball Valve



T900  
Full Port Ball Valve



T-82 1/4

NUMBER	DESCRIPTION	U/M	PRICE	PKG/ CASE
--------	-------------	-----	-------	--------------

**JOMAR FULL PORT BALL VALVES – IPS  
CSA & UL APPROVED – 150 LB STEAM**

A100-1/2	1/2 IPS FULL PORT 600WOG	EACH		12/120
A100-3/4	3/4 IPS FULL PORT 600WOG	EACH		12/72
A100-1	1 IPS FULL PORT 600 WOG	EACH		6/36
A100-1-1/4	1 1/4 IPS FULL PRT 500WOG	EACH		2/16
A100-1-1/2	1 1/2 IPS FULL PRT 500WOG	EACH		4/24
A100-2	2 IPS FULL PORT 500 WOG	EACH		2/12

**JOMAR FULL PORT BALL VALVES – C X C  
UL APPROVED – 150 LB STEAM**

A91-1/2	1/2 CXC FULL PORT 600WOG	EACH		12/120
A91-3/4	3/4 CXC FULL PORT 600WOG	EACH		12/72
A91-1	1 CXC FULL PORT 500 WOG	EACH		6/36
A91-1-1/4	1 1/4 CXC FULL PRT 500WOG	EACH		4/24

**\* JOMAR BRASS BALL VALVES  
NON-SHOCK 400 WOG**

T900-1/8	1/8 MXF FULL PRT BL VL	EACH		25
T900-1/4	1/4 MXF FULL PRT BL VL	EACH		10/200

**\* STD PORT MINI BALL VALVES**

T-82-1/4	1/4 FIP STD PRT MINI	EACH		25/250
----------	----------------------	------	--	--------

**\* Not for Potable Water**



# VALVES



LF8800  
Full Port Ball Valve



LF8900  
Full Port Ball Valve



A8800  
Full Port Ball Valve



A8900  
Full Port Ball Valve

NUMBER

DESCRIPTION

U/M PRICE

PKG/  
CASE

## FULL PORT BALL VALVES – IPS 150 LB SATURATED STEAM – 600 WOG

LF8800-1/4	1/4 IPS FULL PORT VALVE	EACH	10/180
LF8800-3/8	3/8 IPS FULL PORT VALVE	EACH	10/180
LF8800-1/2	1/2 IPS FULL PORT VALVE	EACH	10/120
LF8800-3/4	3/4 IPS FULL PORT VALVE	EACH	10/90
LF8800-1	1 IPS FULL PORT BALL VAL	EACH	6/60
LF8800-11/4	1 1/4 IPS FULL PORT VAL	EACH	4/36
LF8800-11/2	1 1/2 IPS FULL PORT VAL	EACH	4/24
LF8800-2	2 IPS FULL PORT BALL VAL	EACH	2/12

## FULL PORT BALL VALVES – C X C 150 LB SATURATED STEAM – 600 WOG

LF8900-1/2	1/2 CXC FULL PORT VALVE	EACH	10/120
LF8900-3/4	3/4 CXC FULL PORT VALVE	EACH	10/90
LF8900-1	1 CXC FULL PORT BALL VAL	EACH	6/60
LF8900-11/4	1 1/4 CXC FULL PORT VAL	EACH	4/36
LF8900-11/2	1 1/2 CXC FULL PORT VAL	EACH	4/24
LF8900-2	2 CXC FULL PORT BALL VAL	EACH	2/12
LF8900-2-1/2	2 1/2 CXC FULL PRT VALVE	EACH	1
LF8900-3	3 CXC FULL PORT BALL VL	EACH	1

## \* FULL PORT BALL VALVES – IPS 150 LB SATURATED STEAM – 600 WOG

A8800-1/4	1/4 IPS FULL PORT VALVE	EACH	10/180
A8800-3/8	3/8 IPS FULL PORT VALVE	EACH	10/180
A8800-1/2	1/2 IPS FULL PORT VALVE	EACH	10/120
A8800-3/4	3/4 IPS FULL PORT VALVE	EACH	10/90
A8800-1	1 IPS FULL PORT BALL VAL	EACH	6/60
A8800-1-1/4	1 1/4 IPS FULL PORT VAL	EACH	4/36
A8800-1-1/2	1 1/2 IPS FULL PORT VAL	EACH	4/24
A8800-2	2 IPS FULL PORT BALL VAL	EACH	2/12

## \* FULL PORT BALL VALVES – C X C 150 LB SATURATED STEAM – 600 WOG

A8900-1/2	1/2 CXC FULL PORT VALVE	EACH	10/120
A8900-3/4	3/4 CXC FULL PORT VALVE	EACH	10/90
A8900-1	1 CXC FULL PORT BALL VAL	EACH	6/60
A8900-1-1/4	1 1/4 CXC FULL PORT VAL	EACH	4/36
A8900-1-1/2	1 1/2 CXC FULL PORT VAL	EACH	4/24
A8900-2	2 CXC FULL PORT BALL VAL	EACH	2/12
A8900-2-1/2	2 1/2 CXC FULL PRT VALVE	EACH	1
A8900-3	3 CXC FULL PORT BALL VL	EACH	1

\* Not for Potable Water



**Curtis**  
PIPE • VALVES • FITTINGS


**\*Not for Potable Water  
VALVES**




P XV33  
Barbed Metal Ball Valve



P XVSP33  
C X Pex Ball Valve



A CO8370  
Standard Port Compression Ball Valve



A 8400  
IPS Full Port Ball Valve w/ Drain



A 8500  
C x C Full Port Ball Valve w/ Drain

NUMBER	DESCRIPTION	U/M	PRICE	PKG/ CASE
--------	-------------	-----	-------	--------------

**PEX BARBED METAL BALL VALVES**

P XV33	1/2 X 1/2 BARB BALL VALVE	EACH		10
P XV44	3/4 X 3/4 BARB BALL VALVE	EACH		10
P XV55	1 X 1 BARB BALL VALVE	EACH		6

**C X PEX BALL VALVE  
400 WOG 150 PSI STM**

P XVSP33	1/2" C X 1/2" BARB	EACH		10
P XVSP44	3/4" C X 3/4" BARB	EACH		10
P XVSP55	1" C X 1" BARB	EACH		6

**STANDARD PORT BALL VALVES – COMP  
150 LB SATURATED STEAM – 400 WOG**

A CO8370-1/2	1/2 COMP BALL VALVE	EACH		10/120
A CO8370-3/4	3/4 COMP BALL VALVE	EACH		10/90

**FULL PORT BALL VALVES – IPS W/ DRAIN  
150 LB SATURATED STEAM – 600 WOG**

A 8400-1/2	1/2 IPS FULL PRT W/DRAIN	EACH		10/120
A 8400-3/4	3/4 FULL PORT W/DRAIN	EACH		10/60
A 8400-1	1 IPS FULL PRT W/DRAIN	EACH		6/36

**FULL PORT BALL VALVES – C X C W/ DRAIN  
150 LB SATURATED STEAM – 600 WOG**

A 8500-1/2	1/2 CXC FULL PRT W/DRAIN	EACH		10/120
A 8500-3/4	3/4 CXC FULL PRT W/DRAIN	EACH		10/60
A 8500-1	1 CXC FULL PRT W/DRAIN	EACH		6/36



**\*Not for Potable Water  
VALVES**

**LEGEND  
VALVE**



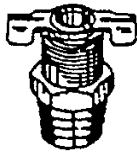
T550 - Anti-Siphon Frostfree Sillcock - 1/4 Turn



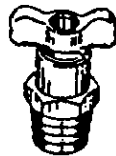
T539  
Water Heater  
Drain Valve



T532  
Sampling Valve



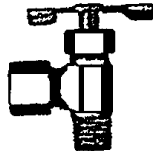
AD44 Radiator  
Drain Cock



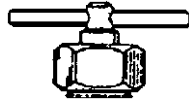
ADS Radiator  
Drain Cock



AV142  
Compression  
Needle Valve



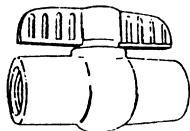
AV135CA  
MIP Angle Valve



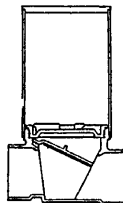
Some needle valves  
will have PIN Handle



S-601  
PVC Compact Ball Valve



T-601  
PVC Compact Ball Valve



S641

NUMBER

DESCRIPTION

U/M PRICE

PKG/  
CASE

**\* ANTI-SIPHON FROSTFREE SILLCOCKS  
1/2 MIP X 1/2 SWT**

T550-8	1/2 X 8" 1/4-TURN F.F.	EACH	1/20
T550-10	1/2 X 10" 1/4-TURN F.F.	EACH	1/20
T550-12	1/2 X 12" 1/4-TURN F.F.	EACH	1/20

**\* LEGEND WATER HEATER DRAIN VALVES**

T539-3/4	3/4MIP WTR HTR DRAIN VAL	EACH	12
----------	--------------------------	------	----

**SAMPLING VALVES**

T532-1/2	1/2 MIP X PL END VALVE	EACH	12
T532-3/4	3/4MIP X PL END VALVE	EACH	12

**\* BRASS RADIATOR DRAIN COCKS**

AD44A	1/8 MIP BL SEAT DRN COCK	EACH	50
AD44C	1/4 MIP BL SEAT DRN COCK	EACH	25
AD44E	3/8 MIP BL SEAT DRN COCK	EACH	
ADS1	1/8 RADIATOR DRAIN COCK	EACH	
ADS2	1/4 RADIATOR DRAIN COCK	EACH	

**BRASS COMPRESSION VALVES**

AV142C	1/4 COMP NEEDLE VALVE	EACH	
--------	-----------------------	------	--

**BRASS COMPRESSION X MIP VALVES**

AV135CA	1/4 COMPX1/8 MIPS VALVE	EACH	
---------	-------------------------	------	--

**PVC SOC COMPACT BALL VALVES 200 WOG**

S-601-1/2	1/2" PVC BALL VALVE	EACH	1/100
S-601-3/4	3/4" PVC BALL VALVE	EACH	1/100
S-601-1	1" PVC VALVE	EACH	1/100
S-601-1-1/4	1 1/4" PVC BALL VALVE	EACH	1/100
S-601-1-1/2	1 1/2" PVC BALL VALVE	EACH	1/48
S-601-2	2" PVC BALL VALVE	EACH	1/24

**PVC THRD COMPACT BALL VALVES 200 WOG**

T-601-1/2	1/2" FIP PVC BALL VALVE	EACH	1
T-601-3/4	3/4" FIP PVC BALL VALVE	EACH	
T-601-1	1" FIP PVC BALL VALVE	EACH	


**PVC BACKWATER VALVES**

S641-2	2 PVC B/W VL W/16"AC.EXT	EACH	1
S641-3	3 PVC B/W VL W/16"AC.EXT	EACH	1
S641-4	4 PVC B/W VL W/16"AC.EXT	EACH	1

**\* Not for Potable Water**



**\*Not for Potable Water  
VALVES**



25AUB - Bronze  
Water Pressure Reg.  
IPS Inlet x IPS Outlet



909-AG-A  
Backflow Airgap



009QT  
Reduced Pressure Zone



A114XL  
Relief Valve



USGB - Under Sink  
Thermostatic Mixing Valve



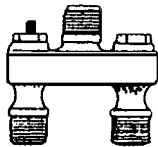
MMV-US  
Thermostatic  
Mixing Valve



2  
Washing Machine  
Valve



A457  
Dual Check  
Backflow Preventer



T-20A



Vacuum Breaker

NUMBER

DESCRIPTION

U/M

PRICE

PKG/  
CASE

**PRESSURE REGULATORS**

25AUB-3/4	3/4" WATER PRESSURE REG	EACH	6
25AUB-1	1" WATER PRESS REGULATOR	EACH	

**BACKFLOW PREVENTERS**

009QT-1/2	1/2" 1/4 TURN BACKFLOW	EACH	1
009QT-3/4	3/4" 1/4 TURN BACKFLOW	EACH	1
909-AG-A	BK/FLW AIR GAP-1/2 & 3/4	EACH	

**RELIEF VALVES**

A114XL-150	3/4 T & P RLF VL 150LB	EACH	50
L100XL-3	3/4 W/15/8 LG SNK T&P VL	EACH	50

**UNDER SINK GUARDIAN™  
THERMOSTATIC MIXING VALVES**

USGB	3/8 COMP X COMP MIX VLVE	EACH	1
------	--------------------------	------	---

**THERMOSTATIC MIXING VALVES  
ASSE 1016 80°F-120°F**

MMV-US-1/2	1/2 SWT UN THER MIX VLV	EACH	1
MMV-US-3/4	3/4 SWT UN THER MIX VLVE	EACH	1
MMV-US-1	1 SWT UN THER MIX VALVE	EACH	1

**\* WASHING MACHINE VALVES**

2	1/2 SW WASH MACH VALVE	EACH	1
---	------------------------	------	---

**LEGEND DUAL CHECK BACKFLOW PREVENTERS**

A457-3/4	3/4 FIP DUAL CK VALVE	EACH	1
A457-1	1 FIP DUAL CK VALVE	EACH	1

**\* LEGEND ANTI-SWEAT VALVES**

T-20A	1/2" ANTI SWEAT VALVE	EACH	10
-------	-----------------------	------	----

**\* VACUUM BREAKERS**

AV3	3/4 VAC BRKR-BR CODE APP	EACH	20/240
-----	--------------------------	------	--------

**CHROME PLATED - VACUUM BREAKERS**

LFV3A	3/4 VAC BRKR-CH CODE APP	EACH	20
-------	--------------------------	------	----


**\* Not for Potable Water**



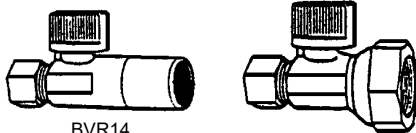
**Curtis**  
PIPE • VALVES • FITTINGS



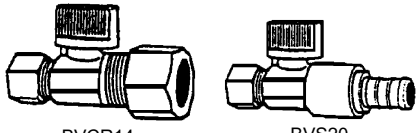
# SUPPLIES & FITTINGS



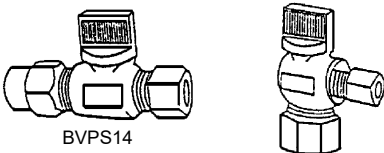
BVR19 BVR15 & 17 BVCR19 BVA20



BVR14 BVR10 & 12



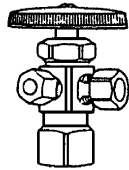
BVCR14 BVS20



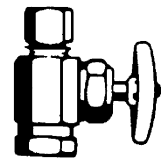
BVPS14 BVCR09



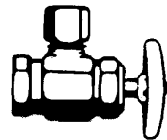
ACR19



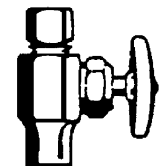
Dual Outlet  
Compression Stop




Straight Stop  
Compression x FIP



Angle Stop  
Compression x FIP



Straight Stop  
Comp. x Copper  
Sweat



Angle Stop  
Comp. x Copper  
Sweat

NUMBER	DESCRIPTION	U/M	PRICE	PKG/ CASE
--------	-------------	-----	-------	--------------

## ELITE BALL TYPE STOPS

BVR19	CHR ANG ST 3/8 X 1/2 NOM	EACH		1/240
BVR15	CHR ANG ST 3/8 X 3/8 FIP	EACH		1/240
BVR17	CHR ANG ST 3/8 X 1/2 FIP	EACH		1/240
BVCR19	CHR ANG ST 3/8 X 5/8 OD	EACH		1/240
BVA20	1/2 PEX X 3/8 ANG STOP	EACH		1/240
BVR14	CHR STR ST 3/8 X 1/2 NOM	EACH		1/240
BVR10	CHR STR ST 3/8 X 3/8 FIP	EACH		1/240
BVR12	CHR STR ST 3/8 X 1/2 FIP	EACH		1/240
BVCR14	CHR STR ST 3/8 X 5/8 OD	EACH		1/240
BVS20	CHR STR ST 3/8 X 1/2 PEX	EACH		1/240
BVPA19	CHR ANG ST 3/8X1/2 CPVC	EACH		1/240
BVPS14	CHR STR ST 3/8X1/2 CPVC	EACH		1/240

## ELITE ICEMAKER VALVES CHROME PLATED - ANGLE

BVCR05	1/4OD X 1/2 PEX ANGLE	EACH		1/240
BVCR09	1/4OD X 5/8OD COMP ANGLE	EACH		1/240

## COMPRESSION STOPS CHROME / ROUGH BRASS

ACR09	1/4ODX5/8OD COMP ICE ANG	EACH		50
ACR11	CHR STR ST 3/8OD X 3/8OD	EACH		60
ACR14	CHR STR ST 3/8OD X 5/8OD	EACH		60
ACR19	CHR ANG ST 3/8OD X 5/8OD	EACH		60
ACR1901	2-3/8OD OUT X 5/8OD IN	EACH		10

## COMPRESSION X FIP STOPS CHROME / ROUGH BRASS

AR10	CH STR ST 3/8OD X 3/8FIP	EACH		60
AR12	CH STR ST 3/8OD X 1/2FIP	EACH		60
AR15	CH ANG ST 3/8OD X 3/8FIP	EACH		60
AR17	CH ANG ST 3/8OD X 1/2FIP	EACH		60

## COMPRESSION X COPPER SWEAT STOPS CHROME / ROUGH BRASS / POLISHED BRASS

AR14	CH STR ST 3/8OD X 1/2NOM	EACH		60
AR14-200	RGH STR ST 3/8ODX 1/2NOM	EACH		60
AR19	CH ANG ST 3/8OD X 1/2NOM	EACH		60
AR19-200	RGH ANG ST 3/8ODX 1/2NOM	EACH		60

Note: Brass stem.

## COMPRESSION TEE STOPS

24983	5/8" OD PUSH X 1/4" OD COMP TEE STOP	EACH		6
24985	7/8" OD PUSH X 1/4" OD COMP TEE STOP	EACH		6



## SUPPLIES & FITTINGS



Add-A-Line




Compression Fitting

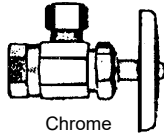
## CHROME SUPPLIES



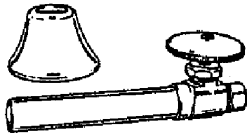
Chrome Stops



Chrome  
Straight Stop



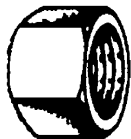
Chrome  
Angle Stop



Supply Stop Kit



A14



Compression Nut

NUMBER

DESCRIPTION

U/M PRICE

PKG/  
CASE

### SIOUX CHIEF ADD-A-LINE

601-20CV	5/8"OD COMP X 1/4"OD CMP	EACH
601-30CV	7/8"OD COMP X 1/4"OD CMP	EACH

### COMPRESSION FITTING

JG6VA9	3/8" OD PUSH X 3/8" OD FIP 9/16" - 24	EACH
--------	---------------------------------------	------

### COMPRESSION X QUICK CONNECT CHROME STOPS

QC14	CHR STR ST 3/8" OD X 5/8" OD QC	EACH
QC19	CHR ANG ST 3/8" OD X 5/8" OD QC	EACH

### CHROME SUPPLY STOP KITS 3/8 OD X 1/2 NOM – 5" EXT-DEEP FLANGE

S-581ET	ANG STOP W/5" EXT KIT	EACH	100
S-582ET	STR STOP W/5" EXT KIT	EACH	100

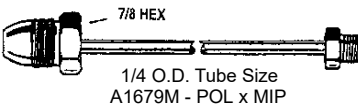
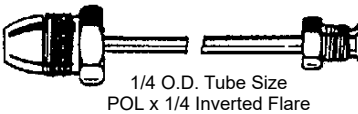
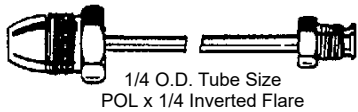
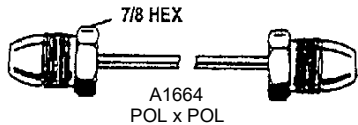
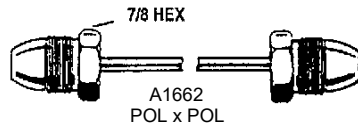
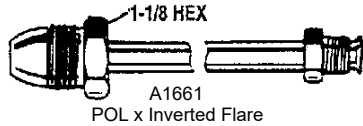
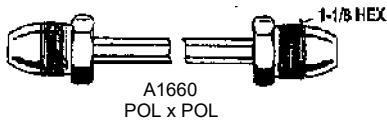
### CHROME PLATED COMPRESSION FITTINGS

A14	3/8ODX1/2 NOM CHR FITT	EACH
A14-200	3/8OD X 1/2NOM RGH FIT.	EACH

### CHROME COMPRESSION NUTS

AC61-6	3/8 OD CHR COMP NUT	EACH
--------	---------------------	------

# PIGTAILS



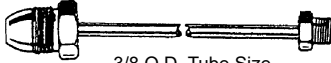
NUMBER	DESCRIPTION	U/M	PRICE	PKG/ CASE
<b>HEAVY-DUTY PIGTAILS POL X POL</b>				
A1660-20	1 1/8 HX W/LG NIP X 20"	EACH		
<b>HEAVY-DUTY PIGTAILS POL X INV FLARE</b>				
A1661-20	LGHX W/LGNIPX1/4 INFLX20	EACH		
<b>STANDARD PIGTAILS POL X POL</b>				
A1662-12	7/8 HX W/LG NIP X 12"	EACH		
A1662-20	7/8 HX W/ LG NIP X 20"	EACH		
<b>ECONOMY PIGTAILS POL X POL</b>				
A1664-6	7/8 HX W/SH NIP X 6" LG	EACH		
A1664-20	7/8 HX W/SH NIP X 20"	EACH		
<b>STANDARD PIGTAILS POL X INV FLARE</b>				
A1663-20	SMHXW/SHNIPX1/4INFL X20"	EACH		
<b>ECONOMY PIGTAILS POL X INV FLARE</b>				
A1665-20	LGHX W/SHNIP XINFL X 20"	EACH		
<b>PIGTAILS POL W/ LONG NIP X 1/4 MIP</b>				
A1679M-12	7/8 HX POL X 1/4 MIP-12"	EACH		
A1679M-20	7/8 HX POL X 1/4 MIP-20"	EACH		
<b>ECONOMY PIGTAILS POL X 1/4 MIP</b>				
A1669-12	7/8 HX POL X 1/4 MIP-12" ECOM	EACH		

## PIGTAILS FOR GAS USE


\*Not for Potable Water



3/8 O.D. Tube Size  
A1680 - POL x POL



3/8 O.D. Tube Size  
A1689M - POL x MIP




A1675  
POL x Inverted Flare

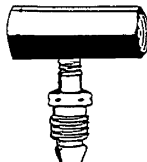
## POL FITTINGS




A1685 POL Adapter



A1700 - Tee Check  
Inverted Flare



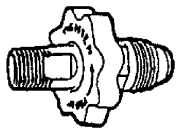
A1701 - Tee Check  
POL Inlet x POL Male Outlet



ABG20  
M. Flare x POL  
Connector



AG1650  
POL x LH Hex Nut  
Connector



AG1654  
Soft Nose POL w/Hand  
Wheel x MPT  
w/ Spring



AG1656  
Soft Nose POL w/Hand  
Wheel x Barb




AHC5930  
POL x Barb/Hex Nut



F. POL x MPT Adapter



AG1851



AG518-25H



NUMBER	DESCRIPTION	U/M	PRICE	PKG/ CASE
--------	-------------	-----	-------	--------------

## HOGTAILS POL X POL

A1680-12	7/8HX POLXPOL SH NIP-12"	EACH		
----------	--------------------------	------	--	--

## HOGTAILS POL X MIP

A1689M-12	7/8HX W/SH NIPX1/4MIP-12	EACH		
-----------	--------------------------	------	--	--

## THERMOPLASTIC PIGTAILS POL X 1/4 INVERTED FLARE

A1675-30	7/8HX X1/4INFL-30" LONG	EACH		
----------	-------------------------	------	--	--

## POL ADAPTERS

A1685	POL W/7/8 HX X 1/4MIP	EACH		
A1685LH	POL W/ 11/8 HX X 1/4MIP	EACH		

## TEE CHECKS

A1700	1/4 INV FL TEE CHECK	EACH		
A1700B	1/4 INV FL W/O CHECK	EACH		
A1701B	POL W/7/8 HX TEE W/O CHK	EACH		
A1703B	11/8 HX TEE W/O CHECK	EACH		

## BRASS POL FLARE CONNECTORS

ABG20E	3/8 MALE FLARE X POL	EACH	25
ABG20F	1/2 MALE FLARE X POL	EACH	20
ABG20I	5/8 MALE FLARE X POL	EACH	15

## BRASS POL X HOSE FLARE CONNECTORS POL X IP CONNECTORS

AG1650	POL W/7/8 HX X 9/16 LH T	EACH	
AG1654	SF NS POL W/HD WH X 1/4M	EACH	10
AG1656	SF NS POL W/HD WH X 1/4B	EACH	
AG1690	EX FL POL W/7/8 HX X1/4M	EACH	
AHC4336-F	3/8-7 HOSE BARB X 3/8" FORGED FLARE NUT	EACH	
AHC5930	POL W/7/8HX X 1/4 BARB	EACH	

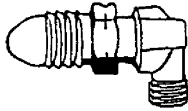
## FEMALE POL X MALE PIPE

AM284	1/4 MIP X FEMALE POL	EACH	
AM285	3/8 MIP X FEMALE POL	EACH	
AM286	1/2 MIP X FEMALE POL	EACH	

## FEMALE ACME APPLIANCE END FITTINGS

AG1851	1 5/16F AC X 1/4MIP-BLK	EACH	25
AG1852	1 5/16FACX1/4MIP-GRN200M	EACH	25
AG518-25H	1 5/16FACX1/4BRB-GRN200M	EACH	25

## POL FITTINGS FOR GAS USE



Angle POL Inlet Adapter



POL Plug



POL Cap

## HOSES



High Pressure  
Rubber Hose



Gas Grill Hose



Gas Appliance  
Adapter Hose



A230-00



GR-800  
(A230-00)



GR-9950  
(A290-00)



GR-9984  
(A254-00)



1122H-AAJ



1232-BBF



1232-HBH



1652-CFF



350-00



GR-330



164-35



**Curtis**  
PIPE • VALVES • FITTINGS

NUMBER	DESCRIPTION	U/M	PRICE	PKG/ CASE
--------	-------------	-----	-------	--------------

## POL ANGLES

AM345	POL W/7/8HX90 EL X 1/4MI	EACH		
-------	--------------------------	------	--	--

## BRASS POL FITTINGS

A2014	SOLID MALE POL PLUG	EACH		25
AO-115	FE POL CAP-BRASS	EACH		15

## HIGH PRESSURE RUBBER HOSES

APH-14R	1/4 RUB. HOSE-350 PSI UL	FT		350
APH-38R	3/8 RUB. HOSE 350 PSI UL	FT		300

## GAS GRILL HOSES

A42410-60	3/8 MIP X 3/8 FE FL X60"	EACH		1
-----------	--------------------------	------	--	---

## GAS APPLIANCE ADAPTER HOSES

40407-60	POL W/HDWH X 1-20MT -60"	EACH		1
----------	--------------------------	------	--	---

## L.P. GAS REGULATORS

A230-00	1/4FIPX3/8FIP 140M BTU	EACH		50
---------	------------------------	------	--	----

## L.P. GAS REGULATORS

ME-253H	2-STAGE AUTO CHANGEOVER (2) 1/4" INV FL X 3/8" FPT HIGH CAPACITY REGULATOR 350,000 BTU	EACH		32
---------	--	------	--	----

## FAIRVIEW L.P. GAS REGULATORS

GR-800	1/4FIPX3/8FIP 175M BTU	EACH		100
GR-9950	2 STAGE REG. 195M BTU	EACH		45
GR-9984	AUTO CHANGEOVER 380M BTU	EACH		18

## GAS REGULATORS

1122H-AAJ	COMPACT FIRST STAGE MEC 1/4" INLET X/ 1/ 2"OUTLET	EACH		
1222-BAF	COMPACT SECOND STAGE MEC 1/2" INLET X 1/2" OUTLET	EACH		
1622-BCF	SECOND STAGE MEC 1/2" INLET X 1/2" OUTLET	EACH		
1622-CFF	SECOND STAGE MEC 1/2" INLET X 3/4" OUTLET	EACH		
1622H-HGJ	FIRST STAGE MEC F.POL INLET X 1/2" OUTLET	EACH		
1232-BBF	COMPACT 2-STAGE MEC 1/4" INLET X 1/2" OUTLET	EACH		
1232E-HBH	COMPACT 2-STAGE 2PSI MEC F. POL X 1/2" FNPT	EACH		
1652-CFF	BM SECOND STAGE MEC 1/2" INLET X 3/4" OUTLET	EACH		


## LP GAS REGULATORS – LOW VOLUME

350-00	1/4" FIP ADJ HIGH PRESS 0-10	EACH		50
--------	------------------------------	------	--	----

## FAIRVIEW REGULATORS – ADJUSTABLE

GR-330	1/4" FIP ADJ HIGH PRESS 0-30	EACH		
--------	------------------------------	------	--	--

# L.P. & GAS PRODUCTS FOR GAS USE



A2503-19



301-333



101-403DV  
Designed to comply with  
NFPA 48-11-1



101-803DV

## GRAY PVC CONDUIT & FITTINGS



Terminal (Male)  
Adapter



90° Elbow  
(Long Sweep)



NUMBER	DESCRIPTION	U/M	PRICE	PKG/ CASE
--------	-------------	-----	-------	--------------

### REGULATOR MOUNTING BRACKETS

A2503-19	ALUM. REGULATOR BRACKET	EACH		
----------	-------------------------	------	--	--

### DIELECTRIC UNIONS – BLACK GAS SERVICE

301-333	1/2" FIP BLACK DIELECTRIC	EACH		12
301-334	3/4" FIP BLACK DIELECTRIC	EACH		12

### DIELECTRIC UNIONS – COMPACT

4800EF	3/8" OD X 1/2" MIP COMPACT DIELECTRIC	EACH		100
4800FF	1/2" OD X 1/2" MIP COMPACT DIELECTRIC	EACH		100

### JOMAR DIELECTRIC VALVE

101-403DV	1/2 FIP X 1/2 FIP	EACH		8
101-404DV	3/4 FIP X 3/4 FIP	EACH		8
101-513DV	1/2 FL X 1/2 FIP	EACH		8
101-703DV	1/2" FL X 1/2" MIP DUE DIELECRC UNION VALVE	EACH		8

### JOMAR DIELECTRIC UNION VALVE

101-803DV	1/2 FIP X 1/2 MIP	EACH		8
101-804DV	3/4 FIP X 3/4 MIP	EACH		8

### PVC CONDUIT – BELL END SCHEDULE 40

34PVC	3/4" X 10' CONDUIT	FT		
-------	--------------------	----	--	--

### TERMINAL (MALE) ADAPTERS SCHEDULE 40

34PVCTERM	3/4" PVC TERM ADAPTER	EACH		
-----------	-----------------------	------	--	--

### 90° ELBOWS (LONG SWEEP) SCHEDULE 40

34PVC90	3/4" PVC 90° ELBOW	EACH		
---------	--------------------	------	--	--

## L.P. & GAS PRODUCTS FOR GAS USE



A31482 & A31484

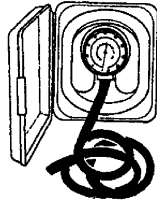
ASN18L



LPKIT



L51-15



A50C

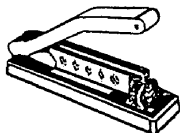
### SHERLOCK



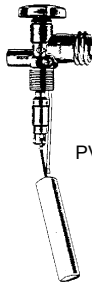
Leak Detector



ALDSB



TL855 Crimping Tool



PV2004S



PV100



AG530

NUMBER	DESCRIPTION	U/M	PRICE	PKG/ CASE
--------	-------------	-----	-------	--------------

### ACCESS VALVES W/ CAPS

A31482	1/8 ACS VL W/1/4 SAE CAP	EACH		
A31484	1/4 ACS VL W/1/4 SAE CAP	EACH		
ASN18L	1/8" AIR VALVE	EACH		100
ASN25L	1/4" AIR VALVE	EACH		

### HIGH PRESSURE L.P. TEST KITS

LPKIT	LP PRESSURE TEST KIT	EACH		1
-------	----------------------	------	--	---

### LIQUID-FILLED PRESSURE GAUGES

L51-15	0-15# 1/4MIP-21/2 SSBODY	EACH		
--------	--------------------------	------	--	--

### LOW PRESSURE TEST KIT & HYDRO GAUGE (MEASURES GAS PRESSURE)

A50C	LOW PRESSURE TEST KIT	EACH		
------	-----------------------	------	--	--

### SHERLOCK LEAK DETECTORS/DISPENSERS

ALD1	8OZ W/DAUBER CAP	EACH		1/24
ALD16	16OZ LOW TEMP LEAK DETEC	EACH		
ALD2	GAL JUG LW TMP LK DETECT	EACH		6
ALD1A-PT	EMPTY PINT-PLSTC W/BRUSH	EACH		
ALDSB	16 OZ EMPTY SPRAY BOTTLE	EACH		

### HEAVY-DUTY 5-HOLE CRIMP TOOLS

TL855	5 HOLE(1/4-3/8ID)CRIMP	EACH		1
-------	------------------------	------	--	---

### QCC & OPD CYLINDER VALVES

PV2004S	20# REPL VL W/4.0 D.T.	EACH		10/50
PV3004S	30# REPL VL W/4.7 D.T.	EACH		10/50

### CYLINDER VALVES

PV100	100# CYL-REPL VALVE	EACH		50
PV101	100# REPL VL W/10%DIP TU	EACH		50

### SAFE-T-LOCK PLUGS & LOCKS


AG530	SAFE-T-LOCK POL SOFT NOSE 12 PLUGS & LOCKS, 1 KEY	EACH		5
-------	--	------	--	---



# L.P. & GAS PRODUCTS FOR GAS USE

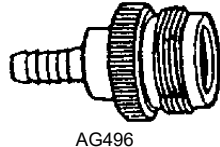
\*Not for Potable Water

## SHERLOCK

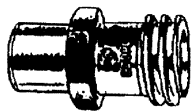


AG484

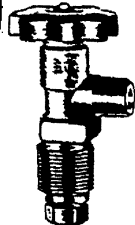
AG488




AG496



PV3310



PV3300



AG1897-3  
Dust Cap & Strap



A200  
FIP Gas Ball Valve




A203  
FIP Gas Ball Valve  
w/Side Tap



A210  
Flare x FIP  
Gas Ball Valve



A220  
Flare x Flare  
Gas Ball Valve



AJ200  
Gas Ball Valve



NUMBER	DESCRIPTION	U/M	PRICE	PKG/ CASE
--------	-------------	-----	-------	--------------

### CYLINDER ADAPTER FITTINGS

AG492	1-20MTHX1/4FIP W/O CHK	EACH		
AG484	1-20FTHX1/4 BARB(SWIVEL)	EACH		
AG488	1-20FTX 1/4 MIP	EACH		
AG496	1-20MTHX1/4BARB(SWIVEL)	EACH		

### FORKLIFT CYLINDER CONNECTIONS

PV3310	1 1/4M ACME CONNECTOR	EACH		114
PV3300	FORKLIFT SERVICE VALVE	EACH		60

### DUST CAPS & STRAPS

AG1897-3	DUST CAP & STRAP	EACH		
----------	------------------	------	--	--

### \* BLUE CAP GAS BALL VALVES FIP 175 WOG CSA 1/4 TURN

A200-3/8	3/8 FIP GAS VALVE-UL	EACH		10
A200-1/2	1/2FIP GAS VALVE-UL	EACH		10/100
A200-3/4	3/4 FIP GAS VALVE-UL	EACH		10/100

### \* LEVER HANDLE GAS BALL VALVES FIP 150 WSP 600 WOG CSA 1/4 TURN

A200-1	1"FIP GAS VALVE-LEV HDL	EACH		10
A200-1-1/4	1 1/4" GAS VALVE-LEV HDL	EACH		10

### \* BLUE CAP GAS BALL VALVES FIP 1/8 SIDE TAP

A203-1/2	1/2FIP VL W/1/8 SIDE TAP	EACH		10
A203-3/4	3/4FIP VL W/1/8 SIDE TAP	EACH		10

### \* BLUE CAP GAS VALVES FL X FIP CSA 1/4 TURN

A210EF	3/8 FL X 1/2 FIP GAS VLV	EACH		10
A210FF	1/2 FL X 1/2 FIP GAS VLV	EACH		10

### \* BLUE CAP FLARE GAS BALL VALVES FL X FL CSA 1/4 TURN

A220EE	3/8 FL X 3/8 FL GAS VALV	EACH		10/100
A220FF	1/2 FL X 1/2 FL GAS VALV	EACH		10/100
A220II	5/8 FL X 5/8 FL GAS VALV	EACH		10

### \* JOMAR BLUE CAP GAS BALL VALVES FIP 600 WOG CSA UL


AJ200-3/8	3/8 FIP GAS VALVE	EACH		12
AJ200-1/2	1/2 FIP GAS VALVE	EACH		12
AJ200-3/4	3/4 FIP GAS VALVE	EACH		12
AJ200-1	1 FIP RED HANDLE 400 WOG	EACH		12

\* Not for Potable Water



# L.P. & GAS PRODUCTS FOR GAS USE

\*Not for Potable Water



AJ210  
Gas Ball Valve



AJ205  
Gas Ball Valve



372  
FIP Gas Ball Valve



A8361  
Gas Ball Valve



A8365  
Flare x FIP  
Gas Ball Valve



AJ203  
FIP Gas Ball Valve



AJ220  
Gas Ball Valve



AJ229  
Gas Ball Valve



A1361  
Flare x Flare  
Gas Ball Valve



PV435A  
Relief Valve

NUMBER	DESCRIPTION	U/M	PRICE	PKG/ CASE
--------	-------------	-----	-------	--------------

## \* JOMAR BLUE CAP GAS BALL VALVES FIP 1/4 TURN LOCKING T-HDL 1/8 SIDE TAP

AJ203-1/4	1/4 FIP W/ 1/8 SIDE TAP	EACH		10
AJ203-3/8	3/8 FIP W/ 1/8 SIDE-TAP	EACH		10
AJ203-1/2	1/2 FIP W/ 1/8 SIDE TAP	EACH		10
AJ203-3/4	3/4 FIP W/ 1/8 SIDE TAP	EACH		10
AJ203-1	1 FIP W/ 1/8 SIDE-TAP	EACH		6

## \* JOMAR GAS BALL VALVES FL X FIP 1/4 TURN LOCKING T-HDL

AJ210EF	3/8 FL X 1/2 FIP VALVE	EACH		14
AJ210FF	1/2 FL X 1/2 FIP VALVE	EACH		14

## \* JOMAR GAS BALL VALVES FL X FL 1/4 TURN LOCKING T-HDL

AJ220EE	3/8 FLARE VALVE	EACH		12
AJ220FF	1/2 FLARE VALVE	EACH		12
AJ220II	5/8 FLARE VALVE	EACH		12

## \* JOMAR GAS BALL VALVES FL X FL 1/4 TURN LOCKING T-HDL 1/8 SIDE TAP

AJ205-3/8	3/8FL X 3/8FL W/SIDE TAP	EACH		15
AJ205-1/2	1/2FL X 1/2FL W/SIDE TAP	EACH		12
AJ205-5/8	5/8FL X 5/8FL W/SIDE TAP	EACH		10

## \* JOMAR GAS BALL VALVES FL X MIP 1/4 TURN LOCKING T-HDL

AJ229EF	3/8 FL X 1/2 MIP VALVE	EACH		12
AJ229FF	1/2 FL X 1/2 MIP VALVE	EACH		12

## \* GAS BALL VALVES FIP 1/4 TURN LARGE PORT CSA

372-1/2	1/2" GAS BALL VALVE CSA	EACH		30/120
372-3/4	3/4" GAS BALL VALVE CSA	EACH		20/120

## \* GAS BALL VALVES 1/4 TURN 125 WOG CSA

A8361-1/2	1/2" GAS BALL VALVE CSA	EACH		12/144
A8361-3/4	3/4" GAS BALL VALVE-CSA	EACH		12/144

## \* GAS FLARE X FLARE VALVES 125 WOG CSA 1/4 TURN

A1361EE	3/8FL X 3/8FL VALVE-CSA	EACH		12/144
A1361FF	1/2FL X 1/2FL VALVE-CSA	EACH		12/144

## \* GAS FLARE X FEMALE VALVES 125 WOG CSA 1/4 TURN

A8365EF	3/8FLX1/2 FIP GAS VALVE	EACH		12
A8365FF	1/2FLX1/2 FIP GAS VALVE	EACH		12

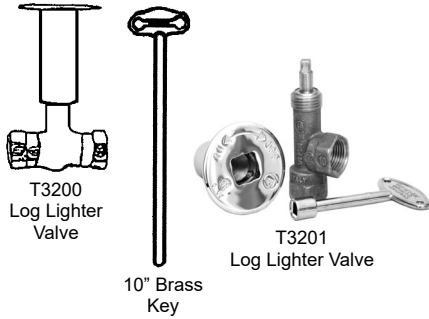
## RELIEF VALVE

PV435A	3/4" DOT FULL INTERNAL	EACH		
--------	------------------------	------	--	--

\* Not for Potable Water



## L.P. & GAS PRODUCTS FOR GAS USE



T3200  
Log Lighter  
Valve

10" Brass  
Key

T3201  
Log Lighter Valve

**Dormont**  
MANUFACTURING COMPANY



SSC20 / SSC21 - Gas Connector



SSC12 - Gas Connector



SSC38 - Gas Connector

## GAS APPLIANCE CONNECTOR FITTINGS



ARC71



ARC74

NUMBER

DESCRIPTION

U/M PRICE

PKG/  
CASE

### LOG LIGHTER VALVES

T3200	1/2 FIP CHROME-STRAIGHT	EACH	1/25
T3200PB	1/2 FIP POL BR STRAIGHT	EACH	1/25
T3201	1/2 FIP CHROME ANGLE	EACH	1/25
T3201PB	1/2 FIP POL BR ANGLE	EACH	1/25
T3200KEY	10" BRASS KEY	EACH	

### DORMONT UL GAS CONNECTORS S.S. 1/2 ID W/ 15/16 ENDS

SSC20-18	1/2MIPX1/2MIPW/3/8FIP-18	EACH	25
SSC20-24	1/2MIPX1/2MIPW/3/8FIP-24	EACH	25
SSC20-36	1/2MIPX1/2MIPW/3/8FIP-36	EACH	25
SSC20-48	1/2MIPX1/2MIPW/3/8FIP-48	EACH	25
SSC20-60	1/2MIPX1/2MIPW/3/8FIP-60	EACH	12
SSC20-72	1/2MIPX1/2MIPW/3/8FIP-72	EACH	12
SSC21-24	3/4MIPX3/4MIPW/1/2FIP-24	EACH	25
SSC21-36	3/4MIPX3/4MIPW/1/2FIP-36	EACH	25
SSC21-48	3/4MIPX3/4MIPW/1/2FIP-48	EACH	25
SSC21-60	3/4MIPX3/4MIPW/1/2FIP-60	EACH	12

### DORMONT UL GAS CONNECTORS S.S. 3/8 ID X 1/2 OD STD FL 1/2 ENDS

SSC12-12	3/8ID W/1/2MIPX1/2MIP-12	EACH	25
SSC12-18	3/8ID W/1/2MIPX1/2MIP-18	EACH	25
SSC12-24	3/8ID W/1/2MIPX1/2MIP-24	EACH	25
SSC12-36	3/8ID W/1/2MIPX1/2MIP-36	EACH	25
SSC12-48	3/8ID W/1/2MIPX1/2MIP-48	EACH	25
SSC12-60	3/8ID W/1/2MIPX1/2MIP-60	EACH	12

### DORMONT UL GAS CONNECTORS S.S. 1/4 ID X 3/8 OD STD FL 3/8 ENDS

SSC38-12	1/4ID W/1/2MIPX1/2MIP-12	EACH	25
SSC38-18	1/4ID W/1/2MIPX1/2MIP-18	EACH	25
SSC38-24	1/4ID W/1/2MIPX1/2MIP-24	EACH	25
SSC38-36	1/4ID W/1/2MIPX1/2MIP-36	EACH	25
SSC38-48	1/4ID W/1/2MIPX1/2MIP-48	EACH	25

### GAS APPLIANCE CONNECTOR FITTINGS 15/16 FLARE FITTINGS

ARC70	15/16FL X 3/4FIP STR FIT	EACH	
ARC71	15/16FL X 1/2FIP STR FIT	EACH	
ARC74	15/16FLX1/2MIP W/38FIP	EACH	
ARC75	15/16FLX3/4MIP W/1/2FIP	EACH	



# L.P. & GAS PRODUCTS FOR GAS USE



Yellow Coated  
Gas Connectors



Black Coated  
Gas Connectors



Full Coupling

NUMBER	DESCRIPTION	U/M	PRICE	PKG/ CASE
--------	-------------	-----	-------	--------------

## YELLOW COATED GAS CONNECTORS (3/8" ID) 1/2" MIP X 1/2" MIP

CSSC12-18	3/8ID-W/1/2MIP X 1/2MIP-18	EACH		25
CSSC12-24	3/8ID-W/1/2MIP X 1/2MIP-24	EACH		25
CSSC12-36	3/8ID-W/1/2MIP X 1/2MIP-36	EACH		25
CSSC12-48	3/8ID-W/1/2MIP X 1/2MIP-48	EACH		25
CSSC12-60	3/8ID-W/1/2MIP X 1/2MIP-60	EACH		12

## YELLOW COATED GAS CONNECTORS (1/2" ID) 1/2" MIP X 1/2" MIP

CSSC20-24	1/2ID-W/1/2MIP X 1/2MIP-24	EACH		25
CSSC20-36	1/2ID-1/2MIPX1/2MIP-36	EACH		25
CSSC20-48	1/2ID-1/2MIPX1/2MIP-48	EACH		25
CSSC20-60	1/2ID-W/1/2MIP X 1/2MIP-60	EACH		12

## YELLOW COATED GAS CONNECTORS (1/4" ID) 1/2" MIP X 1/2" MIP

CSSC38-24	1/4ID-W/1/2MIP X 1/2MIP-24	EACH		25
CSSC38-36	1/4ID-W/1/2MIP X 1/2MIP-36	EACH		25
CSSC38-48	1/4ID-W/1/2MIP X 1/2MIP-48	EACH		25

## BLACK COATED GAS LOG CONNECTORS (1/4" ID) 1/2" MIP X 1/2" MIP

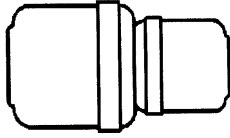
BSSC38-12	1/4ID-1/2MIPX1/2MIP-12	EACH		25
BSSC38-18	1/4ID-1/2MIPX1/2MIP-18	EACH		25

## CON-STAB FULL COUPLINGS

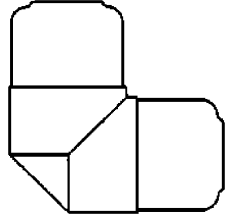
52-1004-66	1/2 CTS(5/8OD) .090 WALL	EACH		25
52-1008-66	1 CTS (1 1/8OD).100 WALL	EACH		20
52-1013-66	3/4 IPS(SDR-11)	EACH		20
52-1014-66	1" IPS (SDR-11)	EACH		15
52-1015-00	1 1/4 IPS (SDR-10)	EACH		5
52-1016-00	1 1/2"IPS (-11)	EACH		
52-1017-00	2" IPS (SDR-11)	EACH		5

# L.P. & GAS PRODUCTS GAS CONNECTORS

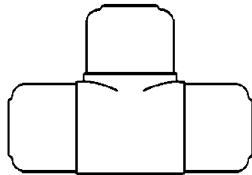
CON STAB FITTINGS



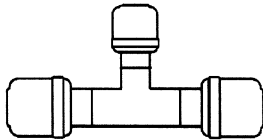
Reducer Coupling



90° Elbow



3-Way Tee



Reducing Tee



Flex Riser



99-0511-36



NUMBER	DESCRIPTION	U/M	PRICE	PKG/ CASE
--------	-------------	-----	-------	--------------

## CON-STAB REDUCER COUPLINGS

54-1408-66	1"IPS (SDR-11) X 1" CTS	EACH		10
54-1413-66	1"IPS(-11) X 3/4IPS(-11)	EACH		10
54-1513-00	1 1/4IPS(-10)X3/4IPS(-11)	EACH		5
54-1514-00	1 1/4IPS(-10)X1"IPS(-11)	EACH		5
54-1715-00	2"IPS(-11)X1 1/4IPS(-10)	EACH		5

## CON-STAB 90° ELBOWS

51-1004-66	1/2 CTS(5/8OD) .090 WALL	EACH		25
51-1008-66	1"CTS(1 1/8OD) .100 WALL	EACH		20
51-1013-66	3/4"IPS (SDR-11)	EACH		25
51-1014-66	1"IPS (SDR-11)	EACH		20
51-1015-00	1 1/4"IPS (SDR-10)	EACH		5
51-1017-00	2"IPS (SDR-11)	EACH		5

## CON-STAB 3-WAY TEES

50-1004-66	1/2"CTS(5/8OD) .090 WALL	EACH		25
50-1008-66	1"CTS(1 1/8OD) .100 WALL	EACH		20
50-1013-66	3/4"IPS (SDR-11)	EACH		20
50-1014-66	1"IPS (SDR-11)	EACH		10
50-1015-00	1 1/4"IPS (SDR-10)	EACH		5
50-1015-AA	1 1/4" IPS (SDR-11)	EACH		5
50-1017-00	2"IPS (SDR-11)	EACH		5

## CON-STAB REDUCING TEES

49-0804-66	1CTS(.100) X 1/2CTS(.090)	EACH		10
49-1304-66	3/4IPS(-11)X1/2CTS(.090)	EACH		10
49-1413-66	1"IPS(SDR-11)X3/4IPS(-11)	EACH		10

## CON-STAB FLEX RISERS W/ SWIVEL JOINT

12-1004-36	1/2MIPX1/2CTS(.090)-36	EACH		1/25
12-1004-84	1/2MIPX1/2CTS(.090)-84	EACH		1/25
13-1013-36	3/4MIPX3/4IPS(SDR-11)-36	EACH		1/20
13-1013-84	3/4MIPX3/4IPS(SDR-11)-84	EACH		1/20
14-1008-36	1MIPX1CTS(.090 WALL)-36"	EACH		1/20
14-1014-36	1MIPX1IPS(SDR-11)-36	EACH		1/10
14-1014-60	1MIPX1IPS(SDR-11)-60	EACH		1/10

## CON-STAB FLEX RISERS W/ SWIVEL FEMALE FLARE NUT

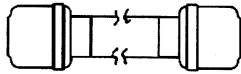
99-0511-36	1/2"O.D.X 1/2"CTS PE 3'	EACH		1/25
99-0511-72	1/2"O.D.X 1/2"CTS PE X6'	EACH		1/25

## CON-STAB REPAIR COUPLINGS

459-56-24	1/2CTS(5/8OD).090WALLX24	EACH		10
1359-56-24	3/4"IPS(SDR-11) X 24	EACH		10
1459-56-24	1"IPS(SDR-11) X 24	EACH		10

# L.P. & GAS PRODUCTS GAS CONNECTORS

## CON STAB FITTINGS



Repair Coupling



PE x Copper Transition Coupling



Transition Fitting



Anodeless Riser



Chamfer Tool

NUMBER	DESCRIPTION	U/M	PRICE	PKG/ CASE
--------	-------------	-----	-------	--------------

### CON-STAB PE X COPPER TRANSITION COUPLINGS

99-0063-66	1/2"CTS(.090) X 3/8 OD	EACH		10
99-0064-66	1/2"CTS(.090) X 1/2OD	EACH		10

### CON-STAB TRANSITION FITTINGS

46-0904-24	1/2MIPX1/2CTS(.090 WALL)	EACH		
46-0913-24	3/4MIP X 3/4IPS(SDR-11)	EACH		
46-0908-24	1"MIPX1"CTS(.099 WALL)	EACH		
46-0914-24	1"MIP X 1"IPS(SDR-11)	EACH		
46-0915-24	1 1/4MIP X 1 1/4IPS(SDR-10)	EACH		
46-0915-0A	1 1/4"MIP X 1 1/4"IPS (SDR-11)	EACH		
46-1916-00	1 1/2"MIP X 1 1/2"IPS (-11)	EACH		
46-0917-24	2"MIP X 2"IPS(SDR-11)	EACH		

### CON-STAB ANODELESS RISERS

1353-91-04	3/4MIPX1/2CTS(30V X 17H)	EACH		25
1353-91-08	1"CTSX3/4MIP(30V X 16H)	EACH		25
1353-91-13	3/4MIPX3/4IPS(30V X 16H)	EACH		25
1453-91-14	1"MIP X 1"IPS(30V X 16H)	EACH		25
99-0503-25	1 1/4MIPX1 1/4MIP(30V X 22H) W/COUPL	EACH		10
1553-91-15	1 1/4MIPX1 1/4IPS(30V X 28H)	EACH		10
1553-91-0A	1 1/4MIP X 1 1/4IPS(30V X 22H)SDR-11	EACH		
1652-91-16	1 1/2IPSX1 1/2MIP(36V X 26H) W/COUPL	EACH		
1752-91-17	2"MIP X 2"IPS (36V X 30H)	EACH		5

### CON-STAB CHAMFER TOOLS

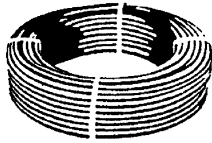
33-5480-00	1"CTS & 1/2"CTS CH TOOL	EACH		
33-5481-00	1/2"CTS & 3/4"IPS	EACH		
33-5485-00	1 1/4"IPS CHAMFER TOOL	EACH		
33-5486-00	2"IPS CHAMFER TOOL CON-	EACH		
33-5606-00	1"IPS X 3/4"IPS CHAMFER	EACH		
33-5514-00	1"IPS X 1/2"CTS CHAMFER	EACH		
33-6580-10	1 1/4IPS CHAMFER TOOL	EACH		
33-6580-13	3/4"IPS CHAMFER TOOL	EACH		
33-6580-14	1" IPS CHAMFER TOOL	EACH		
33-6580-16	1 1/2"IPS CHAMPER TOOL	EACH		

# L.P. & GAS PRODUCTS

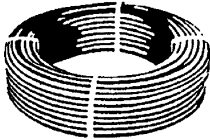
**PLEASE NOTE:**

IPS REFERS TO IRON PIPE SIZE

CTS REFERS TO COPPER TUBE SIZE



Polyethylene Pipe



Polyethylene Tube

- Conforms to ASTM D2513
- CTS Tubing
- Coil Marked Every 5 Ft.




Tracer Wire  
14 GA. - 500 Ft. Coil  
Single-Conductor  
Underground Feeder  
UL Listed Sprinkler System Wire  
600 Volt SOL BC



Thermocouple



Breakaway Nut



Aluminum Tubing



Drip Leg Kit



NUMBER	DESCRIPTION	U/M	PRICE	PKG/ CASE
--------	-------------	-----	-------	--------------

## POLYETHYLENE PIPE – YELLOW FOR L.P. OR NATURAL GAS

34GAS150	3/4"IPS(SDR-11) X 150'	FT		150
34GAS500	3/4" IPS (SDR-11) 500'	FT		500
1GAS150	1"IPS(SDR-11) X 150'	FT		150
1GAS500	1"IPS(SDR-11) X 500'	FT		500
114GAS150	1 1/4"IPS(SDR-10) X 150'	FT		150
2GAS100	2"IPS(SDR-11) X 100'	FT		100

## POLYETHYLENE TUBING FOR L.P. GAS

12150GAS	1/2" CTS (5/8OD) X 150'	FT		125
12500GAS	1/2"CTS(5/8 OD) X 500'	FT		500
1500GAS	1"CTS(1 1/8 OD) X 500'	FT		500

## TRACER WIRE

EL500-16	14GA PVC CTD-YEL'W UL/CS	EACH		
----------	--------------------------	------	--	--

## UNIVERSAL THERMOCOUPLES

AMG-18	18" THERMOCOUPLE	EACH		10
AMG-24	24" THERMOCOUPLE	EACH		10
AMG-30	30" THERMOCOUPLE	EACH		10
AMG-36	36" THERMOCOUPLE	EACH		10

## BREAKAWAY NUTS 1/4 O.D.

A43283-2	1/4 OD BREAKWAY NUT	EACH		
----------	---------------------	------	--	--


## ALUMINUM TUBING

14AL50	1/4 OD ALUM X 50' COIL	FT		
38AL50	3/8 OD ALUM X 50' COIL	FT		
12AL50	1/2 OD ALUM X 50' COIL	FT		

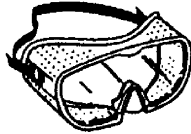
## DRIP LEG KITS

75ST-06	3/8 TEE,CAP & 2-NIPPLES	EACH		1
75ST-08	1/2 TEE,CAP & 2-NIPPLES	EACH		1
75ST-12	3/4 TEE,CAP & 2-NIPPLES	EACH		1

# ELECTRICAL PRODUCTS



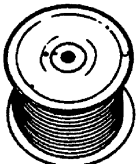
UT-600  
Caution Ribbon



SG404  
Safety Goggles



Dust Mask




Brown Vinyl Jacket  
Thermostat Wire



EL500-16  
14 GA. - 500 Ft. Coil  
Single-Conductor  
Underground Feeder  
UL Listed Sprinkler  
System Wire  
600 Volt SOL BC



EL5990V



Trouble Lamp



EL1361



EL566



House Extension  
Cord

NUMBER

DESCRIPTION

U/M PRICE

PKG/  
CASE

## CAUTION BARRIER RIBBON

UT-600	CAUTION RIBBON 3" X 300	EACH	
--------	-------------------------	------	--

## SAFETY GOGGLES

SG404	SAFTEY GOGGLES CLEAR	EACH	
-------	----------------------	------	--

## DUST MASKS

55335	DUST & POLLEN MASK 5/BAG	EACH	
-------	--------------------------	------	--

## THERMOSTAT WIRE – VINYL JACKET 18GA

18/2THERM	18/2 500' THERMOSTAT	FT	1
18/3THERM	18/3 500' BRN THERMOSTAT	FT	1
18/4THERM	18/4 250' BRN THERMOSTAT	FT	1
18/5THERM	18/5 250' BRN THERMOSTAT	FT	1
18/8THERM	18/8 250' BRN THERMOSTAT	FT	1

## TRACER WIRE

EL500-16	14GA PVC CTD-YEL'W UL/CS	EACH	
----------	--------------------------	------	--

## SOLDERLESS TERMINAL KITS

EL5990V	175 PCS. TERM. KIT	EACH	
---------	--------------------	------	--

## PORTABLE HAND LAMPS

EL691	16/3 25' TROUBLE LAMP	EACH	12
-------	-----------------------	------	----

## ADAPTERS & GROUND OUTLETS

EL1361	GROUNDING 3 OUTLET TAP	EACH	25
EL566	ADAPTER 3-2 WIRE -UL	EACH	25

## ALL-PURPOSE HOUSE EXTENSION CORDS

EL24806	16/2 6' BROWN UL 3 OUTLT	EACH	1
EL24809	16/2 9' BROWN UL 3 OUTLT	EACH	1




# ELECTRICAL PRODUCTS



Air Conditioner Extension Cord 125V



Outdoor Extension Cord



Disposal Cord 13A - 125V




EL6420 Pull Chain Socket Adapter



F9600



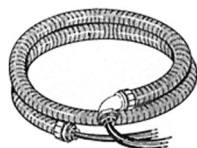
F2102 / F2250



Thermoplastic Wire Nuts



Bare Copper Wire



Air Conditioner Wire Whip  
277 Volt Maximum  
10 AWG-40 Amps  
8 AWG-55 Amps  
UL Listed  
Suitable for Outdoor Use  
Made in America



Grounding Clamp

NUMBER

DESCRIPTION

U/M

PRICE

PKG/  
CASE

## OUTDOOR EXTENSION CORDS

EL2304	16/3 X 10' ORANGE CORD	EACH	24
EL2307	16/3 X 25' ORANGE CORD	EACH	12

## AIR CONDITIONER EXTENSION CORDS

ELCORD-6	15A-14/3,6' HVY DUTY A/C	EACH	24
ELCORD-9	15A-14/3,9' HVY DUTY A/C	EACH	24
ELCORD-12	15A-14/3,12' HVY DTY A/C	EACH	24
ELCORD-15	15A-14/3,15' HVY DTY A/C	EACH	24

## DISPOSAL CORDS

EL8130	3' DISP CORD STD PLUG	EACH	
EL8132	6' DISP CORD STD PLUG	EACH	

## PULL CHAIN CURRENT TAPS

EL6420	PULL CHAIN SOCKET ADPT.	EACH	
--------	-------------------------	------	--

## FROSTEX PLUS PIPE HEATING CABLES

F2102	FROSTEX CABLE 100FT REEL	EACH	1
F2250	FROSTEX CABLE 250FT REEL	EACH	1
F9600	FROSTEX GFI PLG KT(9800)	EACH	1

## THERMOPLASTIC WIRE NUTS (100 PER PACK)

10-001	GRAY WIRE NUTS	EACH	1
10-002	BLUE WIRE NUTS	EACH	1
10-003	ORANGE WIRE NUT	EACH	1
10-004	YELLOW WIRE NUT	EACH	1
10-006	RED WIRE NUT	EACH	1

## BARE COPPER WIRE

8SOL	#8 SOLID SD 500FT ONLY	FT	500' COIL
6BARE	#6 STR BARE WIRE	FT	315'

## BRONZE GROUNDING CLAMPS

C11N	1/2"-1" BRONZE WATER	EACH	1
C-22	1 1/4"-2" BRONZE WATER/GAS	EACH	1

## AIR CONDITIONER WIRING WHIPS

12WHIP	1/2 X 6 3 # 10S SEALTITE	EACH	1
--------	--------------------------	------	---



Curtis  
PIPE • VALVES • FITTINGS



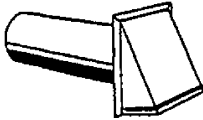
## DRYER VENT




Aluminum Vent Pipe



Aluminum Vent Elbow



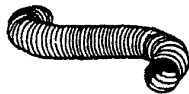
AL-VR4




A-VR4-B / B-VR4-B



A-MC4



AP450

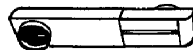


FA425

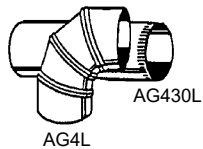
FA48



UD48S




UD48

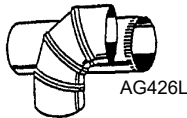


AG4L

AG430L



RA34



AG4L-26

AG426L

## POLYKEN



Duct Tape



360-17  
Printed, 17 mil dead  
soft aluminum foil  
mastic tape for all  
types of duct systems  
Meets UL 723

NUMBER

DESCRIPTION

U/M PRICE

PKG/  
CASE

### ALUMINUM VENT PIPE – 2 FT

AA424	4" X 24" ALUM VENT PIPE	EACH	25
-------	-------------------------	------	----

### ALUMINUM VENT ELBOWS

AAL490	4" ALUM VENT ELBOW	EACH	12
--------	--------------------	------	----

### VENT HOODS

AL-VR4	4" VNT HD ALL ALUM-BOXED	EACH	1/6
A-VR4-B	4" VT HD W/LOV WHIT BULK	EACH	12
B-VR4-B	4" VT HD W/LOV BRWN BULK	EACH	12

### VENT HOSE CLAMPS

A-MC4	4" METAL SCREW CLAMP	EACH	
-------	----------------------	------	--

### ALUMINUM FLEXIBLE DUCT

AP450	4"X 50' AL/POLY FLX DUCT	EACH	
FA425	4"X 25' ALUM FLX VT DUCT	EACH	
FA48	4"X 8' ALUM FLX VENT DUCT	EACH	

### SPACE SAVER ALUMINUM DUCT

UD48	4" EXT 28"-45" ANG OUT	EACH	4
UD48S	4" EXT 28"-45" STR OUT	EACH	4

### GALVANIZED VENT PIPE & FITTINGS

AG324L	3" X 24" 28 GA GALV PIPE	EACH	5
AG426L	4" X 24" 26 GA. GALV PIPE	EACH	1
AG430L	4" X 24" 30 GA. GALV. PIPE	EACH	10
AG3L	3" 28 GA. GALV 90 ELBOW	EACH	12
AG4L-26	4" 26 GA. GALV 90 ELBOW	EACH	1
AG4L	4" 30 GA. GALV 90 ELBOW	EACH	36
RA34	3" X 4" GALV RED/INCREASER	EACH	

### POLYKEN DUCT TAPE

ADT229	2" X 60 YDS DUCT TAPE 12M	EACH	24
ADT260	2" X 60 YDS DUCT TAPE 8.5M	EACH	24
ADT260-1	2" X 60 YDS DUCT TAPE 10M	EACH	24
ADT260-BL	2" X 60 YDS DUCT TAPE 10M	EACH	24



Curtis  
PIPE • VALVES • FITTINGS

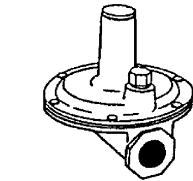
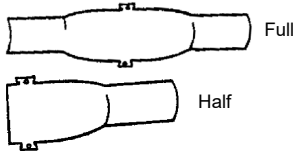
## HEATING ACCESSORIES



Appliance Stub-Out



Gas Outlet Box



Maxitrol 325 Series For Pipe Systems To 5 PSI Inlet

NUMBER	DESCRIPTION	U/M	PRICE	PKG/ CASE
<b>POLYKEN FOIL DUCT TAPE</b>				
360-17	2" X 100'AL FOIL W/RUB ADH	EACH		24

<b>90° APPLIANCE STUB-OUTS</b>				
FSAPSTUB-F	1/2" MIP X 11/2STUB 90	EACH		10
FSAPSTUB-K	3/4" MIP X 11/2STUB 90	EACH		

<b>GAS OUTLET BOX</b>				
FSBOX	RECESSED GAS OUTLET BOX WITH 1/2' FLASHSEID FITTING	EACH		10

<b>TITEFLEX PROTECTION DEVICES</b>				
TFM201	HALF STRIKER PLATE 3"X7"	EACH		50
TFM205	FULL STRIKER PLATE 3"X12"	EACH		25

<b>MAXITROL GAS PRESSURE REGULATORS</b>				
T325-3	8" W.C. 1/2" FIP 25OCHF N.G.	EACH		
T325-5	8" W.C. 580CHF 3/4" FIP NG	EACH		



## FlashShield CSST Lightning Resistance Testing

### FlashShield significantly outperforms similar conductive CSST

A leading U.S. lightning laboratory performed a head-to-head comparison of the effects of a simulated lightning strike on FlashShield CSST and a similar conductive CSST. The results — performed under specified conditions — clearly show that FlashShield outperforms its closest competitor.



## HEATING ACCESSORIES

**Gastite**  
FLEXIBLE GAS PIPING FROM THE FLEX™



NUMBER	DESCRIPTION	U/M	PRICE	PKG/ CASE
--------	-------------	-----	-------	--------------

### FLASH SHIELD CORRUGATED STAINLESS STEEL TUBING

FSCSST12-50	1/2" X 50'	FT		50'/BOX
FSCSST12-125	1/2" X 125'	FT		125'/COIL
FSCSST12-250	1/2" X 250'	FT		250'/COIL
FSCSST34-50	3/4" X 50'	FT		50'/BOX
FSCSST34-125	3/4" X 125'	FT		125'/COIL
FSCSST34-250	3/4" X 250'	FT		250'/COIL
FSCSST1-50	1" X 50'	FT		50'/BOX
FSCSST1	1" X 150'	FT		150'/COIL

### FLASH SHIELD STRAIGHT FITTING (ADAPTER/NUT/BUSHING)

FSFTG-F	1/2" FLASHSHIELD™ -1/2" NPT	EACH		24/BOX
FSFTG-K	3/4" FLASHSHIELD™ -3/4" NPT	EACH		24/BOX
FSFTG-M	1" FLASHSHIELD™ -1" NPT	EACH		12/BOX

### FLASH SHIELD TERMINATION FITTING (FLANGE/ADAPTER/NUT/BUSHING)

FSTRM-F	1/2" FLASHSHIELD™ -1/2" NPT	EACH		12/BOX
FSTRM-K	3/4" FLASHSHIELD™ -3/4" NPT	EACH		12/BOX
FSTRM-M	1" FLASHSHIELD™ -1" NPT	EACH		6/BOX

### JACKET STRIPPER

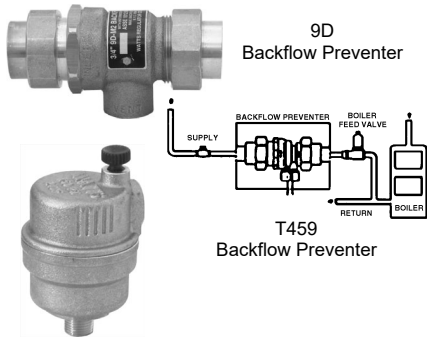
STRP3-12	1/2" JACKET STRIPPER	EACH		
STRP3-34	3/4" JACKET STRIPPER	EACH		
STRP3-1	1" JACKET STRIPPER	EACH		

### FLASH SHIELD TUBE CUTTER

FSCUTTER-SM	3/8" FLASHSHIELD CSST TUBE CUTTER W/ FLAT ROLLERS	EACH		1
FSBLADE	CUTTING WHEEL FOR FSCUTTER-SM	EACH		5

# HYDRONIC HEATING ACCESSORIES

**\* Not for Potable Water**



## PEX TUBING



NUMBER	DESCRIPTION	U/M	PRICE	PKG/ CASE
--------	-------------	-----	-------	-----------

### \* BACKFLOW PREVENTERS

9D-1/2	1/2" BACKFLOW PREVENTER	EACH		12
9D-3/4	3/4" BACKFLOW PREVENTER	EACH		12

### \* BACKFLOW PREVENTERS

T459-1/2	1/2" FIP BACKFLOW PREV	EACH		1/25
----------	------------------------	------	--	------

### \* HOT WATER AIR VENTS

FV4MI-1/8	1/8" AUTO HOT WATER VENT	EACH		40
-----------	--------------------------	------	--	----

### \* AIR PURGERS

ASMI-1	1" IPS AIR PURGER(SCOOP)	EACH		1
ASMI-11/4	1 1/4" IPS AIR PURGER(SCP)	EACH		1

### \* WATER PRESSURE REGULATORS

1156F-1/2	1/2" IPS FEED-WTR P.R.BRZ	EACH		
S1156F-1/2	1/2" SWT FEED-WTR P.R.BRZ	EACH		

### \* EXPANSION TANKS

ET15	15" EXP TANK VOL 2.1 GAL	EACH		1
ET30	30" EXP TANK VOL 4.7 GAL	EACH		1
ET60	60" EXP TANK VOL 6.6 GAL	EACH		1

### \* BOILER RELIEF VALVES

A374A-3/4	3/4" BOILER RLF VAL 30 LB	EACH		12
-----------	---------------------------	------	--	----

### \* BRONZE WYE STRAINER

105-505	1" 304 STAINLESS #50 WSP 300 WOG	EACH		8
105-506	1 1/4" 304 STAINLESS #50 WSP 300 WOG	EACH		8
105-507	1 1/2" 304 STAINLESS #50 WSP 300 WOG	EACH		2
105-508	2" 304 STAINLESS #50 WSP 300 WOG	EACH		2

### \* HOT WATER AIR VENTS

T-70-1/8	1/8" AUTO HOT WATER VENT	EACH		10
AV12-KA	1/8" COIN VENT	EACH		100/1000

### \* MONO-FLOW TEES

T570-KF	3/4" X 1/2" MONO-FLOW TEE	EACH		
---------	---------------------------	------	--	--

### BARRIER PEX EXPANDABLE TUBING – CTS COILS – F1960/F1807

EPX12300B	1/2" X 300' BARRIER PEX EXPANDABLE	FT		
EPX12600B	1/2" X 600' BARRIER PEX EXPANDABLE	FT		
EPX121200B	1/2" X 1200' BARRIER PEX EXPANDABLE	FT		
EPX34300B	3/4" X 300' BARRIER PEX EXPANDABLE	FT		
EPX34600B	3/4" X 600' BARRIER PEX EXPANDABLE	FT		

See Pages F23-F28 for PEX Fittings

**\* Not for Potable Water**



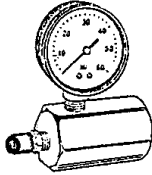
# HYDRONIC HEATING ACCESSORIES




5050CTSJ



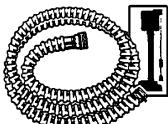
5030CVSP



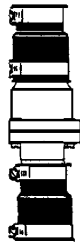
TG1420



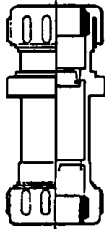
6190-013



Sump Pump Discharge Kit



S-613 Sump Pump Swing Check



S-614 PVC Swing Check Valve



203-247 PVC Swing Check Valve True Union



1308/1621

NUMBER	DESCRIPTION	U/M	PRICE	PKG/ CASE
--------	-------------	-----	-------	--------------

## SEWAGE PUMPS – 25' LIFT

5050CTSJ	1/2HP 115V 2" SOLIDS 80G	EACH		1
----------	--------------------------	------	--	---

## SUMP PUMPS – 25' LIFT

5030CVSP	3/10HP 115V 46GPM 25'LIF	EACH		1
----------	--------------------------	------	--	---

## AIR TEST ASSEMBLIES

TG1420	0-60 AIR TEST GAUGE KIT	EACH		
--------	-------------------------	------	--	--

## PUMP SWITCHES

6190-013	DU-FL SWCH W/PL 115V-15	EACH		
----------	-------------------------	------	--	--

## SUMP PUMP DISCHARGE KITS

SP11424	SUMP PM HOSE 1 1/4" X 24'	EACH		8
---------	---------------------------	------	--	---

## SUMP PUMP SWING CHECK VALVES

S-613-1-1/4	1 1/4-1 1/2" SUMP PM CK VL	EACH		10
S-613-2	2" SUMP PUMP CK VALVE	EACH		10

## SUMP PUMP PVC SWING CHECK VALVES

S-614-11/4	1 1/4-1 1/2" PVC S.P. CK VL	EACH		8
S-614-2	2" PVC COMP S.P. CK VALV	EACH		4

## SUMP PUMP PVC SWING CHECK VALVES TRUE UNION

203-247	1 1/2" SUMP PUMP CK VL	EACH		4
203-248	2" PVC SUMP PUMP CK VALVE	EACH		4

## SEWAGE BASINS

1308/1621	18" X 30" SIDE VT CRKW/LID	EACH		1
C18SPSV	18" POLY CVR FOR 1308/16	EACH		1



## HYDRONIC HEATING ACCESSORIES



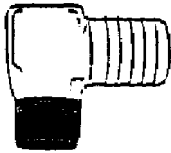
B22SPR



T532



Barb x FIP Adapter



Barb x MIP 90° Elbow



Barb x MIP Insert Adapter



Barb x Barb Insert Coupling



Pump Pressure Switch

NUMBER

DESCRIPTION

U/M

PRICE

PKG/  
CASE

### RADON BASINS

B22SPR	18" X 22" RADON APP W/LID	EACH	1
--------	---------------------------	------	---

### SAMPLING VALVES

T532-1/2	1/2" MIP X PL END VALVE	EACH	12
T532-3/4	3/4" MIP X PL END VALVE	EACH	12

### BRONZE INSERT ADAPTERS

WW312-004	3/4" BARB X 3/4" MIP BRONZE	EACH	10
WW312-005	1" BARB X 1" MIP BRONZE	EACH	10
WW312-006	1 1/4 BRB X 1 1/4 MIP BRONZE	EACH	10
WW312-007	1 1/2 BRB X 1 1/2 MIP BRONZE	EACH	5
WW312-014	1" BARB X 3/4" MIP BRONZE	EACH	10
WWIBFA100	1" BARB X 1" FIP BRONZE	EACH	10

### BRONZE INSERT COUPLINGS

312-164	3/4" BARB CPLG-BRONZE	EACH	10
312-165	1" BARB CPLG-BRONZE	EACH	10

### BRONZE INSERT HYDRANT 90° ELBOWS

312-054	3/4" BRB X 3/4" MIP 90 EL-HY	EACH	10
312-055	1" BARB X 1" MIP 90 EL BRZ	EACH	10
312-056	1 1/4" BARB X 1 1/4" MPT	EACH	

### GALVANIZED INSERT ADAPTERS

WW312-303	1/2" BARB X 1/2" MIP GAL ADP	EACH	24
WW312-304	3/4" BARB X 3/4" MIP GAL ADP	EACH	10
WW312-305	1" BARB X 1" MPT GALV ADPT	EACH	16
WW312-306	1 1/4" BARB X 1 1/4" MIP GALV	EACH	12
WW312-307	1 1/2" BARB X 1 1/2" MIP GALV	EACH	6
WW312-308	2" BARB X 2" MIP GALV ADPT	EACH	5

### GALVANIZED INSERT COUPLINGS

WW312-313	1/2" BARB X 1/2" BARB GAL CP	EACH	20
WW312-314	3/4" BARB X 3/4" BARB GAL CP	EACH	20
WW312-315	1" BARB X 1" BARB GAL CP	EACH	20
WW312-316	1 1/4" BRB X 1 1/4" BRB GAL CP	EACH	16
WW312-317	1 1/2" BRB X 1 1/2" BRB GAL CP	EACH	12

### PUMP PRESSURE SWITCHES

PS2040SD	20-40 LB 1/4-18NPSF P.S.	EACH	1
PS3050SD	30-50 LB 1/4-18NPSF P.S.	EACH	1
PS4060SD	40-60 LB 1/4-18NPSF P.S.	EACH	1



**Curtis**  
PIPE • VALVES • FITTINGS

**First Stage Plastic Tubing Size**  
 10 PSIG inlet with a 1 PSIG pressure drop.

Maximum capacity of pipe or tubing, in thousands of BTU/hr of LP-Gas.

Size of Plastic Tubing		Length of Tubing, Feet*																			
		10	20	30	40	50	60	70	80	90	100	125	160	176	200	225	250	276	300	350	400
NPS	SDR	1387	964	766	655	581	526	484	450	423	399	364	321	295	274	257	243	231	220	203	189
	1/2 T	3901	2881	2153	1843	1633	1480	1361	1267	1188	1122	995	901	829	772	724	684	649	620	570	530
	3/4	7811	5369	4311	3690	3270	2963	2726	2536	2379	2248	1992	1805	1660	1545	1449	1369	1300	1241	1141	1062
	1 T	9510	6536	5249	4492	3981	3607	3319	3088	2897	2736	2425	2197	2022	1881	1765	1667	1583	1510	1399	1293
	1 T	10002	6874	5520	4725	4187	3794	3490	3247	3046	2878	2551	2311	2126	1978	1856	1753	1665	1588	1461	1359
	1	14094	9687	7779	6658	5901	5346	4919	4578	4293	4055	3594	3257	2996	2787	2615	2470	2346	2238	2059	1916
	1 1/4	24416	16781	13476	11534	10222	9262	8521	7927	7438	7026	6226	5642	5190	4829	4531	4280	4064	3878	3567	3318
	2	66251	45534	36586	31295	27737	25131	23120	21509	20181	19063	16895	15308	14084	13102	12293	11612	11028	10521	9680	9005

\*Total length of piping from outlet of first stage regulator to inlet of second stage regulator (or to inlet of second stage regulator furthest away).  
 NOTE: Polyethylene shall be limited to: vapor service, not exceeding 30 PSIG, and must be installed outdoors and underground.

Data calculated per NFPA #54 & 58.

**Liquid Line Sizing / Gallons Per Hour**

Length of Line/Ft.	3/8" O.D. Copper	1/2" O.D. Copper	5/8" O.D. Copper	1/4" Pipe	3/8" Pipe	1/2" Pipe	3/4" Pipe	1" Pipe
10	328	1316	-	729	-	-	-	-
20	82	329	1410	182	825	-	-	-
40	20	82	354	46	205	745	-	-
60	9	36	157	20	92	331	-	-
80	-	20	88	11	51	187	735	-
100	-	13	56	7	33	119	470	-
200	-	-	14	-	-	30	118	399