

SS 45 M R290

230 V / 50 Hz

SELF-CONTAINED ICE CUBE MACHINE



FEATURES CARACTERÍSTICAS

- ▶ **PRODUCES SOLID GOURMET CRYSTAL CLEAR ICE CUBES**
PRODUCE CUBITOS GOURMET MACIZOS Y CRISTALINOS
- ELECTRONIC CONTROL THAT ENHANCES THE PERFORMANCE OF THE MACHINE AND ALLOWS IT TO ADAPT TO EXTREME CLIMATES**
- ▶ **CONTROL ELECTRÓNICO QUE MEJORA EL FUNCIONAMIENTO DE LA MÁQUINA Y LE PERMITE ADAPTARSE A CLIMAS EXTREMOS**
- ▶ **A3S: ANTI-SCALE SPRAY SYSTEM. THE ITV PATENTED SPRAY SYSTEM WITH FLEXIBLE NOZZLES AVOIDS LIMESCALE DEPOSITS WITH SMALL VIBRATIONS**
A3S: ANTI-SCALE SPRAY SYSTEM. EL SISTEMA DE SPRAY ELÁSTICO PATENTADO POR ITV EVITA LOS PEQUEÑOS DEPÓSITOS DE CAL MEDIANTE VIBRACIÓN
- ▶ **SMART FRONT VENTILATION SYSTEM (SFVS) ALLOWS BUILT-IN INSTALLATION OF THE UNIT**
EL SISTEMA INTELIGENTE DE VENTILACIÓN FRONTAL (SFVS) PERMITE LA INSTALACIÓN EMPOTRADA DE LA MÁQUINA
- ▶ **"NEVER STOP" MOTOR PUMP DEVELOPED BY ITV. ITS DESIGN WITHOUT SEALS PREVENTS FROM DETERIORATION IN HARD WATER**
BOMBA "NEVER STOP" DESARROLLADA POR ITV. SU DISEÑO SIN RETENES EVITA EL DETERIORO EN AGUAS DURAS
- ▶ **ON/OFF LIGHTED ROCKER SWITCH / NEW PCB MOUNTED AT THE BOTTOM.**
INTERRUPTOR LUMINOSO DE FUNCIONAMIENTO ON-OFF/ NUEVA PLACA ELECTRÓNICA MONTADA EN LA PARTE INFERIOR
- ▶ **AISI 304 STAINLESS STEEL BODY**
CARROCERÍA EN ACERO INOXIDABLE AISI 304
- ▶ **THE DISAPPEARING DOOR REDUCES THE FOOTPRINT OF THE MACHINE AND AVOIDS ACCIDENTS**
LA PUERTA DESLIZANTE HACIA EL INTERIOR REDUCE LA SUPERFICIE OCUPADA Y EVITA ACCIDENTES
- ▶ **TROPICALIZED MACHINES (T CLASS) / HEIGHT ADJUSTABLE LEGS FROM 105MM A 155MM**
MÁQUINAS TROPICALIZADAS (CLASE T) / PATAS DE ALTURA AJUSTABLE DE 105MM A 155MM
- ▶ **NATURAL GAS R290 WITH VERY LOW GLOBAL WARMING POTENTIAL WHICH ALSO REDUCES THE ENERGY CONSUMPTION**
GAS NATURAL R290 CON MUY BAJO ÍNDICE GWP EL CUAL TAMBIÉN REDUCE EL CONSUMO ENERGÉTICO
- ▶ **AN ANTI-LIMESCALE FILTER IS ADVISED IN HARD WATER AREAS (WATER HARDNESS OVER 30 °fH)**
SE RECOMIENDA USAR UN FILTRO ANTICAL EN CASO DE AGUAS DURAS (AGUA CON DUREZA SUPERIOR A 30°fH)



	24 H	10°C (Kg)	10°C (Kg)	21°C (Kg)	15°C (Kg)	(Kg)	(mm)	(mm)
SS 45 M A		45	43	15	15	15	Width 435	Width 500
SS 45 M W		47	45				Depth 605	Depth 650
							Height 701*	Height 830



SS M 22 Gr

35 (Ø) x 35 mm (H)

Average dimensions Dimensiones promedio

* WITH LEGS 806/856 CON PATAS 806/856

ACCESSORIES ACCESORIOS

INCLUDED



WATER INLET HOSE
MANGUERA DE ENTRADA DE AGUA



WATER OUTLET HOSE
MANGUERA DE DESAGÜE



WATER INLET FILTER GASKET
JUNTA DE FILTRO DE ENTRADA DE AGUA



SMALL SCOOP
PALA PEQUEÑA

NOT INCLUDED (OPTIONAL)



ANTI-LIMESCALE FILTER
FILTRO ANTICAL



C4 WATER SOFTENER
DESCALCIFICADOR C4



ANTI-LIMESCALE + ANTI-CHLORINE FILTER CS101
FILTRO ANTICAL + ANTICLORO CS101



CALKLIN 50 CLEANER
PRODUCTO ANTICAL



PARTICLE FILTER
FILTRO ANTIPARTÍCULAS




ANTI-CHLORINE FILTER
FILTRO ANTICLORO

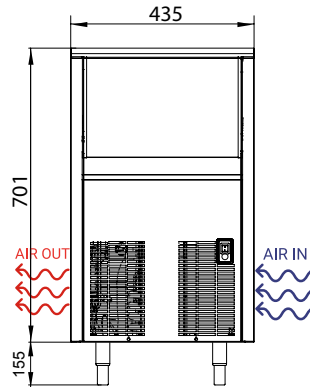


SS 45 M

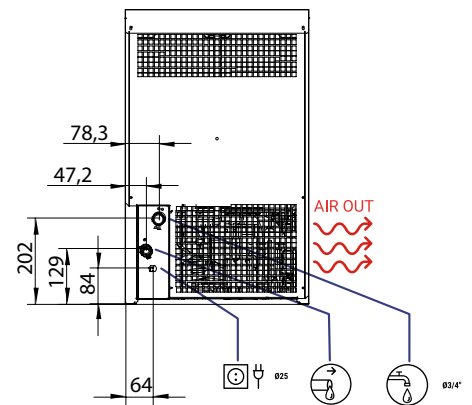
RIGHT SIDE VIEW
VISTA LATERAL DERECHA



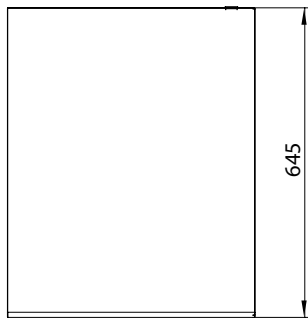
FRONTAL VIEW
VISTA FRONTAL



REAR VIEW
VISTA TRASERA



TOP VIEW
VISTA SUPERIOR



* All measurements in mm.
* Todas las cotas en mm.

OPERATING CONDITIONS CONDICIONES DE TRABAJO

PRODUCTION 50Hz PRODUCCIÓN 50 Hz

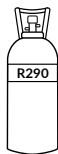
±10% V

5°C/43°C

5°C/35°C

1 bar/6 bar

24 Ice cubes/cycle



V	Hz	ph
230	50	1N

SS 45 M AIR COOLED

°C °F	10° 50°	15° 60°	21° 70°	30° 86°
	10°	45	43	42
21° 68°	44	43	41	36
32° 90°	41	40	37	32
43° 109°	33	30	27	23

SS 45 M WATER COOLED

°C °F	10° 50°	15° 60°	21° 70°	30° 86°
	10°	47	44	43
21° 68°	46	45	42	39
32° 90°	44	43	41	37
43° 109°	40	38	37	35

MODELS
MODELOS

SS 45 M A

SS 45 M W

	ASHRAE CONDITIONS CONDICIONES ASHRAE	(W)	(BTu/h)	(W) 43°C	(n.)	(mm ²)	FUSE	(Kwh)	(l/h)	HEAT REJECTED (W)	(BTu/h)	(Kg)	(Kg)	(m ³)
SS 45 M A		1.266	4.322	424	3	1,5	10	17,7	6	953	3.253	44	46	0,28
SS 45 M W		1.266	4.322	374	3	1,5	10	15,6	26,2	953	3.253	44	46	0,28



EUROICE
P.I. La Reva, Av. Gremis, 1
46190 Ribarroja - Valencia - España
Phone: +34 96 166 76 36 | Fax: +34 961 668 944
www.euroice.it/ | info@euroice.it



SERVICE
SERVICIO ASISTENCIA TÉCNICA
service@euroice.it
+34 961 667 639
8:00AM | 7:00PM



Subject to certain limitations
and exclusions. Only spare parts.
Sujeto a limitaciones y exclusiones.
Solo piezas de repuesto



9001
14001

