



Click or Close? Cybersecurity Games for Grades K-3

Ads are all around us. You may even have clicked on an ad to find this freebie! Many ads are meant to sell genuine products and services, or share public service announcements and other helpful information. However, not everyone online has the best of intentions. It's important for kids of all ages to learn how to identify ads and avoid dangerous content online.

PCS

HANDS-ON STEM EDUCATION

For over 30 years, PCS Edventures has inspired students to develop a passion for Science, Technology, Engineering and Mathematics (STEM), focusing our efforts on making learning and discovery a fun and interactive process for grades K-12.

- Classroom
- After-School
- Home School

Educator Prep

Materials:

- Activities on pages 3-7 printed (1 per learner or group)
- Colored pencils, crayons or markers

Prep:

- Look through the activities and decide whether you'd like to have learners work independently or in small groups. For younger learners, you may choose to read the story sections out loud before each puzzle.
- Print out pages 3-7 for each learner or group. Provide miscellaneous coloring supplies.
- If desired, print out the answer sheet for yourself.

Objective:

Distinguish between malicious ads and legitimate ads.

STEAM Connections:

- Technology: Technology Literacy / Digital Citizenship
- English Language Arts

Key Terms:


- **Product:** An item you can buy. Products can be real items, like toys. Products can also be online items, like apps.
- **Business:** A group that sells products, like Google and Wal-Mart.
- **Advertisement (Ad):** A message that is shared to get your attention. Most ads sell a product. Sometimes, ads hide dangerous files. Dangerous files can harm your device.

Background Information:

Ads are all around us. Every day, we see billboards on the drive to school, hear ads on the radio, see pop-ups on our devices, watch influencers promote their sponsors and interact with AR filters to try on accessories or preview appliances in our homes. You may even have clicked on an ad to find this freebie!

All that noise can make it difficult, especially for young learners, to recognize ads and their effect on our lives. Whether it's marketing by genuine businesses or bad actors phishing for information, teaching kids how to identify ads helps to prepare them for the myriad of messages the future has in store.

Story



One afternoon, Niko asked Ada for help.

"Ada," Niko said. "Patti is missing!"

"Where did she go?" Ada asked.



Niko

Ada

"She was playing a game on her mom's tablet," Niko said. "I think she got lost inside!"

"Don't worry, Niko," Ada said. "I'll find her!"

Ada jumped into the digital world to look for her lost friend. There, she found a friendly bot.


"Hello Mr. Bot," Ada said. "Have you seen my friend, Patti? She was playing a game here. I think she got lost."

"I saw a girl go into that app," Mr. Bot said. He pointed to a game called Pets. "Be careful. The app is free, but there are ads blocking the way!"

"What is an ad?" Ada asked.

"An ad is a message that tries to sell products," Mr. Bot said. "Businesses pay the app to show you ads that make you want to buy their products."

"But be careful! Sometimes bad guys buy ads, too. Their fake ads might download dangerous files onto your device."



Mr. Bot

"I don't have any money," Ada said. "And I don't want to download any dangerous files. How can I get past the ads?"


"I'll teach you!" Mr. Bot said.

Parts of an Ad

Product: The item that the ad wants you to buy.

Close: Online ads have a close button. Some ads have an "X" in the corner. Others have a button that says "Skip" or "No Thanks."

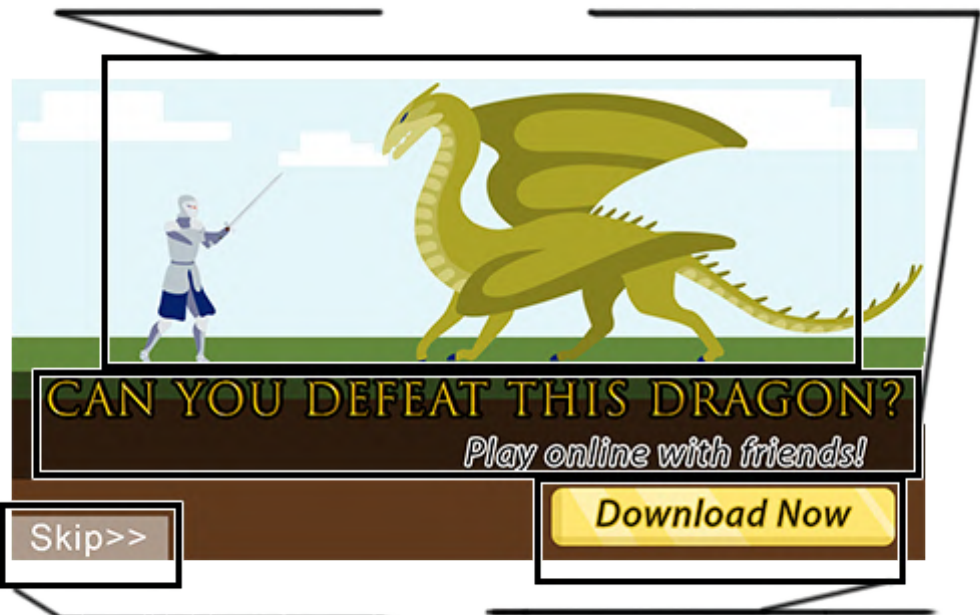

Mr. Bot: Always ask a grown-up before clicking on an ad!



Feeling: Ads use words and pictures to make you feel happy, excited, sad, scared, or mad.


Action: What does the ad want you to do? Most ads ask you to "Buy Now" or "Learn More."

Mr. Bot: Your turn! Can you match all of the parts of an ad?




Ad Maze

Ada: Let's find Patti! **Avoid** the ads to help me get through the maze.



Story



Patti

Ada made it to the end of the maze.
She found Patti lost with many different ads.

"Ada!" Patti said. "I tried to go back to my game, but it keeps taking me to different sites. What should I do?"

"We have to close all of the ads," Ada said. "I'll help you."

Close the Ads

Patti: Help us close all of the ads! Circle the close button on each ad.

Ada: Remember: Some ads have an X. Others have a button.

Story

Ada and Patti closed the ads and got back home!

"Thank you, Ada!" Patti said. "Let's tell my mom what happened."

Ada and Patti took the tablet to Patti's mom.

"Hi girls," Patti's mom said. "What did you do today?"

"I was playing a game," Patti said. "I got lost in a lot of ads!"

"Oh no!" Patti's mom said. "Did you click on an ad?"

"I did. It took me to another site. Then Ada came and helped me!"

"Thank you, Ada," Patti's mom said. "Patti, thank you for telling me. I'll get rid of any dangerous files that were in the ads. What did you learn today?"


"I learned that most ads sell products," Ada said. "But bad guys use ads to share dangerous files, too."

"I learned how to spot ads and close them," Patti said. "Next time, I'll play a different game with no ads."

"Good job," Patti's mom said. "If anything online makes you confused or upset, tell me so I can help."

"Thanks, Mom!" Patti said.

Ada and Patti went outside to play while Patti's mom fixed the tablet.



Answer Keys:



Product **Feeling**



CAN YOU DEFEAT THIS DRAGON?
Play online with friends!

Skip>> **Download Now**

Close **Action**



Wallet: 3,000 V-Bucks


FREE V-BUCKS GLITCH

6,200 12,600

CLICK HERE to find out more!

Skip>>

Download in the App Store



Having trouble in Pets?

Buy More Coins!

Pet Adoption Event
this Saturday at the humane society

Learn More

No Thanks

A Year of STE(A)M Enrichment

Tasked with planning a full year of STEM or STEAM instruction but not sure where to start? **PCS Edventures' Enrichment Program Bundles** take the mystery out of **organizing relevant, year-long instruction.**

Complete with professional development for educators and out-of-school time coordinators, our *All-Inclusive STEAM Enrichment Bundles* strategically link our most popular programs. From classic favorites to brand-new experiences, this list makes implementing hands-on learning simple in any environment.

Year of STEAM

All-Inclusive STEAM Enrichment K-8 Solutions

- ★ Expanded Learning Programs
- ★ Summer Programs
- ★ Out-of-School Programs

An example of a year of programming...

Looking for a customized solution based on your program needs?

Contact a STEMBassador

edventures.com/consult

	K	1st	2nd	3rd	4th	5th	6th	7th	8th
Q1									
Q2									
Q3									
Q4									
Tech Requirements			6 devices for Rockin Robots (tablet, Chromebook)		5 devices for Claymation (laptop, desktop)	6 devices for Ready, Set, Drone! (smartphone, tablet)	5 devices for Podcasting (laptop, desktop, Chromebook)	6 devices for Video Production (tablet)	1 device per student for Blocksmith (laptop, desktop, Chromebook)

CALL: (800) 429-3110 EDVENTURES.COM SALES@EDVENTURES.COM

Visit to learn more:

<https://edventures.com/blogs/stempower/a-year-of-steam-enrichment>



For more information, visit: <https://edventures.com/collections>
 or contact a STEM Program Specialist at (800) 429-3110

PCS edventures!TM
 Experts in Hands-On **STEM** Education

