



Warranty, installation and maintenance



Limited warranty and disclaimer

OCHAIN active spider is a patented component by Ochain srl.

Ochain srl guarantees its products against materials or manufacturing defects for a period of 2 years starting from the date of purchase by the first buyer, proven by the receipt or by the invoice in case of a direct purchase.

The defect has to be communicated by the first owner to the dealer in case of non-direct purchase or by e-mail to support@ochain.bike in case of direct purchase.

Purchase from Dealer: Notifies the Dealer and follow their instructions.

Direct purchase: In case of return, just after Ochain authorization, the product must be shipped to the submitted address; transport charges and risks are at customer cost.

Based on the product condition, Ochain will choose the best solution in between replacing the full product, a part of the same or just repair it. An additional warranty period of 6 months is granted on the parts replaced by Ochain during an official service operation, does not matter if under warranty, partial warranty or at customer charge.

Ochain srl strictly recommends to follow the provided instructions for the correct usage and installation. In case instructions are not followed, warranty expires.

OCHAIN manuals can be found and downloaded online on website www.ochain.bike

Warranty does not cover missed, wrong or bad ordinary or extraordinary maintenance, damages caused by wrong assembly or with non-compatible components assembly, impacts, falls or accidents, normal consumption, alteration or modification of the original product and damages caused by transport. Warranty not cover wear and tear on consumables, available as regular spare parts.

If Ochain srl, after checking the product, finds that the damage is due to one of the reasons mentioned above, the warranty request will not be accepted and the defective item is sent back to the plaintiff who supports the shipping fees.

Ochain srl is not responsible for damages or injuries caused by improper installation or wrong usage of the product

To the extent allowed by local law, except for the obligations specifically set forth in this warranty statement, in no event shall Ochain srl or its third party suppliers be liable for direct, indirect, special, incidental or consequential damages.



THIS USER MANUAL CONTAINS IMPORTANT AND USEFUL INFORMATION REGARDING THE PROPER INSTALLATION, OPERATION, CARE AND MAINTENANCE OF YOUR OCHAIN PRODUCT. CAREFULLY READ, FOLLOW AND UNDERSTAND THE INSTRUCTIONS AS DETAILED IN THIS USER'S MANUAL.

If you have any doubt whatsoever regarding your ability to install or service this product, please consult OCHAIN user manuals, OCHAIN website and seek the assistance of a professional bicycle mechanic. Do not perform any modifications or adjustments that are not outlined in this manual.

Incorrect installation or servicing may impair performance, and could result in a dangerous situation leading to serious injury or death.

Components that have experienced excessive wear, deformations, impacts or other damage need immediate professional inspection or replacement. Please have this product regularly inspected by a qualified mechanic for any signs of wear or damage.

Failure to perform necessary and essential maintenance could drastically reduce the service life of your OCHAIN product and reduce its performance.

Maximum total of rider and gear weight is 120kg.

Please, be aware that MTB riding, like many other outdoor activities, is a DANGEROUS SPORT, that may cause injuries to the riders themselves and/or third parties. In the practice of MTB riding, never overestimate your skills, never ride if sick or wounded or under the effect of alcohol, medicines, or drugs.

If you have any questions, please contact a professional bike mechanic or ask Ochain for support at support@ochain.bike

Ochain srl company information

Ochain srl · Via Romagnosi 12 · 21100 Varese (VA) · ITALY

Please note all instructions are subject to change for improvement without notice.

Please visit www.ochain.bike for periodic tech updates.

For feedback and support send an email to support@ochain.bike



Inspect your OCHAIN product for wear, looseness or damage including cracks, dents and serious scratches before each ride and after every fall or crash.

Do not use your OCHAIN product until it has been thoroughly inspected, repaired or replaced.

PERIODICALLY CHECK THE N°4 T20 SCREWS TIGHTENING. INCORRECT TIGHTENING MAY CAUSE MALFUNCTIONING OR BREAKAGE. THE CORRECT TIGHTENING TORQUE IS IMPRESSED ON THE OCHAIN.

Elastomers play an important role in OCHAIN and they need to be replaced every 75 hours of use on your MTB, in order to preserve the product and to keep the higher standards of performance.

Full service is mandatory after 150 hours of use, or yearly, or whichever comes first. In case of negligence, the warranty will expire.

You will find our Elastomers kit and Kit service on our online store or at the local bike shop where you bought the Ochain.

For OCHAIN care and maintenance guidelines please visit our service page at www.ochain.bike/service or follow our Ochain Youtube channel.

NOTE: Warranty is guaranteed only if the services are provided in the right timing

**Main material:**

Al Alloy 7075 T6

Surface treatments:

Black hard anodizing (NERO version)

Custom precious hard coating (PREGIO version)

Dimensions:

91 mm x 91 mm x 25mm average, depending on the version

Weight:

160 g average, depending on the version

Chainring offset:

+3mm chainring offset. Available kit on our website or to local shop to change the offset to 6 or 7.5mm

Compatibility:

OCHAIN·R is a single speed 104 BCD** 3mm offset active spider.

OCHAIN·R is compatible with chainring from 32T.

It replaces the stock chainring spider or direct mount chainring in order to match it with most popular cranks' brand direct mount standards. Updated model list on our website for directing the correct purchase.

Nethertheless, Ochain srl cannot guarantee compatibility with every frame and/or with every single crankset on the market.

Ochain cannot also guarantee the compatibility with every chainguide on the market.

**Bolt Circle Diameter or BCD is the diameter of the circle that goes through the center of the bolts on the chainring.



OCHAIN | R active spider installation

Disassemble your crankset from the frame, referring to the manufacturer's manual or to a professional bicycle mechanic.

Remove currently installed chainring configuration from the crank arm.

Install your OCHAIN chainring on OCHAIN-R using the 4 chainring nuts included in the chainring packaging.

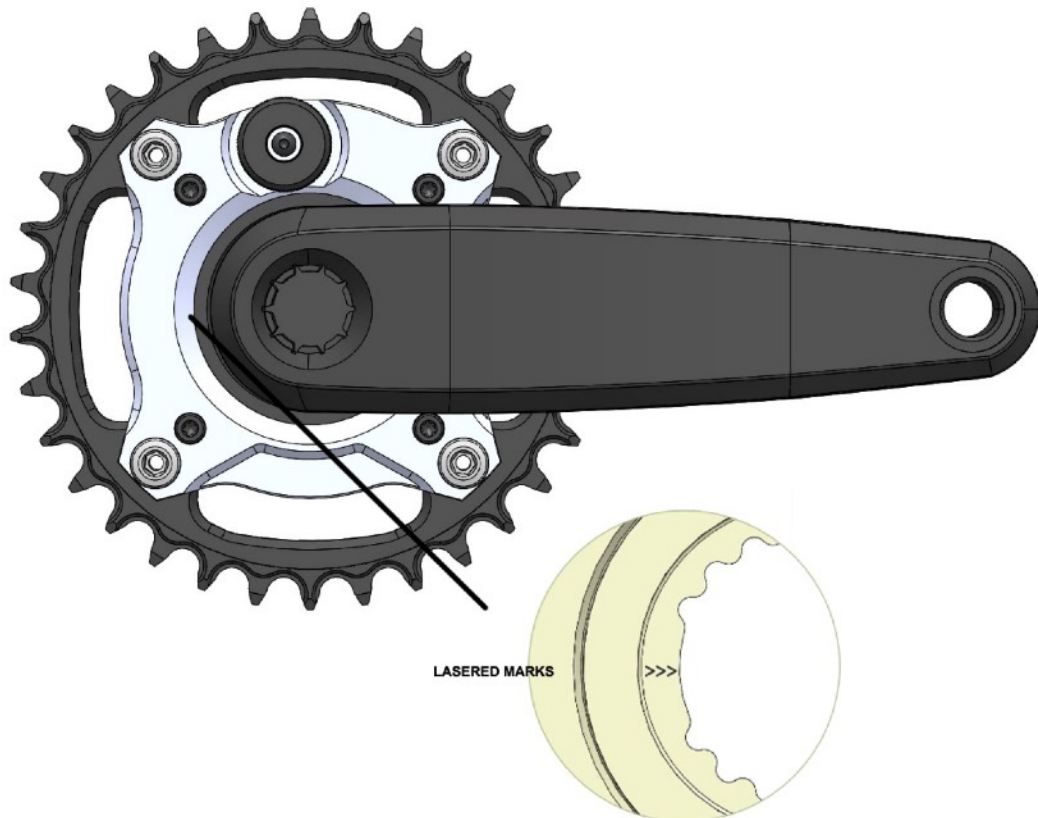
Tighten with a wrench FULLY ENGAGED in the bolt, use Loctite medium on bolts thread to prevent loosening. Tighten all four chainring bolts to chainring nuts with 8Nm torque.

NOTE: If you don't want to use the Ochain chainring, you have to find the correct nut's length that fits correctly your chainring.

For safety and performance reasons, make sure to check good conditions of your chainring with the help of a professional bicycle mechanic.

Align OCHAIN-R with your crank arm as shown in the picture.

Lasered mark signs ">>>" on OCHAIN surface shows the correct crank arm position.



Fix the Ochain to the crank, with the lockring or the screws, referring to the manufacturer's manual for the procedure and the correct tightening torque.

Finally, re-assemble your crankset referring to the frame, referring the manufacturer's manual or to a professional bicycle mechanic.

NOTE FOR E13 VERSION:

The washer inside the box must be used to find the best results in terms of offset: between Ochain and lockring or between Ochain and crank. The washer must be installed in one of the two configurations. Refer to a professional bicycle mechanic for further information.



Pedal kickback is measured in degrees to indicate how much the pedals rotate backwards at a given point in the suspension travel. OCHAIN·R allows the chainring to rotate backwards in order to disengage the transmission from the suspension, improving the whole riding experience and the bike's performances.

Our engineers defined four setup possibilities, resulting in different degrees of proportional rotation. The defined options are: 12°/9°/6°/4° and Locked position.

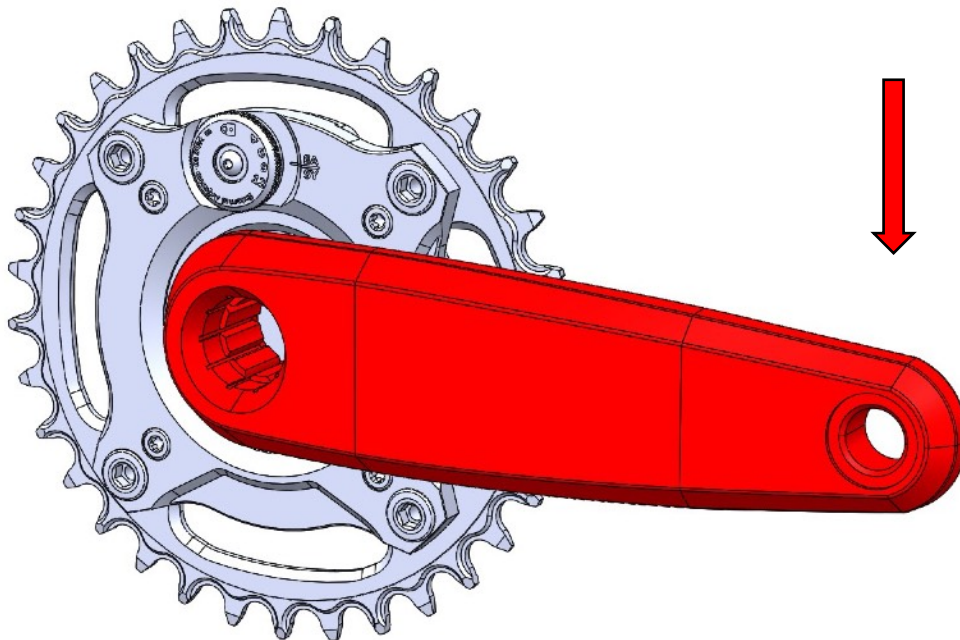
EASY system (External Adjustable SYstem) makes it easy to switch from one setup to another in seconds, tool-free.

OCHAIN·R is facing you, mounted on your bike.

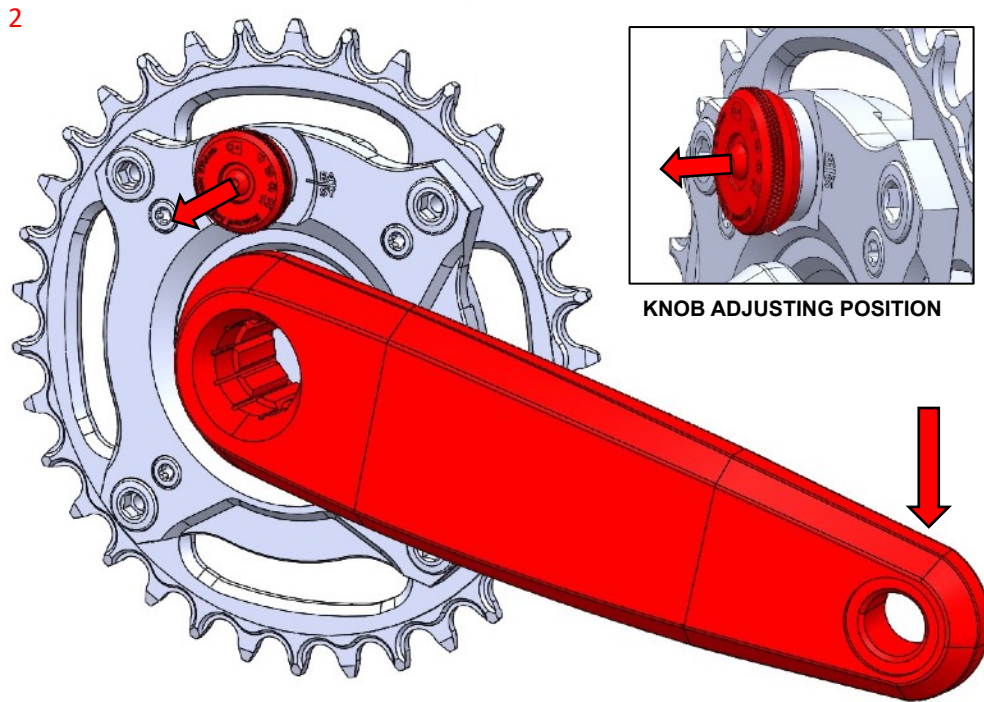
Gently clean it from dust and mud with a cloth.

NOTE: Please do not use any chemical products to preserve our environment.

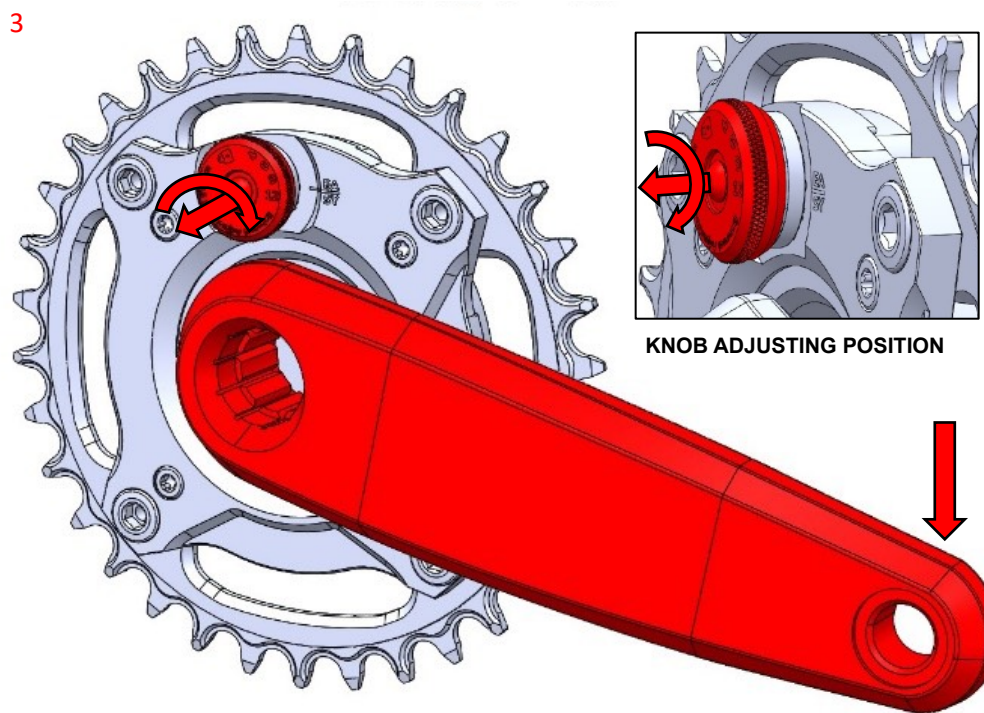
1



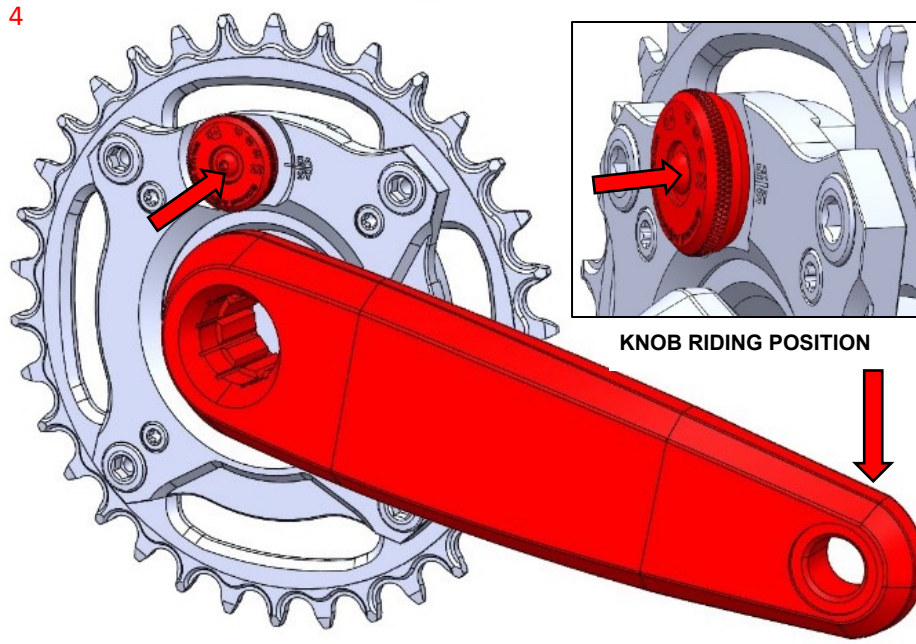
1. Push and hold the crank in pedaling direction in order to engage the ochain



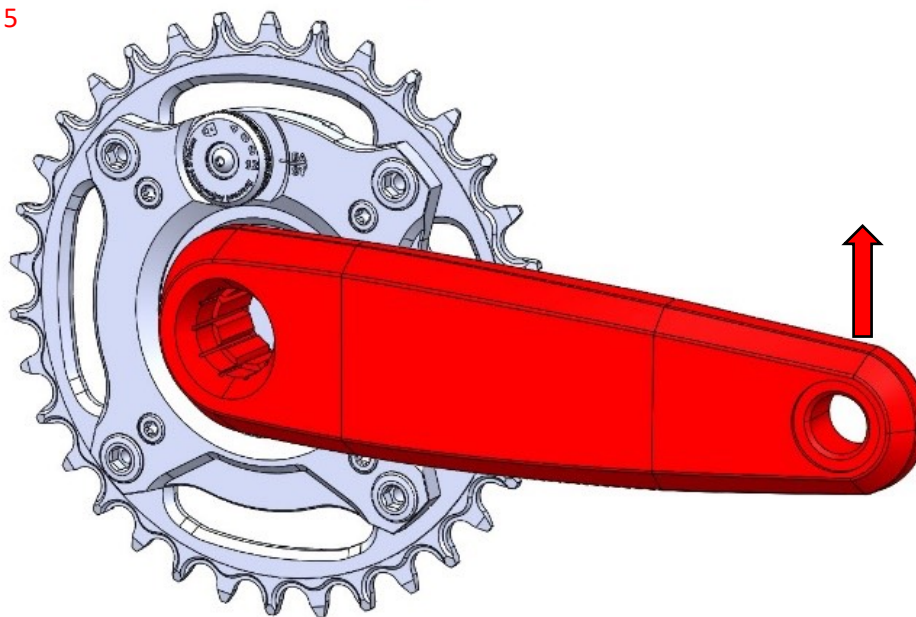
2. Pull and hold the knob, to reach the knob adjusting position



3. Rotate-it on the desired position



4. Release the knob, to reach the riding position



5. Release the crank. Ride it!

IMPORTANT:

Never operate on the adjusting system without pushing on the crank