

DARAY[®]
Medical

M
SERIES



Model: MAGW200
Ultraviolet Wood's Examination Light
Operating Manual

Table of Contents

1. Introduction	3
1.1 Supported Lights	3
2. Technical Specifications	4
2.1 Component packing list.....	4
2.2 Pre-Start Checks	4
3. Operation	5
3.1 Identification of Skin Conditions.....	5
4. Installation	6
4.1 Operation	6
4.2 Power Requirements	7
5. Maintenance	8
5.1 Maintenance Schedule.....	8
5.2 Safety Precautions	8
5.3 Bulb Replacement	9
5.5. Replacement Parts	11
5.6 Product cleaning & care guidelines.....	12
6. Troubleshooting Guide	13
7. Warranty Information.....	14
7.1 Returns Policy.....	14
7.2 Warranty Details	15

1. Introduction

The MAGW200 is specifically designed to meet the demanding needs of today's dermatologists and skin clinicians whilst providing the finest quality design with superior performance, reliability and value. The MAGW200 emits Ultraviolet light with the ability to note minor skin colour changes and variations in skin tone.

Under UV light different substances become luminous when exposed, making it a useful tool for forensic technicians, veterinary surgeons, dermatologists and many more.

This user & installation guide contains all the information you need for installation, operation and maintenance.

Restrictions and Liabilities

Information in this document is subject to change and does not represent a commitment by DARAY. Changes made to the information in this document will be incorporated in new editions of the publication. No responsibility is assumed by DARAY for the use or reliability of software or equipment that is not supplied by DARAY.

For further information on our product range and find out more about our Company please visit www.daray.co.uk or call **0333 321 0971**.

This product was designed & manufactured in Great Britain by:

**Daray Ltd.
Edison House, Robian Way
Swadlincote
Derbyshire
DE11 9DH**

1.1 Supported Lights

The Following Models are supported in this Manual	
MAGW200 Woods Light	Handheld only, 5-Dioptre

2. Technical Specifications

Bulb type	16W UV (4 x 4W lamps)
Power	220-240V AC 50-60Hz
Lens Size	110mm x 50mm
Lens Magnification	5 Dioptre (equivalent to 2.25x)

2.1 Component packing list

The components supplied by DARAY should be the following items in the specified quantities.

MAGW200 - 5-Dioptre	Qty.
Light head with handle, hardwired to a 1.5m lead with plug	1
User Manual	1
Microfibre cloth	1
Tote bag	1

2.2 Pre-Start Checks



Please check that the power cable is without visible damage, harsh folds, knots or cuts in the rubberised coating.



When applicable, please check that the cable is fully inserted into the power socket, before switching the power on.



Please check that all parts of the viewer are without visible damage.

3. Operation

3.1 Identification of Skin Conditions

The MAGW200 is an Ultraviolet light, which enables the user to analyse the surface and deeper layers of the skin in order to determine the proper treatment for various skin conditions.

The following is a table that describes how common dermatological skin conditions appear under the ultraviolet light.

Note: The light must be used in a totally dark room.

Dermatological Condition	Colour Output
<ul style="list-style-type: none"> • Hardened Skin and dead cells 	White Fluorescence
<ul style="list-style-type: none"> • Albinism • Depigmentation • Vitiligo 	White
<ul style="list-style-type: none"> • Acne Scarring 	Yellow (sometimes Pink)
<ul style="list-style-type: none"> • Oily Hydrated Skin • Thickened Blemished Skin • Congested Skin with open pores and blackheads 	Orange
<ul style="list-style-type: none"> • Thin Skin • Cutaneous Aging 	Pink
<ul style="list-style-type: none"> • Normal / Healthy Skin 	Blue-White
<ul style="list-style-type: none"> • Pigmentation Marks • Sun damaged and prematurely aging skin 	Brown
<ul style="list-style-type: none"> • Melasma (Chloasma) 	Purple-brown
<ul style="list-style-type: none"> • Dehydrated Skin 	Light Violet

4. Installation

4.1 Operation

To use the MAGW200 you will need to locate a power socket within range of your examination point, plug the light into your desired location then:

1. Reduce light in the room to a minimum
2. Turn the power switch ON
3. Allow around 60 seconds for the bulbs to warm up
4. When finished, turn off the power switch to preserve bulb life



4.2 Power Requirements

The power supply for the MAGW200 is a standard mains plug that leads into the light's body. These can be inserted into any standard UK wall socket and accepts 220-240V.

The light can now be tested by applying power and pressing the switch on the head.

To gain full support of our warranty please contact DARAY by phone or email.



Daray also provide service plans to help you maintain your light.

Contact Daray on **0800 878 9864** for more details.

For any issues requiring service work on the MAGW200 please contact DARAY, as unauthorised work will invalidate the warranty.

5. Maintenance

The proposed maintenance is only a suggestion. Depending on the use of the product and the operating environment, this may need to be revised more often.

DO NOT ATTEMPT ANY FIXES BEFORE CONSULTING DARAY.

If you cannot resolve a problem then please contact our helpline on **0800 878 9864** or email support@daray.co.uk

5.1 Maintenance Schedule

Weekly checks should include:-	No visible signs of excessive wear.
Monthly checks to include:-	Check all electrical connections are sound and that there is no visible cable wear.

5.2 Safety Precautions

- For all cleaning work, power off the equipment and where possible unplug the mains socket, only minimal cleaning fluids should be used.
- Please do not look directly into the light source when illuminated.



If there is damage to the power cable or if exposed wire is visible
DO NOT USE

5.3 Bulb Replacement

The MAGW200 may need to have its bulb replaced during the lifetime of the light. To remove the bulb please follow these instructions.




Do not use undue force when replacing lamps, as it may shatter causing injury.





Ensure the MAGW200 is disconnected from mains before replacing lamps.

- Slide the rear cover off, being careful not to bend it.
- Identify which of the 4 bulbs need replacing.
- Grasping the metal areas on the left and right of the bulb, turn the bulb 90 degrees towards you. Notice the green bulb holder on either side of the bulb turn to the open position, exposing the bulb prongs. *See images overleaf.*
- Slide the bulb out carefully, and replace with an identical 4W bulb type (DARAY order code: DRK4213)
- Rotate the bulb 90 degrees to the locked position.
- Slide the rear cover on.



Rotate 90 degrees



Slide bulb upwards and out

5.5. Replacement Parts

Description	Order Code
Replacement UV Bulb 4W (pack of 4)	DRK4213

5.6 Product cleaning & care guidelines

The MAGW200 has an Ingress Protection (IP) rating of 54.

These guidelines are provided to help you maintain your equipment properly and prevent any damage. Use of incompatible cleaning chemicals can adversely affect the finish and physically damage the metal and plastic parts of the DARAY product, invalidating its warranty.

Please ensure these instructions are passed to the persons responsible for cleaning and they are followed before each use.

Manufacturers recommended cleaning method:


1. Turn off the power to the light, and where possible, unplug the mains socket.
2. Remove noticeable contamination. Pay special attention to the light head and handle.
3. Ensure the equipment is surface-cleaned and disinfected using an appropriate, non-abrasive cleaning agent (see recommended list below).
4. Dry all surfaces thoroughly with a clean cloth and check for damaged surfaces, discolouration and/or contamination.

NOTE: Some DARAY products feature our BioProtect® antimicrobial coating on painted finishes. This is designed to assist with infection control and is not a replacement for cleaning.


CAUTION: Our products are NOT waterproof. The equipment and accessories (included chargers and battery packs) MUST NOT at any point be saturated, to prevent water ingress. Use a damp cloth or saturated wipe if necessary. All electrical safety guidelines should be followed.

Any damage caused as a result of not following these guidelines will void any product warranty.

Below is a partial list of recommended surface agents:

- 
- Cavicide™ products
 - Isopropyl alcohol-based cleaners (<40% alcohol)
 - Ethyl alcohol-based cleaners (<40% alcohol)
 - Lysol® disinfectant
 - Other non-bleach and non-abrasive disinfectants or cleaners

DO NOT USE agents containing the following:

- 
- Organic, mineral and oxidizing acids (min. pH value 8.5)
 - Bases (max. acceptable pH value 8.5)
 - Oxidation agents (e.g. Hydrogen Peroxide)
 - Halogens (chlorine, iodine, bromide)
 - Aromatic/halogenized hydrocarbons
 - Bleach-based cleaners (e.g. Clorox™, Sterilox™)
 - Abrasive cleaners (e.g. Comet Cleaner™)
 - Acetone-based cleaners (e.g. nail polish remover, Goo-off™)
 - MEK (Methyl Ethyl Ketone)

If you are unsure whether you are using the correct cleaning fluids on your DARAY equipment, please feel free to get in touch with us for advice.

6. Troubleshooting Guide

Problem	Possible Cause	Corrective Actions
No light output	Power Supply	Check that the selected socket is under power and the power is switched on at all relevant points
	On/Off Button	Press the button on the back of the light to check if the light will power on (if dimmed refer to poor light output actions)
	Fuse	Fuse in plug, check continuity with meter
	Cable	Please disconnect the device from the mains before checking the visible wiring for any damage, if any damage is present DO NOT USE
Poor Light output	Voltage out	Verify correct secondary voltage (please contact Daray for nominal voltage under load)
	Voltage in	Verify that the correct mains voltage is being used

For any SPARE PARTS or TECHNICAL ISSUES phone DARAY'S Service Delivery Team on:
+44 (0) 800 878 9864

Opening times 9am-5pm Monday to Thursday (excluding bank holidays)
9am-2:30pm on Friday

Or email:

support@daray.co.uk

IF THE LIGHT WAS ORIGINALLY PURCHASED THROUGH A DISTRIBUTOR CONTACT THEM IN THE FIRST INSTANCE FOR A RESOLUTION

Please contact DARAY for help with any problems that the distributor cannot solve.



7. Warranty Information

7.1 Returns Policy

IMPORTANT!
 Please fill out your warranty registration online at
www.daray.co.uk/warranty or contact Daray by phone (0800 878 9864)
 or email support@daray.co.uk

DARAY's standard warranty is 12 months. However, this period may be extended to 5 years* free of charge by completing and submitting the warranty registration. For the specific warranty period for this product, please refer to the warranty symbol in the upper right of this page.

Year 1:	Warranty includes parts and labour (Return to Base)	*UK only
Year 2-3:	Parts only	

We want you to be completely satisfied with your purchase. If you need to return goods purchased from DARAY Ltd, please read the following information carefully. The DARAY Ltd returns policy provides guidance on when you can return goods we have supplied, and what you can expect from us once you do. To see our detailed returns policy and procedure visit www.daray.co.uk/returns

TYPE OF RETURN	REMEDY
DAMAGED GOODS Goods which are physically damaged on delivery	We must be notified within 24 hours of receipt.
Dead On Arrival (DOA) Goods which do not work	Goods which do not work on arrival or develop a fault within 28 days, we will advance replace the item.
GOODS DEVELOPING A FAULT Goods which have developed a fault within the warranty period.	If the fault develops after 28 days, but within the warranty period, we will initiate the returns procedure.
NON WARRANTY Goods which have developed a fault outside the warranty period.	If a fault develops outside the warranty period, we will initiate the returns procedure charges may be applicable.
OTHER Any situation which is not covered by any of the above.	We will always try to help, but we cannot normally offer a refund.

For additional clarification, please refer to our terms and conditions at www.daray.co.uk/terms. In a small number of cases, we may determine that a replacement would not work any better than the original product we supplied. In such cases we will only offer a refund rather than a replacement for qualifying returns. Replacement bulbs and spare parts ordered on our website or from supplied part codes are not eligible for credit. We will accept returns and exchange for the correct item. If your purchase an item incorrectly you can return it within 14 days and it can be exchanged for another product of equal or higher value, excluding transportation charges incurred. Goods and packaging must be returned in their original condition. Under no circumstances will goods be accepted for return if they are damaged, have been subjected to improper handling or abuse or have been used. If you send us goods that do not qualify for return, you will invalidate your claim to any refund, and you will be obliged to compensate DARAY Ltd for the cost of return postage and any other reasonable costs incurred processing the goods. Your statutory rights are not affected.

7.2 Warranty Details

TERMS AND CONDITIONS OF WARRANTY

1. To qualify for this warranty you must register on www.daray.co.uk or return to Daray Ltd (Daray) the duly completed warranty-registration form accompanying the product.
2. Daray warrants this product (excluding lamp) against faulty material and workmanship during the period of the warranty. The period of warranty is the period stated on your warranty card and commences on the date of purchase of the product. In the event that the product is not in good working order Daray will provide, during the warranty period, a free repair service within the United Kingdom. The warranty is subject to proof of purchase being provided; therefore, you should retain your original receipt.
 - 2.1 The repair service consists of the provision of spare parts and/or replacement products (at Daray's discretion) which will be provided on an exchange basis and will either be new, equivalent to new or reconditioned. All replaced spare parts and products shall become the property of Daray.
 - 2.2 Daray's only obligation under this warranty is the provision of the service as set out above.
 - 2.3 All products are returned to Daray at the customer's cost and risk. Products to be returned should be adequately packed. For the address to send returns to please visit www.daray.co.uk
3. Daray's arrangements for providing service provided under this warranty may include the use of sub-contractors.
4. This warranty does not cover damage or defects in the Product caused by or resulting from:
 - Wilful neglect or negligence by anyone other than Daray;
 - Improper use, storage or handling of the product;
 - Use of non-Daray approved parts (such as replacement lamps) not compatible with the Product;
 - Fire, accident or disaster;
 - Use of non-Daray modifications other than in accordance with Daray's instructions;Attachment of fittings and accessories not approved by Daray;
Repairs, modifications carried out by service personnel not approved by Daray;
 - Damage caused by chemical corrosion from cleaning agents not approved by Daray.
 - Failure to use or install the product in accordance with the manufacturer's instructions.
5. Nothing in this warranty shall have the effect of restricting or excluding the liability of Daray in respect of:
 - a) Death and personal injury caused by the negligence of Daray, or for fraud;
 - b) Under the *Consumer Protection Act 1987* to a person who has suffered damage caused by a defective product or to a dependant or relative of such a person;
 - c) Direct damage to your property caused by the proven negligence of Daray.
6. This agreement does not give any rights other than those expressly set out above and in particular, Daray will not be responsible for any loss of income, profits or contracts or any direct or indirect consequential loss, damage caused to or suffered by the purchaser as a direct result of this agreement.
7. This warranty is offered (subject to these terms and conditions) in addition to, and does not affect your statutory rights.
8. Daray may disclose your details and other personal information to companies within the Daray group including any subsidiary company or sub-contractor of Daray for the purposes of performing our obligations hereunder.
9. You must not resell outside the UK any products supplied by Daray and covered by the *Export of Goods (Control) Order 1992* (or any law that replaces it) without obtaining all necessary licences. You also agree not to sell the product in the UK if you know or think that the person buying the product intends to export it without getting the necessary licences. You agree to impose similar conditions to these on anyone you sell the product to.
10. These conditions shall in all respect be governed and construed in accordance with English law and the exclusive jurisdiction of the English courts.

Product:

Serial No:

DARAY[®]
Medical

DARAY Ltd.
Edison House
Robian Way
Swadlincote
Derbyshire
United Kingdom
DE11 9DH



+44 (0)800 878 9864



+44 (0)333 321 0973

sales@daray.co.uk • www.daray.co.uk
