



Hello, Teachers!

We're happy you joined us here in the English Playground! We have some cool flashcards with words, pictures, and numbers for your classes. Check them out! We're sure you'll have some great ideas on how to use them. Have fun with your young learners!

Our suggestions on how to use the flashcards:

Playing the game "Simon Says".

If you want to reinforce reading, use the words on the cards. If you want the kids to match words and shapes, use the cards with images. But if you want physical responses from them, use cards with action verbs (e.g., hop, jump, spin around, run, etc.). These activities can be used to review vocabulary previously learned and encourage spontaneous speaking among your young students.

Flashcards and different types of group arrangements.

The whole group of students: You "flash" the cards and the whole class gives you an answer. For example, you show the image of a triangle and they call out the shape's name. Show the answer if they get it correctly. If not, include it again in the next round.

Small groups or pairs of students: a kid holds her/his own flashcard and waits for a classmate's answer. They take turns. You go around and give the necessary support.

Be creative! Images attract kids so much that they'll love to use them in many different games. For instance, they can play "act out the expression" when you show the feeling cards (sad, angry, happy, etc.). Let them have fun and enjoy the game. You can also have a whole scene acted out by two or three students for the rest of the class to represent "summer", for example. They take turns.

You can even mix up categories. For instance, show the "banana, dollhouse, and notebook" cards and tell them to create and act out a story together. In pairs, let them do the same with their random set of three words. They take turns. You go around and give the necessary support.

If you make up something cool with these cards, we'd love to hear from you. Send us your comments to our e-mail: englishplayground@gmail.com. Please let us know anything we can do to improve this set of flashcards. Your suggestions will be greatly appreciated. Feel free to get in touch with us. THANK YOU!





Olá, Professores!

Estamos muito felizes por saber que vocês estão conosco aqui no *English Playground*. Sejam muito bem-vindos!

Colocamos à disposição de vocês alguns “flashcards” legais que contêm combinações de palavras e respectivas imagens, cores e suas identificações, e números e objetos correspondentes a eles. Tudo isso para vocês enriquecerem suas aulas de inglês. Analisem cada cartão com cuidado! Estamos certas de que vocês vão fazer uso de sua criatividade e experiência para usá-los no âmbito da sala de aula. Divirtam-se com seus aprendizes, crianças de 6 a 10 anos!

Nossas sugestões sobre como usar os “flashcards” são estas:

No jogo “Simon Says”

Se vocês quiserem reforçar o vocabulário, usem as palavras dos cartões. Se quiserem que as crianças combinem as formas de objetos com as palavras correspondentes (triângulos, quadrados, etc.), usem os cartões com as imagens das formas. Agora, se vocês quiserem que seus alunos deem respostas físicas aos seus comandos, usem os verbos de ação (por exemplo, pular com um pé só, dar um pulo, dar uma volta, correr, etc.). Estas atividades podem ser utilizadas para rever o vocabulário que foi aprendido antes e incentivar conversas espontâneas entre seus alunos.

“Flashcards” e diferentes arranjos em grupos

Com todos os alunos da sala: apresentem os cartões rapidamente, e as crianças respondem. Por exemplo: mostrem a imagem de um triângulo para elas falarem juntas, em voz alta, o nome da forma geométrica. Mostrem a resposta se as crianças acertarem. Se não, incluam o cartão de uma próxima vez.

Com grupos pequenos ou pares de alunos: uma das crianças segura e mostra seu próprio “flashcard” e espera pela resposta correta de um dos colegas. Eles se alternam. Caminhem entre os alunos e forneçam o suporte necessário.

Sejam criativos! Imagens e ilustrações atraem tanto as crianças que elas vão adorar usá-las em diferentes jogos. Por exemplo, elas podem brincar de “representar uma emoção” quando vocês apresentarem cartões que mostram expressões de tristeza, raiva, felicidade, etc. Deixem os alunos se divertirem e se envolverem com o jogo. Vocês podem ainda mostrar uma cena completa (o verão, o inverno, etc.) e pedir que dois ou três alunos a encenam para o resto da turma. Sugerimos que haja alternância entre os que encenam e os que assistem, de modo que todos tenham a oportunidade de participação.

Vocês podem misturar as categorias. Por exemplo, mostrem os cartões com uma *banana*, uma *casa de boneca* e um *caderno* e peçam aos alunos que encenam uma história com base nas ilustrações mostradas. Em pares, peçam aos alunos que façam o mesmo com um conjunto aleatório de três palavras e respectivas ilustrações. Os alunos se alternam. Caminhem entre eles e forneçam o suporte necessário.

Se vocês inventarem atividades legais com o uso destes “flashcards”, nós gostaríamos de saber o que fizeram. Enviem-nos seus comentários pelo e-mail: englishplayground@gmail.com. Por favor, sugiram mudanças e acréscimos ao nosso conjunto de cartões. Ficaremos felizes em receber suas sugestões. Sintam-se à vontade para entrar em contato conosco. Estamos aqui para vocês.



Have fun with the mascots!

Cut out the card. Fold it where indicated. Glue back to back.

www.editoradimensao.com.br



Coleção
**English
Playground**

Monkey

www.editoradimensao.com.br



Coleção
**English
Playground**

Teddy Bear

_ _ _ _ Cut _ _ _ _ Fold



Bobby



Millie



Polly

Have fun with the English Playground Kids!

Cut out the card. Fold it where indicated. Glue back to back.

www.editoradimensao.com.br



Andre

Coleção
**English
Playground**

www.editoradimensao.com.br



Cindy

Coleção
**English
Playground**

_ _ _ _ Cut _ _ _ _ Fold



Sandy



Marco



Daniel



Erika



Henry




Victor


Have fun with colors!

Cut out the card. Fold it where indicated. Glue back to back.


www.editoradimensao.com.br




Coleção
**English
Playground**



www.editoradimensao.com.br




Coleção
**English
Playground**





_ _ _ Cut


— — — Fold



Coleção
**English
Playground**




Coleção
**English
Playground**






Coleção
**English
Playground**




Coleção
**English
Playground**



_ _ _ _ Cut

..... Fold



Have fun with expressions of feelings!


Cut out the cards.

www.editoradimensao.com.br



Coleção
**English
Playground**

www.editoradimensao.com.br



Coleção
**English
Playground**

www.editoradimensao.com.br



Coleção
**English
Playground**

www.editoradimensao.com.br



Coleção
**English
Playground**

www.editoradimensao.com.br



Coleção
English
Playground

www.editoradimensao.com.br



Coleção
English
Playground

_ _ _ Cut

Have fun with numbers!

Cut out the card. Fold it where indicated. Glue back to back.

www.editoradimensao.com.br



Coleção
**English
Playground**

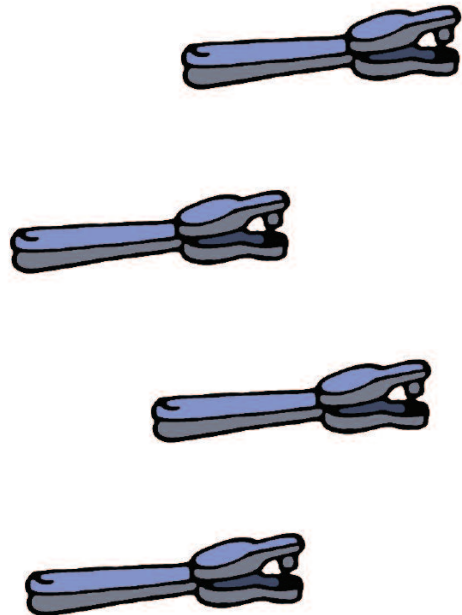

www.editoradimensao.com.br

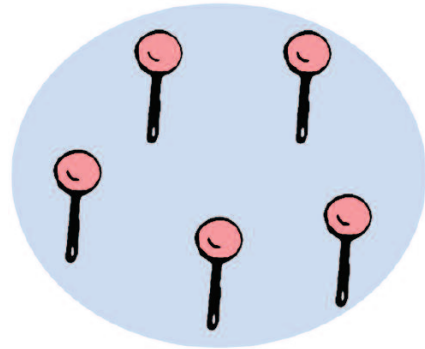




Coleção
**English
Playground**



_ _ _ _ Cut

..... Fold









Have fun with the letters of the alphabet!

Cut out the cards.

www.editoradimensao.com.br

A

Coleção
English
Playground

www.editoradimensao.com.br

B

Coleção
English
Playground

www.editoradimensao.com.br

C

Coleção
English
Playground

www.editoradimensao.com.br

D

Coleção
English
Playground

www.editoradimensao.com.br

E

Coleção
English
Playground

www.editoradimensao.com.br

F

Coleção
English
Playground

www.editoradimensao.com.br

G

Coleção
English
Playground

www.editoradimensao.com.br

H

Coleção
English
Playground

_ _ _ Cut

www.editoradimensao.com.br

I

Coleção
English
Playground

www.editoradimensao.com.br

J

Coleção
English
Playground

www.editoradimensao.com.br

K

Coleção
English
Playground

www.editoradimensao.com.br

L

Coleção
English
Playground

_ _ _ Cut

www.editoradimensao.com.br

M

Coleção
English
Playground

www.editoradimensao.com.br

N

Coleção
English
Playground

www.editoradimensao.com.br

O

Coleção
English
Playground

www.editoradimensao.com.br

P

Coleção
English
Playground

_ _ _ Cut

www.editoradimensao.com.br

Q

Coleção
English
Playground

www.editoradimensao.com.br

R

Coleção
English
Playground

www.editoradimensao.com.br

S

Coleção
English
Playground

www.editoradimensao.com.br

T

Coleção
English
Playground

_ _ _ Cut

www.editoradimensao.com.br

U

Coleção
English
Playground

www.editoradimensao.com.br

V

Coleção
English
Playground

www.editoradimensao.com.br

W

Coleção
English
Playground

www.editoradimensao.com.br

X

Coleção
English
Playground

_ _ _ Cut

www.editoradimensao.com.br

Y

Coleção
English
Playground

www.editoradimensao.com.br


Z

Coleção
English
Playground

Have fun with shapes!

Cut out the card. Fold it where indicated. Glue back to back.

www.editoradimensao.com.br



Triangle

Coleção
**English
Playground**

www.editoradimensao.com.br




Rectangle


Coleção
**English
Playground**

_ _ _ _ Cut

- . - . - . Fold




Heart




Circle



Star



Square



Diamond

Have fun with school objects!

Cut out the card. Fold it where indicated. Glue back to back.

www.editoradimensao.com.br



three blue
pens

Coleção
**English
Playground**

www.editoradimensao.com.br



backpack

Coleção
**English
Playground**

_ _ _ _ Cut


..... Fold



notebook



four colored
pencils




school log

Have fun with some physical activities!

Cut out the card. Fold it where indicated. Glue back to back.

www.editoradimensao.com.br



Hop

Coleção
**English
Playground**

www.editoradimensao.com.br



Jump

Coleção
**English
Playground**

_ _ _ _ Cut

..... Fold




Run




Spin around



Clap your
hands



Whistle

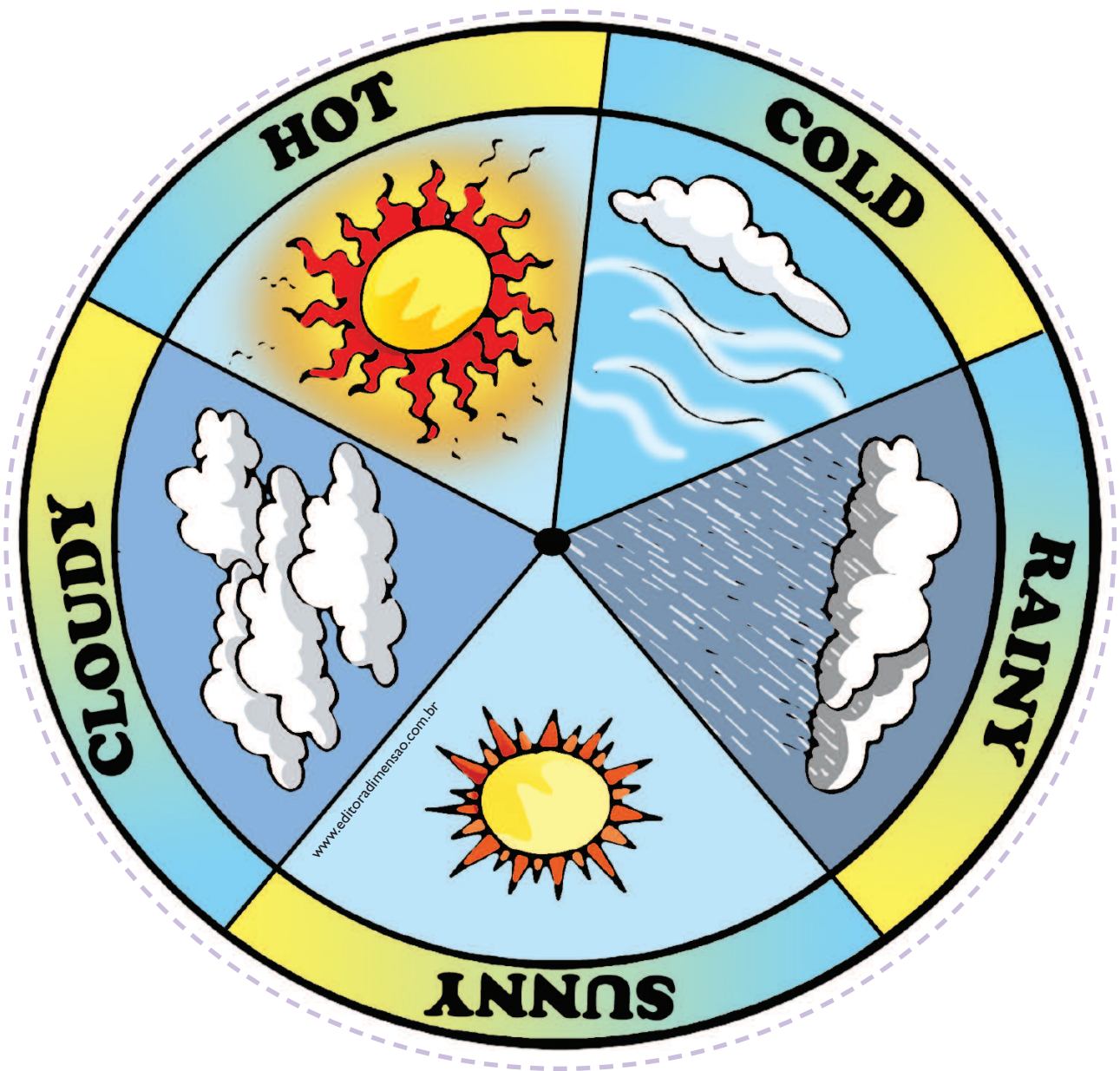


Sit down
Stand up



Sit down and
relax


Have fun with the weather wheel!



Have fun with Halloween characters!

Cut out the cards.

www.editoradimensao.com.br



Coleção
**English
Playground**

www.editoradimensao.com.br



Coleção
**English
Playground**

www.editoradimensao.com.br



Coleção
**English
Playground**

www.editoradimensao.com.br



Coleção
**English
Playground**

_ _ _ Cut



Have fun with the English Playground Kids!

Cut out the card. Fold it where indicated. Glue back to back.

www.editoradimensao.com.br



Erika

Coleção
**English
Playground**

www.editoradimensao.com.br



Cindy

Coleção
**English
Playground**

_ _ _ _ Cut

..... Fold



Marco



Andre



Daniel



Sandy



Henry




Victor

Have fun with feelings!

Cut out the card. Fold it where indicated. Glue back to back.

www.editoradimensao.com.br



Angry

Coleção
**English
Playground**

www.editoradimensao.com.br




Bored

Coleção
**English
Playground**

_ _ _ _ Cut

..... Fold



Confused



Embarrassed




Happy



Sad



Sleepy



Surprised

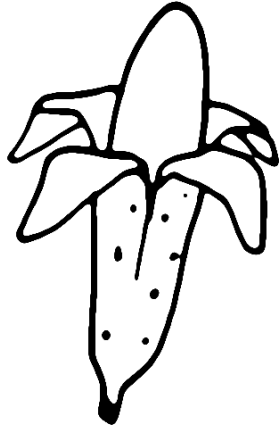


Funny

Have fun with different kinds of food!

Cut out the card. Fold it where indicated. Glue back to back.


www.editoradimensao.com.br



Banana

Coleção
**English
Playground**

www.editoradimensao.com.br



Cereal bar


Coleção
**English
Playground**

_ _ _ _ Cut

..... Fold



Muffin



Jello



Yogurt




Fruit salad

Have fun with the parts of the body!



Have fun with the parts of the face!



Have fun with animal sounds!

Cut out the card. Fold it where indicated. Glue back to back.

www.editoradimensao.com.br



Woof-woof

Coleção
**English
Playground**

www.editoradimensao.com.br



Tweet-tweet

Coleção
**English
Playground**

_ _ _ _ Cut

..... Fold




Meow




Moo-moo



Quack-quack



Neigh



Cock-a-doodle-
doo

Have fun with the Moon Phases!

Cut out the card. Fold it where indicated. Glue back to back.

www.editoradimensao.com.br



Waxing Moon

Coleção
**English
Playground**

www.editoradimensao.com.br



Full Moon

Coleção
**English
Playground**

_ _ _ _ Cut

..... Fold



Waning Moon




New Moon

Have fun with the seasons of the year!

Cut out the card. Fold it where indicated. Glue back to back.

www.editoradimensao.com.br



Summer

Coleção
**English
Playground**

www.editoradimensao.com.br



Spring

Coleção
**English
Playground**

_ _ _ _ Cut

..... Fold



Autumn



Winter

Have fun with different kinds of fruit!

Cut out the card. Fold it where indicated. Glue back to back.


www.editoradimensao.com.br



Apple

Coleção
**English
Playground**

www.editoradimensao.com.br




Banana


Coleção
**English
Playground**

_ _ _ _ Cut

..... Fold



Avocado



Grape




Mango



Orange



Pineapple



Watermelon

Have fun with different types of housing!

www.editoradimensao.com.br



A cabin

Coleção
**English
Playground**

www.editoradimensao.com.br



A house


Coleção
**English
Playground**

_ _ _ _ Cut

----- Fold




A tree house



An igloo



A doll house



An apartment



A houseboat



An adobe house

