

Sibling Sconce

A solid hardwood and brass sconce well suited to small reading nooks, lounge rooms, hallways and bedrooms. The reflector cone is available in endless powdercoat colours, or solid brass in a slate patina or natural brass finish. The timber base is available in custom hardwood species or timber finishes for even more customisation.

Technical Details

Dimensions	Ø150 x 135mm
Material	Solid Hardwood, Spun Brass Shade, Glass Opal Bulb, Textile Cord
LED	Cree Integral LED
Bulb	ø80mm Matte Opal Glass Bulb
Input Power	6V via 240V remote driver
CRI	80
Wattage	2W
Lumens	450lm approx.
Colour Temperature	2700K 3000K
Dimming	Phase-cut, DALI other dimming types on request
Warranty	3 Years




Create a Custom Sconce

Design	Sibling Sconce	SS
Timber Base	Victorian Ash Spotted Gum Tasmanian Blackwood American Oak American Oak - Black Custom	VA SG TB AO OB C
Shade Finish	Brass - Natural Finish Brass - Clear Powdercoat Brass - Slate Patina Dulux Surf Mist Custom Powdercoat	BB SB PO DS CP
LED Colour Temperature	2700K Warm White 3000K Bright Warm White	27K 3K

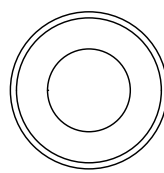
Timber



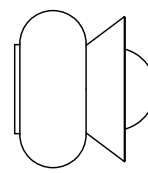
Shade Finish



Dimensions



Ø150



135mm

