

Roller

Linear Pendant

The Roller is a classic dowel pendant with a subtle curved edge to catch the LED light and create a unique gradient effect. A versatile cylindrical pendant crafted from bespoke timbers. Made in Queensland, Australia.

Technical Details


Dimensions	43mm dia
Material	Solid Hardwood, Aluminium, Opal Acrylic, Integral LED Lighting
CRI	90
Wattage	19.8W per metre
Lumens	750lm per metre
Voltage	24V DC
Install	Installed with a remote driver. Must be installed by a licensed electrician
Dimming	Phase Cut (Universal Dimming) Other dimming types on request
Warranty	3 Years



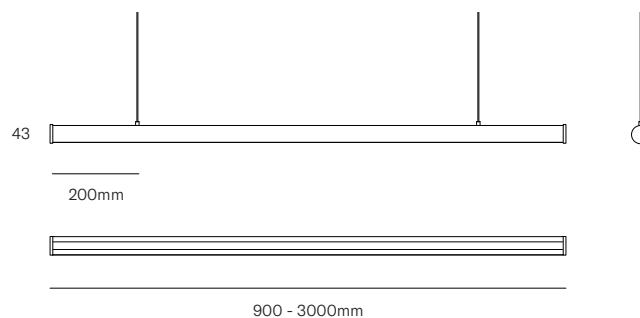
Create a Custom Pendant

Pendant	Roller	RO
Timber	Victorian Ash	VA
	Spotted Gum	SG
	Tasmanian Blackwood	TB
	American Oak	AO
	American Oak - Black Finish	OB
	American Oak - White Finish	OW
	Custom	C
Length	900mm	L90
	1200mm	L12
	1800mm	L18
	2000mm	L20
	2200mm	L22
	2500mm	L25
	2800mm	L28
	3000mm	L30
	Custom	(_m)
	Gripper Colour	White
Black		2
Solid Brass		3
Stainless Steel		5
Custom		6
End Cap Colour		White
	Black	2
	Solid Brass	3
	Sandblasted Aluminium	4
	Stainless Steel	5
	Matching Timber	6
LED Colour Temperature	2700K Warm White	27K
	3000K Bright Warm White	3K
	4000K Cool White	4K
Dimming Type	Phase Cut	PH
	DALI	DD
Ceiling Plate	Small Plate Ø76	76
	Large Plate Ø106	106
	Canopy Ø80	80
Ceiling Plate Colour	White	W
	Black	B
Cable Colour	Silver	SC
	Black	BC
	White	WC
Drop Length	1.5m Standard	1.5m
	Custom	(_m)

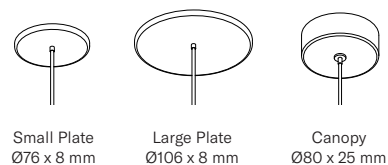
Timber



Dimensions



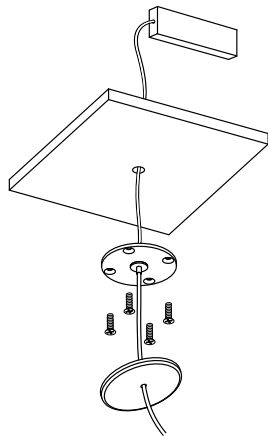
Ceiling Plate



Roller

Linear Pendant

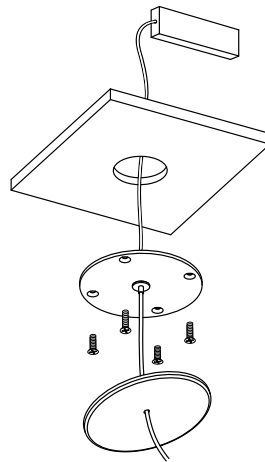
Ceiling Plate Details



Ceiling Plate
Ø76 x 8mm

Suitable for full ceiling
access to place the remote
driver from above.

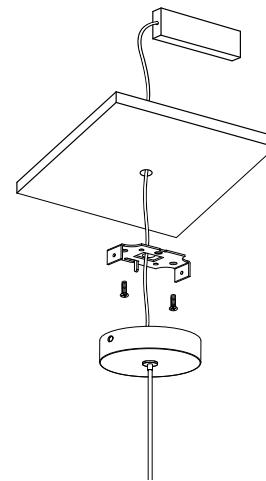
Cutout hole: 10-20mm



Ceiling Plate
Ø106 x 8mm

Suitable for limited ceiling
access to place the remote
driver from below.

Cutout hole: 60mm



Canopy
Ø80 x 25mm

Suitable for full ceiling
access to place the remote
driver from above.

Cutout hole: 10-20mm