Best Handwriting Practices: Proven, practical, curriculum-based, measurable & easy concepts, strategies and practices that graduate students as neat printers

Beverly H. Moskowitz, DOT MS OTR/L FAOTA

EASY, PRACTICAL TEACHER-FRIENDLY CONCEPTS

- Writing Lines, Go Lines and Finish Lines
- Letter Lines
- Super C
- Starting Points and Initial Lines
- Touch Points
- The RULES!
- Stars and Dice
- Spaghetti and Meatballs

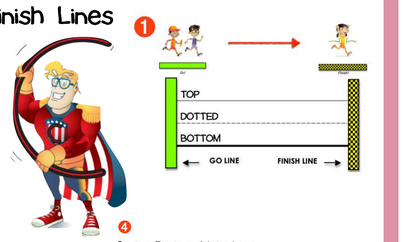

2 Letter Lines

4 Starting Points and Initial Lines

5 Touch Points

6 The RULES!!! ♫

SING THE SONG. DANCE THE DANCE.

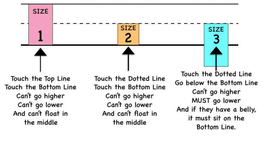

7 Stars and Dice

8 Spaghetti And Meatballs

CURRICULUM-BASED KID-EMPOWERING STRATEGIES

- Review THE RULES before any writing activity
- Issue adapted writing paper at various grade levels
- Customize worksheets
- Create materials during Center Time
- Run Handwriting Clubs
- Scan adapted paper onto Smart Boards
- Use the MRB in all content areas
- Cue meatball spacing with finger pointers
- Collaborate with teachers
- Draw Writing Lines on the board
- Model Letter Size when printing
- Accountability for Letters learned!
- Walk around with dice
- Build peer mentors



MEASURABLE AND PROVEN BEST PRACTICES

- Largest research study ever done on handwriting
- 6 published studies in peer-reviewed journals
- Best for Legibility in systematic review of Effect Sizes
- Self-monitoring
- Award Star-Worthy letters
- Point of View Survey Screener
- Printing and Writing Competency Intake
- Implications for Treatment
- Progress Monitoring Forms A & B
- Embed handwriting awareness in all content areas



Count all the letters earning stars

Count all the letters printed



Focus on Size. Form will Follow.

SIZE MATTERS HANDWRITING PROGRAM

RealOTSolutions™ PRINTING · CUTTING · DRAWING & MORE