


# SCHOCK

SINKS



HANDMADE IN GERMANY





# GENUINELY SUSTAINABLE GENUINELY PREMIUM

## OUR PATH TO A SUSTAINABLE FUTURE

We are conscious of our responsibility to the environment, our region and society at large, and we are keen not only to accept it, but to continuously expand on it from our factory in the Bavarian Forest.

This includes making continuous improvements to our processes at all levels. Our ISO 9001 and ISO 14001 certifications as well as since 2020 also ISO 50001. Furthermore, various external audits spur us on and provide ideas for new enhancements.

Especially our latest certification from the German Institute for Sustainability and Economy makes us proud. Here we got closely reviewed in terms of ecological, economic and social skills and have received the test seal 2021 for "secured rights".



# 40 YEARS SCHOCK SINKS AMAZING!

**1924**

SCHOCK IS FOUNDED AS A COMPANY BY THE SCHOCK BROTHERS.

**1979**

THE WORLD'S FIRST QUARTZ COMPOSITE SINK IS MADE IN REGEN FACTORY.

**1988**

CRISTALITE® IS INTRODUCED

**2008**

CRISTADUR® INTRODUCED



# NEXT-GENERATION MATERIAL MEETS CONTEMPORARY KITCHEN CARBON FIBRE SINKS FROM **SCHOCK**

## **THE STUFF OF THE FUTURE: SCHOCK CARBON SINKS**

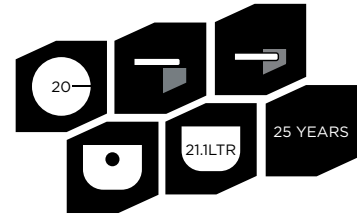
A carbon fibre sink? Sounds high-tech and futuristic. In fact, our carbon fibre sinks are made from the innovative material of the day. The special thing about carbon fibre? It is both very light and very tough. And as outstanding as only cutting-edge technology can be.

## **AS SINGULAR AS YOUR OWN STYLE: CARBON FIBRE IN THE KITCHEN**

The special feel and gleaming warm look of this premium material are further upgrades that a carbon fibre sink brings to the premium kitchenspace. Our carbon fibre kitchen sinks are unique on the market. And there's even three of them to choose from: N100-S, N-100 and N-100XL.



**SCHOCK  
CARBON FIBRE CN100S**



COLOUR OPTIONS



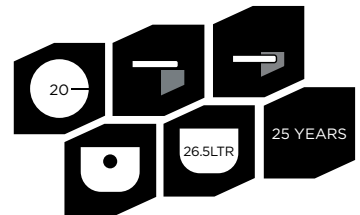
**456mm x 456mm**

Optional Accessories:  
(see page 24) (02) (68)

- A world first - Schock Carbon Fibre sinks are a world first. Carbon Fibre is both very light & very tough, built to cope with anything you can throw at them.
- Order in Only Product



**SCHOCK  
CARBON FIBRE CN100**



COLOUR OPTIONS



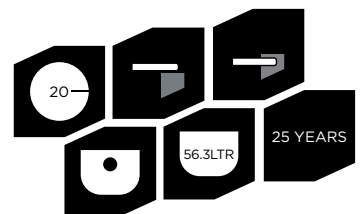
**556mm x 456mm**

Optional Accessories:  
(see page 24) (02) (68)

- A world first - Schock Carbon Fibre sinks are a world first. Carbon Fibre is both very light & very tough, built to cope with anything you can throw at them.
- Order in Only Product



**SCHOCK  
CARBON FIBRE CN100XL**




COLOUR OPTIONS



**832mm x 489mm**

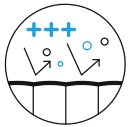
Optional Accessories:  
(see page 24) (02) (68)

- A world first - Schock Carbon Fibre sinks are a world first. Carbon Fibre is both very light & very tough, built to cope with anything you can throw at them.
- Order in Only Product



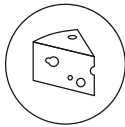
# PRODUCT ADVANTAGES

SCHOCK sinks consist predominantly of natural quartz sand. The silky smooth matt finish of CRISTADUR® and the stony finish of CRISTALITE® were specially developed for the demands of the kitchen. The rigours of everyday use leave barely a trace on our proven material technology.



#### **Dirt repellent effect**

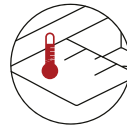
The dirt simply rolls off



#### **Odour free**

Leaves the surface free of smells


LGA 5421357



#### **Heat resistant**

Not temperature sensitive up to 180°C

DIN 13310



#### **Food safe**

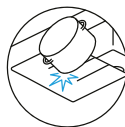
Absolutely safe material

LGA 5631024



#### **ProHygienic 21**

Patented finish quality from SCHOCK



#### **Impact resistant**

Tough and hard wearing material

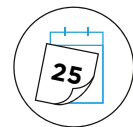
DIN EN438-2



#### **Stain resistant**

Food stains cannot stick

LGA 1103



#### **Made to last**

Extremely durable

DIN 13310

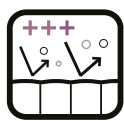

## OUR PREMIUM UPGRADE

How to make the best even better? With innovations, passion and the ambition to remain the technology leader in the decades to come. And with our improved formula, which makes the new CRISTADUR® even more elastic, impact resistant, durable, easy to clean – and quite simply even higher quality. In everyday use, this means that our sinks with their silky-smooth premium finish will be even better at handling whatever you care to throw at them in future!

This premium quality can be felt, seen and enjoyed for the whole of your kitchen's lifetime.



# THE NEW CRISTADUR SATIN MATT FINISH



Dirt repellent effect



Silky smooth feel



Patented technology

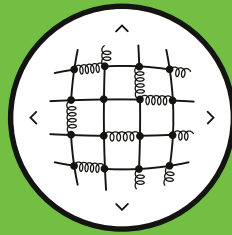


Additional patents pending



ProHygienic 21

# CRISTADUR®



Improved  
material formula

Schock's premium material wins fans with its **patented, poreless structure** and beautifully shimmery finish. Being extremely easy to clean – the dirt simply runs off – it's not just the look of CRISTADUR® that makes it a luxury to befit any kitchen.

**Magma**

**Polaris**

**Stone**



**SCHOCK  
PREP STATION PD150**



**CRISTADUR®**

COLOUR OPTIONS



PD150B  
MAGMA

PD150S  
STONE

PD150W  
POLARIS

**OVERALL SINK SIZE**  
1140mmx460mm

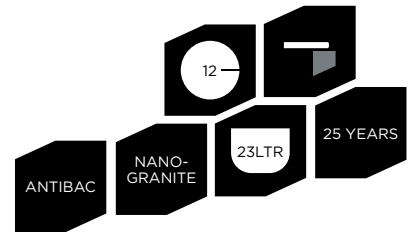
**INCLUDED ACCESSORIES**



**OPTIONAL RECOMMENDED TAP**

Conos Pro Tap  
528006  
4 Star Flow Rate 6L/min





SCHOCK  
MONO MD-100L



CRISTADUR®

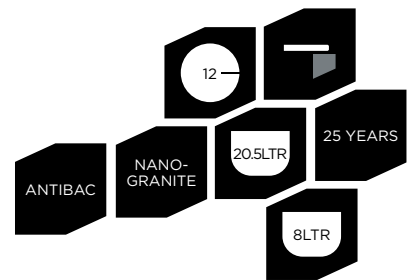
COLOUR OPTIONS



1000mm x 510mm

- Voluptuous bowl with substantial drain tray.
- Offers Exceptional durability and strength
- Pictured in Polaris (White)
- Taphole Optional

Optional Accessories (see page 24): (01) (02) (23) (67) (69) (72)



SCHOCK  
MONO MD-175



CRISTADUR®

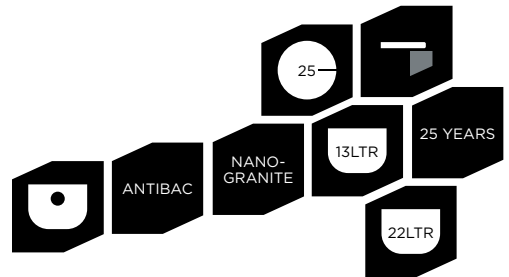
COLOUR OPTIONS



1160mm x 510mm

- Voluptuous bowl with substantial drain tray.
- Offers Exceptional durability and strength
- Pictured in Stone
- Taphole Optional

Optional Accessories (see page 24): (01) (02) (23) (67) (69) (72)



**SCHOCK  
SIGNUS D200**



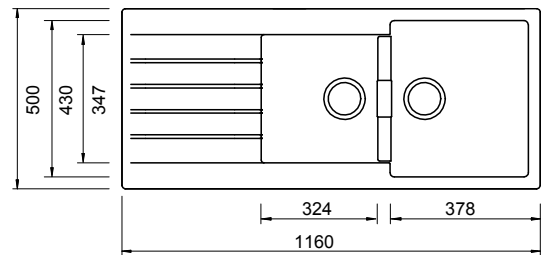
CRISTADUR®

COLOUR OPTIONS

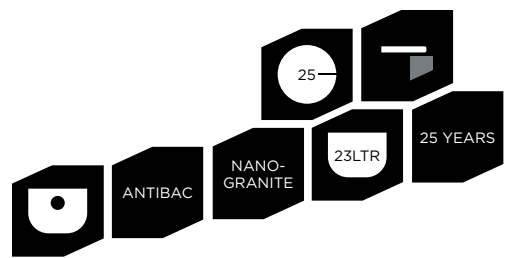


**1160mm x 500mm**

- Incredibly spacious with two large sinks and a sizable draining board.
- Designed with straight lines and appeal, this sink fits perfectly into any style of kitchen offering exceptional strength and durability.
- Pictured in Magma.
- Taphole optional.



Optional Accessories (see page 24): (01) (02) (23) (48) (49) (67) (69) (72)



**SCHOCK  
SIGNUS D100**



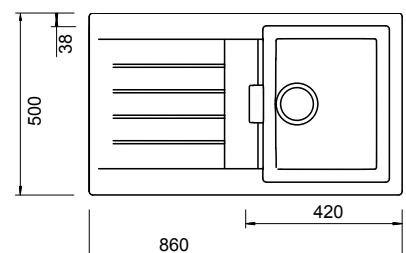
CRISTADUR®

COLOUR OPTIONS

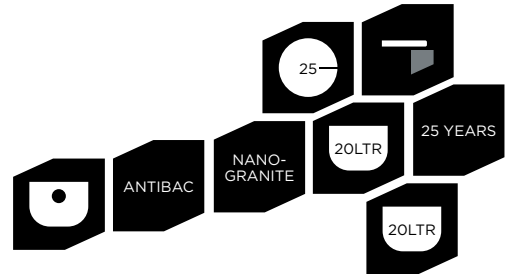


**860mm x 500mm**

- Exceptional material properties thanks to the CRISTADUR® dirt repellent effect.
- Pictured in Stone.
- Taphole optional.



Optional Accessories (see page 24): (01) (02) (23) (46) (47) (67) (69) (72)




SCHOCK  
HORIZONT N200



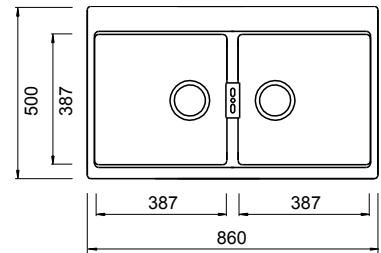
CRISTADUR®

COLOUR OPTIONS

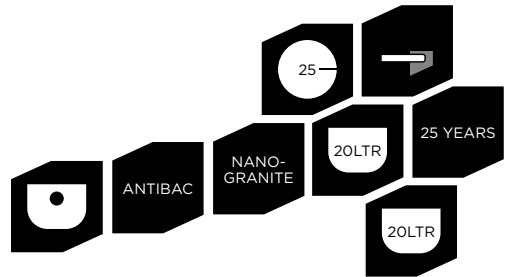


860mm x 500mm

- Unique, patented designer overflow rounds off the modern look.
- The narrow design is perfectly suited to the modern kitchen suites in city and studio apartments offering exceptional strength and durability.
- Pictured in Polaris.
- Taphole optional.



Optional Accessories (see page 24): (01) (02) (03) (23) (48) (49) (72)



SCHOCK  
HORIZONT N200U



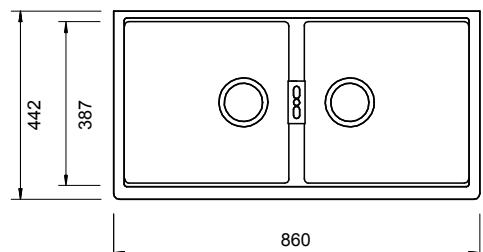
CRISTADUR®

COLOUR OPTIONS

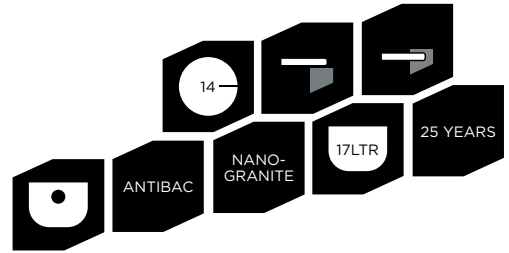
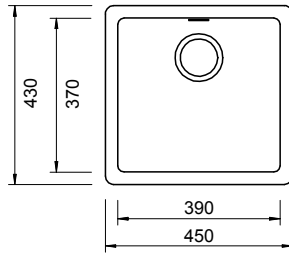


860mm x 442mm

- A smooth design, straight lines to suit contemporary kitchen style.
- Remarkably easy to clean - virtually impossible for dirt to stick to the surface thanks to the CRISTADUR® dirt repellent effect.
- Pictured in Magma.



Optional Accessories (see page 24): (01) (02) (03) (48) (49) (72)



**SCHOCK  
SOHO N100S**



CRISTADUR®

COLOUR OPTIONS

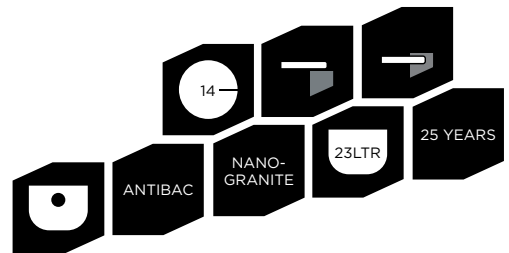
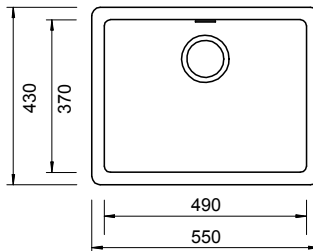


**450mm x 430mm**

Optional Accessories:

(see page 24) (01) (03) (44) (54) (63) (68) (72)

- The smart external dimensions mean you can create a premium-quality look even in the smallest of kitchens with the undermount option.
- Stain resistant and inert. • Pictured in Polaris.



**SCHOCK  
SOHO N120**



CRISTADUR®

COLOUR OPTIONS

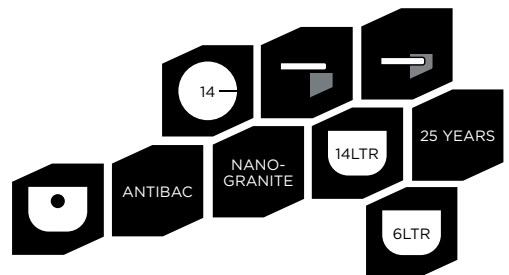
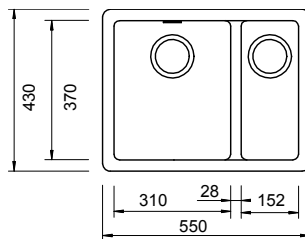


**550mm x 430mm**

Optional Accessories:

(see page 24) (01) (03) (44) (54) (63) (68) (72)

- Remarkably easy to clean - dirt finds it virtually impossible for dirt to stick to the surface thanks to the CRISTADUR dirt repellent effect.
- Offers exceptional strength and durability. • Pictured in Stone.



**SCHOCK  
SOHO N150**



CRISTADUR®

COLOUR OPTIONS



**550mm x 430mm**

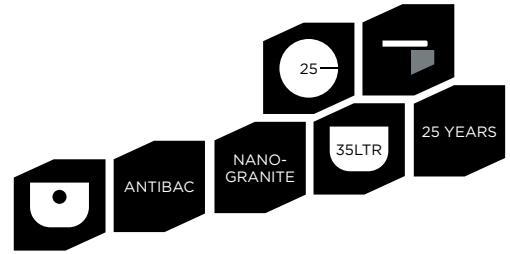
Optional Accessories:

(see page 24) (03) (44) (55) (63) (68) (72)

- The smart external dimensions mean you can create a premium-quality look even in the smallest of kitchens with the undermount option.
- Stain resistant and inert. • Pictured in Magma.



SCHOCK  
SIGNUS N-100XL



COLOUR OPTIONS

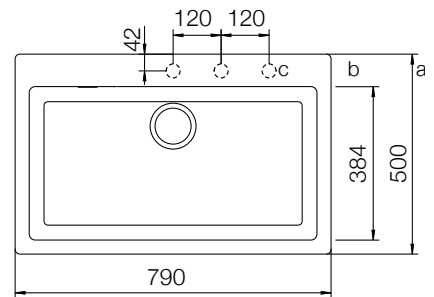


CRISTADUR®

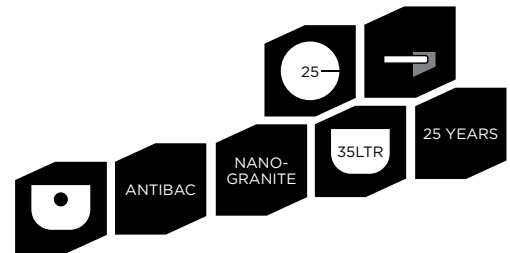
790mm x 500mm

- This modern sink has been designed due to the trend towards very large, deep bowls.
- The combination of classic design and ultra-modern materiality creates an exceptionally high-grade sink.
- The dimensions are perfectly suited to the modern kitchen in city and studio apartments.
- Taphole optional
- Pictured in Magma.

Optional Accessories (see page 24): (01) (23) (63) (72)



SCHOCK  
SIGNUS N-100XLY



COLOUR OPTIONS

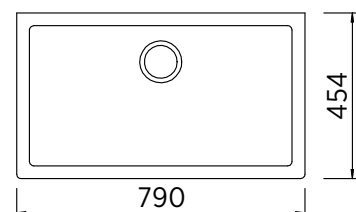


CRISTADUR®

790mm x 454mm

- This modern sink has been designed due to the trend towards very large, deep bowls.
- The combination of classic design and ultra-modern materiality creates an exceptionally high-grade sink.
- The dimensions are perfectly suited to the modern kitchen in city and studio apartments.
- Pictured in Magma.

Optional Accessories (see page 24): (01) (63) (72)







# CRISTALITE®



Optimised  
material formula



ProHygienic 21

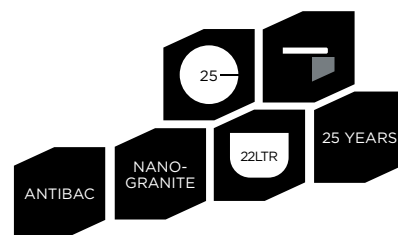
The on-trend finish CRISTALITE® from the house of SCHOCK is a classic with global appeal. The slightly rough, stony finish of CRISTALITE® is hard-wearing and easy to clean, making it the embodiment of long-lasting cooking pleasure.

Onyx

Concrete

Croma

Alpina



**SCHOCK  
FORMHAUS FD-100L**



CRISTALITE+®

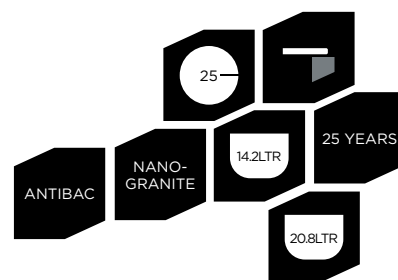
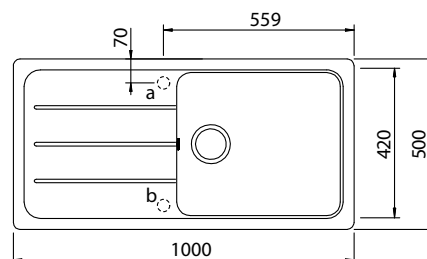
COLOUR OPTIONS



**1000mm x 500mm**

- Curvaceous large bowl with elegant drain tray.
- Durable & Easy to Clean Surface
- Pictured in Onyx
- Taphole optional

Optional Accessories (see page 24): 01 23



**SCHOCK  
FORMHAUS FD200**



CRISTALITE+®

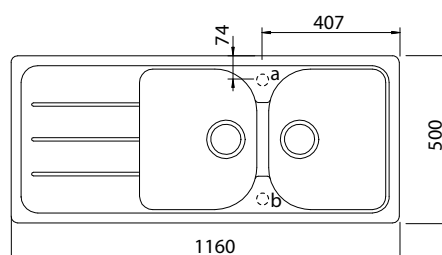
COLOUR OPTIONS

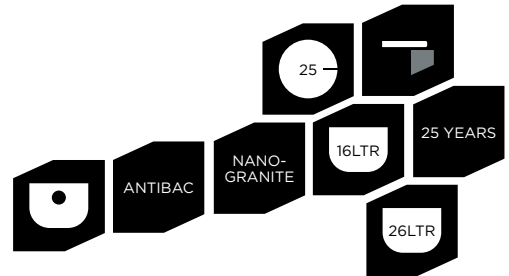


**1160mm x 500mm**

- Curvaceous large bowls with elegant drain tray.
- Durable & Easy to Clean Surface
- Pictured in Onyx
- Taphole optional

Optional Accessories (see page 24): 01 23






SCHOCK  
TYPOS TD200



CRISTALITE®

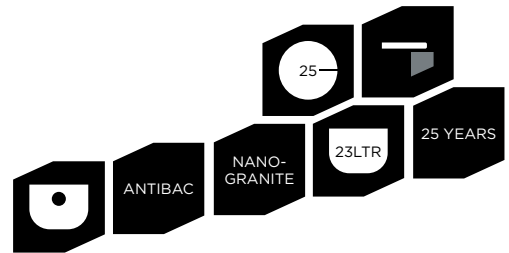
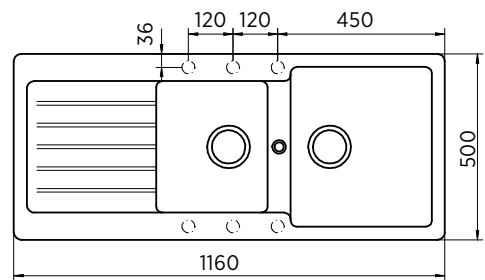
COLOUR OPTIONS



1160mm x 500mm

- The combination of classic design and ultra-modern materiality creates an exceptionally high-grade sink range. The quartz particles in CRISTALITE® PLUS provide long-lasting protection against wear and make this sink range extremely durable.
- Taphole optional.
- Pictured in Onyx.

Optional Accessories (see page 24): 01 23




SCHOCK  
TYPOS TD100



CRISTALITE®

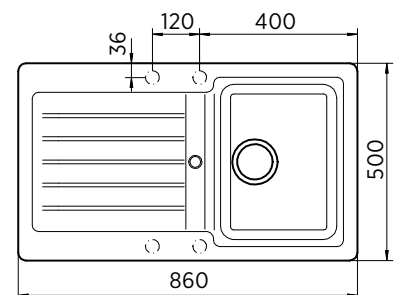
COLOUR OPTIONS



860mm x 500mm

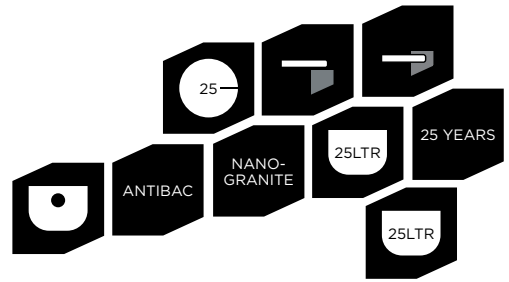
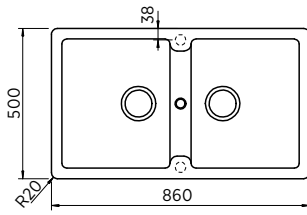
- The combination of classic design and ultra-modern materiality creates an exceptionally high-grade sink range. The quartz particles in CRISTALITE® PLUS provide long-lasting protection against wear and make this sink range extremely durable.
- Taphole optional.
- Pictured in Alpina.

Optional Accessories (see page 24): 01 23









**SCHOCK  
TYPOS TN200**



CRISTALITE<sup>+</sup>

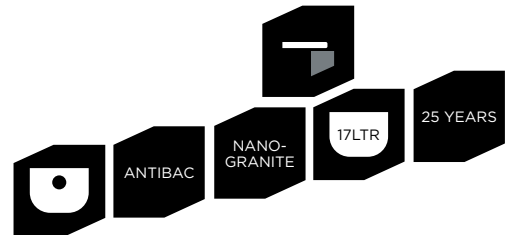
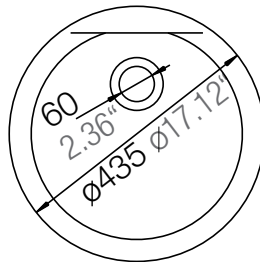
COLOUR OPTIONS



**860mm x 500mm**

Optional Accessories:  
(see page 24) (01) (23)

- The combination of classic design and ultra-modern materiality creates an exceptionally high-grade sink range. The quartz particles in CRISTALITE<sup>+</sup> PLUS provide long-lasting protection against wear and make this sink range extremely durable.
- Taphole optional for inset applications • Pictured in Onyx.




**SCHOCK  
EURO ER-100**



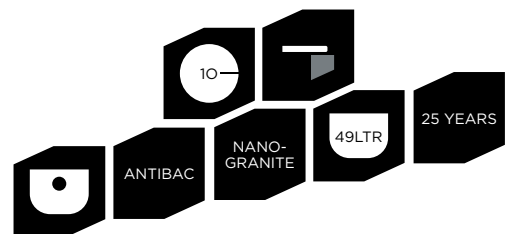
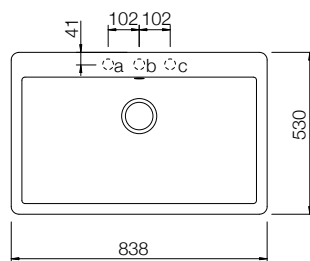
CRISTALITE<sup>+</sup>

COLOUR OPTIONS



**435mm x 435mm**

- The smart external dimensions mean you can create a premium-quality look even in the smallest of kitchens with the undermount option.
- Stain resistant. • Pictured in Concrete.




**SCHOCK  
VIRTUS VN-100XL**



CRISTALITE<sup>+</sup>

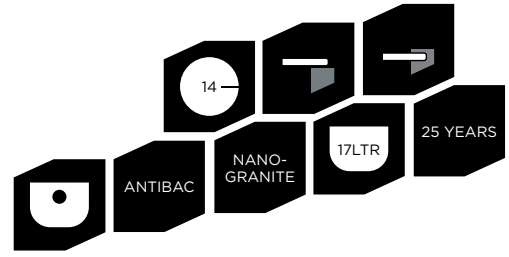
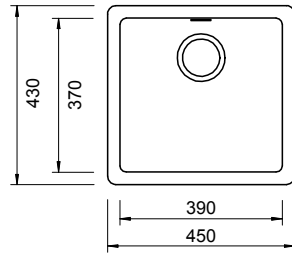
COLOUR OPTIONS



**838mm x 530mm**

Optional Accessories:  
(see page 24) (01)

- Incredibly spacious bowl that can be used in both kitchen and laundry applications.
- Stain resistant. • Pictured in Cromia.



**SCHOCK  
QUADRO QN-100S**



CRISTALITE+®

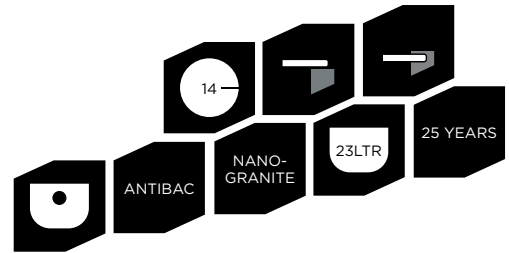
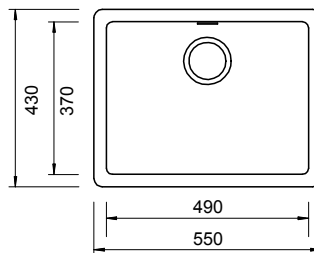
COLOUR OPTIONS



**450mm x 430mm**

Optional Accessories:  
(see page 24) (01) (03) (44) (68)

- The smart external dimensions mean you can create a premium-quality look even in the smallest of kitchens with the undermount option.
- Stain resistant. • Pictured in Croma.




**SCHOCK  
QUADRO QN-100**



CRISTALITE+®

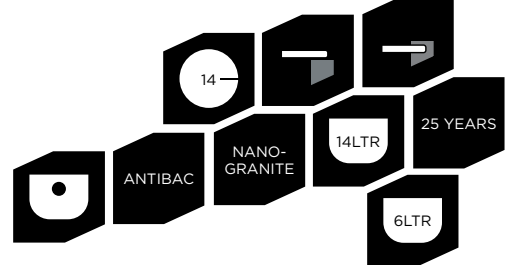
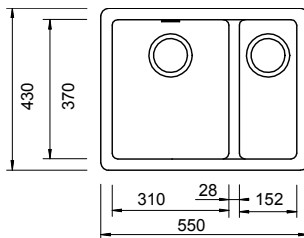
COLOUR OPTIONS



**550mm x 430mm**

Optional Accessories:  
(see page 24) (01) (03) (44) (68)

- Remarkably easy to clean - dirt finds it virtually impossible for dirt to stick to the surface.
- Offers exceptional strength and durability. • Pictured in Concrete.




**SCHOCK  
QUADRO QN-150**



CRISTALITE+®

COLOUR OPTIONS

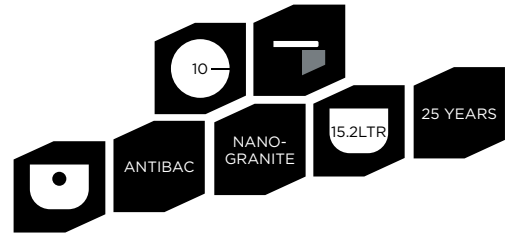


**550mm x 430mm**

Optional Accessories:  
(see page 24) (03) (44) (68)

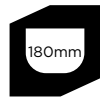
- The smart external dimensions mean you can create a premium-quality look even in the smallest of kitchens with the undermount option.
- Stain resistant. • Pictured in Onyx.





CRISTALITE®

**SCHOCK  
NEMO NE100S**



COLOUR OPTIONS

STOCKED ITEM



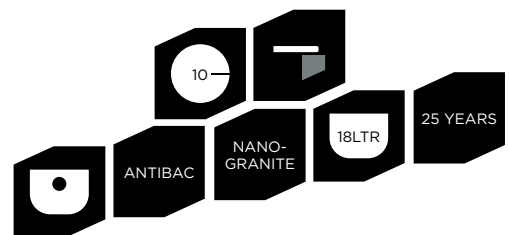
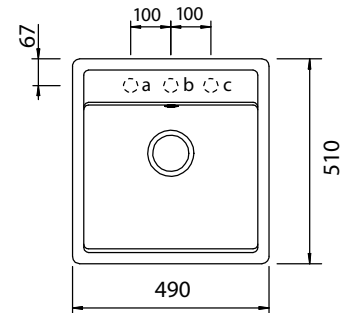
ORDER IN ONLY\*



**490mm x 510mm**

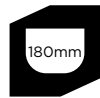
- Synonymous with innovation, the Nemo range and is a trendsetter among sinks. With a stream of exciting new colours to choose from, there is never a dull moment around the worktop and the kitchen sink.
- Pictured in Onyx.
- Taphole optional.

Optional Accessories (see page 24): 02



CRISTALITE®

**SCHOCK  
NEMO NE100**




COLOUR OPTIONS

STOCKED ITEM



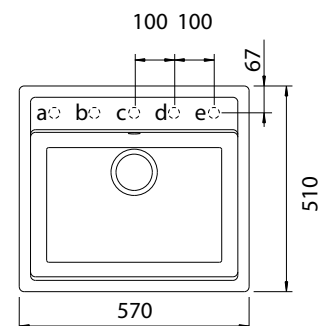
ORDER IN ONLY\*











**570mm x 510mm**

- Synonymous with innovation, the Nemo range and is a trendsetter among sinks. With a stream of exciting new colours to choose from, there is never a dull moment around the worktop and the kitchen sink.
- Pictured in Alpina.
- Taphole optional.

Optional Accessories (see page 24): 02



ACCESSORIES	
<p>01 <b>DR006</b> STAINLESS STEEL DISH RACK</p> 	<p>02 <b>DR007</b> STAINLESS STEEL DISH RACK</p> 
<p>03 <b>DTA23</b> DRAIN TRAY</p> 	<p>23 <b>SLCB</b> SLIDING BAMBOO CUTTING BOARD</p> 
<p>44 <b>CBB386S</b> CUTTING BOARD</p> 	<p>46 <b>629371RG/629370PUR</b> TRIM KIT ROSE GOLD/BLACK (SUITABLE FOR D100)</p> 
<p>47 <b>629371BN</b> TRIM KIT BRUSHED NICKEL (SUITABLE FOR D100)</p> 	<p>48 <b>629373RG</b> TRIM KIT ROSE GOLD (SUITABLE FOR D200 + N200)</p> 
<p>49 <b>629373BN</b> TRIM KIT BRUSHED NICKEL (SUITABLE FOR D200 + N200)</p> 	<p>50 <b>629018</b> EASY CARE CLEANING KIT</p> 
<p>51 <b>629019</b> EASY CARE BRIGHTENER (SUITABLE FOR WHITE SINKS)</p> 	<p>54 <b>629309RG/629309BN /629309PUR</b> ROSE GOLD/ BRUSHED NICKEL /BLACK (SUITABLE FOR N100S/N120)</p> 
<p>55 <b>629320RG/629320BN /629320PUR</b> ROSE GOLD/ BRUSHED NICKEL /BLACK (SUITABLE FOR N150)</p> 	<p>63 <b>CNA-3-845</b> UNIVERSAL CONCERTINA</p> 
<p>67 <b>629725EDM</b> SCHOCK DRAIN MAT BRUSHED (SUITABLE FOR MD-175/ MD-100L/D100/D200)</p> 	<p>68 <b>629188</b> SCHOCK DRAIN MAT (CARBON CN100, CN100S, CN100XL; SOHO N100, N120, N150; QUADRO QN-100, QN-100S)</p> 
<p>69 <b>629725S</b> SCHOCK DRAIN MAT BLACK (SUITABLE FOR: MONO MD-175, MD-100L; SIGNUS D100, D200)</p> 	<p>72 <b>629099</b> PRO CARE SET - CRISTADUR</p> 

LEGEND
<p>SINK INSTALLATION</p>   <p>INSET      UNDER MOUNT</p>
<p>SINK CONFIGURATION</p>  <p>LEFT AND RIGHT</p>
<p>SINK BOWL RADIUS (MM)</p>  <p>20</p>
<p>SINK LITREAGE</p>  <p>26LTR</p>
<p>SINK BOWL DEPTH</p>  <p>200mm</p>
<p>SINK OVERFLOW HOLE</p> 
<p>SINK WARRANTY</p>  <p>25 YEARS</p>



# SCHOCK

## VICTORIA

Abey Head Office  
57–81 Abey Rd  
Cobblebank  
Ph: 03 9747 7777  
Selection Gallery  
335 Ferrars St  
Albert Park  
Ph: 03 8696 4000

## NEW SOUTH WALES

Office  
1E Danks St  
Waterloo  
Selection Gallery  
Ph: 02 8572 8500

## QUEENSLAND

Office  
33–35 Blue Eagle Dr  
Meadowbrook  
Ph: 1800 809 143  
Selection Gallery  
94 Petrie Tce  
Brisbane  
Ph: 07 3369 4777

## NORTHERN TERRITORY

Ph: 1800 809 143

## SOUTH AUSTRALIA

Ph: 1800 809 143

## TASMANIA

Ph: 1800 809 143

## WESTERN AUSTRALIA

Selection Gallery  
12 Sundercombe St  
Osborne Park  
Ph: 08 9208 4500

SEPT 2021

