

# Manhattan Alcove Shower Screen



Product Code [right handle shower screen]: **MASSAL1200R**  
 Product Code [left handle shower screen]: **MASSAL1200L**  
 Product Code [return panel]: **MASSRP900**

The Manhattan's versatile, industrial style can be installed as a stand alone pivot door or matched with a return panel to create a complete shower enclosure.

- Made to AS 1288:2006
- Right or left hand door entry
- Soft magnetic door closing system
- Anti-fungal & UV resistant seals
- EZI clean glass [internal only] prevents the build-up of soap scum
- Drip-less door strips
- Wall channel fixing method
- Concealed stainless steel hinges, fixings & seals
- Matte black panels on the exterior of the glass screen



## PRODUCT SPECIFICATIONS

**Material:** Matte black aluminium  
 Clear 8mm toughened safety glass

**Length:** 1200mm (1185 - 1215) Adjustable wall channel (15mm)

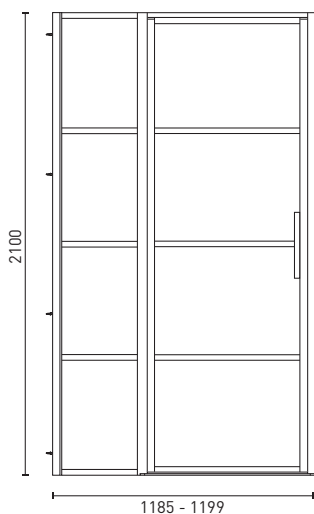
**Width:** 900mm [Adjustable wall bracket can be cut down to desired size]

**Height:** 2100mm

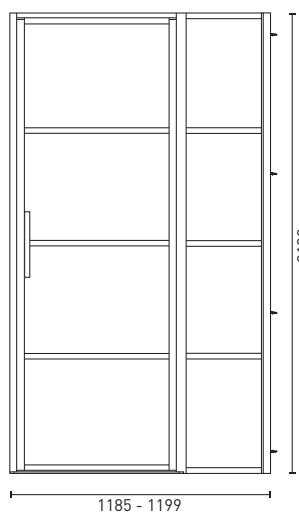
**Net Weight:** 57kgs (alcove screen) / 96kgs (alcove screen & return panel)

**Warranty:** 5 years\* (refer to [decina.com.au](http://decina.com.au))

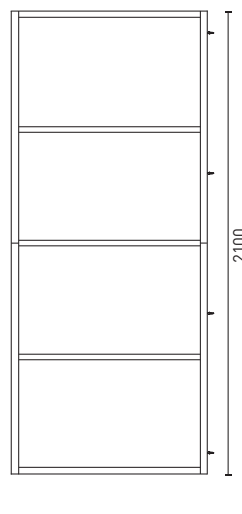
**MASSAL1200R** Alcove Shower Screen  
 (right handle)



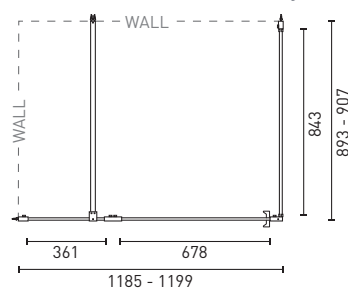
**MASSAL1200L** Alcove Shower Screen  
 (left handle)



**MASSRP900** Return Panel



**MASSAL1200R** Alcove Shower Screen (right handle)



**MASSAL1200L** Alcove Shower Screen (left handle)

