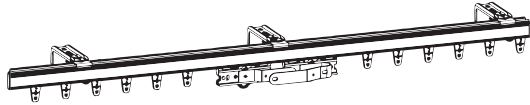
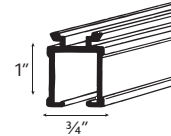


Architrac® Series 94003 Assembled Set

TRACK STYLE



DIMENSIONS



Track Overview

- Assembled sets includes all necessary components
- Most versatile baton/hand draw track
- Heavy duty, wheeled (Ripplefold™) or ball bearing (pleated) carriers
- Can be curved or bent
- Wall or ceiling mount available
- Fiberglass, steel or PVC baton attached to the lead master carrier is recommended for traversing the draperies.

Available Colors



White
94373025



Gray
94373090



Bronze
94373064



Black
94373059

Available Draw Types




Hand



Baton

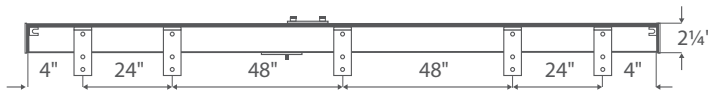
Specifications

PROFILE	DESCRIPTION	MATERIAL	HEADING STYLE	MOUNT	DRAW	MAX. TRACK SET LENGTH (FT.)	MAX. FABRIC WEIGHT (LBS.)	LBS. PER FT.
	94003 Cubicle Hand/Baton Draw can be angular bent using 12" radius or circular curved	Extruded of 0.050" 6063T5 aluminum alloy powder coat paint	Pleated, Ripplefold™	Ceiling, Wall, Recessed	One-Way	20	80	4
					Two-Way	40	160	4

Maximum track lengths and maximum fabric weights do not apply to curved tracks. Send complete specifications to customer service for feasibility.

Bracket Spacing

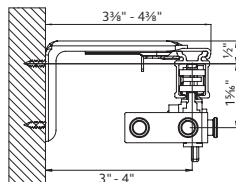
Place bracket at each end, place next bracket a maximum of 24" from first, then place remaining brackets at 48" intervals over the remainder of the track. Spacing may need to be shortened for heavier draperies.



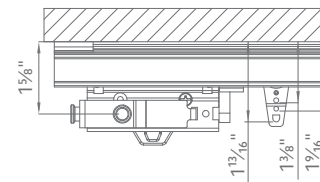
Installation

Install according to instructions.

WALL MOUNT



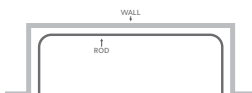
CEILING MOUNT



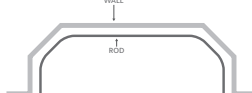
Bend Styles

All bends must include returns except corner with 90° bend.

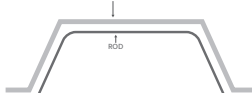
STYLE 1:
RECESS



STYLE 2:
BOW



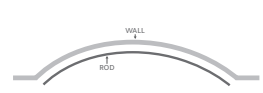
STYLE 3:
BAY



STYLE 4:
CORNER

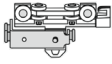

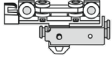
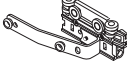

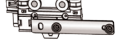


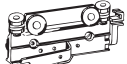



STYLE 5:
CURVED





Track Components










Wheeled Master Carriers

ITEM	PRODUCT NUMBER	NOTES
	Buttmaster Carriers Right 84211 Heading Style: Pleated, Ripplefold™ Color: 061 Zinc, 059 Black	Drapery panels butt together at center, no flat areas to overlap 
	Buttmaster Carriers Left 84212 Heading Style: Pleated, Ripplefold™ Color: 061 Zinc, 059 Black	
	Overlap Carriers Right 84203 Heading Style: Pleated, Ripplefold™ Color: 061 Zinc, 059 Black	Drapery panels overlap at center 
	Overlap Carriers Left 84204 Heading Style: Pleated, Ripplefold™ Color: 061 Zinc, 059 Black	
	Over the Top Carriers Right 84205 Heading Style: Pleated Color: 061 Zinc, 059 Black	
	Over the Top Carriers Left 84206 Heading Style: Pleated Color: 061 Zinc, 059 Black	
	Through Fabric Carriers Right 84207 Heading Style: Pleated Color: 061 Zinc, 059 Black	
	Through Fabric Carriers Left 84208 Heading Style: Pleated Color: 061 Zinc, 059 Black	

Ball Bearing Wheeled Carriers

ITEM	PRODUCT NUMBER	NOTES
	25mm Ball Bearing Carriers 9670 Color: 025 White	
	16mm Ball Bearing Carriers 86700 Color: 025 White, 061 Gray, 064 Bronze, 059 Black	

Ripplefold™ Wheeled Carriers

ITEM	PRODUCT NUMBER	NOTES
 1 7/8"	120% Ripplefold™ Carriers 82120 Color: 025 White, 059 Black	
 2 1/8"	100% Ripplefold™ Carriers 82100 Color: 025 White, 059 Black	
 2 3/8"	80% Ripplefold™ Carriers 82080 Color: 025 White, 059 Black	
 2 5/8"	60% Ripplefold™ Carriers 82060 Color: 025 White, 059 Black	
	Two Sides Snap Pendant 82001 Color: 025 White, 061 Gray, 064 Bronze, 059 Black	To be used with Ripplefold™ wheeled carriers. (82120, 82100, 82080, 82060)

**10 Year
Guarantee** **KIRSCH**[®]
EST. 1907

GUARANTEE • GUARANTEE • GUARANTEE • GUARANTEE

Kirsch[®] is proud to extend a 10 year warranty on all Kirsch[®] Drapery Hardware products manufactured after July 1, 2018 using all Kirsch[®] components. This is part of our commitment to providing the highest quality products, which has been our continued tradition since 1907.

COVERED

by a 10 year warranty

- Kirsch[®] Drapery Hardware products are covered for defects in materials, workmanship or failure to operate for as long as the original retail purchaser owns the products (unless shorter periods are provided below).
- All internal mechanisms.
- Components and brackets.
- Operational cords for a full 7 years from the date of purchase.
- Repairs and/or replacements will be made with like or similar parts or products.
- Kirsch[®] motorization components are covered for 5 years from the date of purchase.

NOT COVERED

by a 10 year warranty

- Any conditions caused by normal wear and tear.
- Abuse, accidents, misuse or alterations to the product.
- Exposure to the elements (sun damage, wind, water/moisture, salt air) and discoloration or fading over time.
- Failure to follow our instructions with respect to measurement, proper installation, cleaning or maintenance.
- Shipping charges, cost of removal and reinstallation.

Kirsch[®] (or its licensed fabricators/distributor) will repair or replace the product or components found to be defective.

TO OBTAIN WARRANTY SERVICE

- Contact your original dealer (place of purchase) for warranty assistance.
- Contact Kirsch[®] at (800) 252-2512 for technical support, certain parts free of charge, for assistance in obtaining warranty service or for further explanation of our warranty.

NOTE: In no event shall Kirsch[®] or its licensed fabricators/distributor be liable or responsible for incidental or consequential damages or for any other indirect damage, loss, cost or expense. Some states do not allow the exclusion or limitation of incidental or consequential damages, so the above exclusion or limitation may not apply to you. This warranty gives you specific legal rights, and you may also have other rights which vary from state to state.

Different warranty periods and terms apply for commercial products and applications.