




STEEL & FENCE



SUPPLY



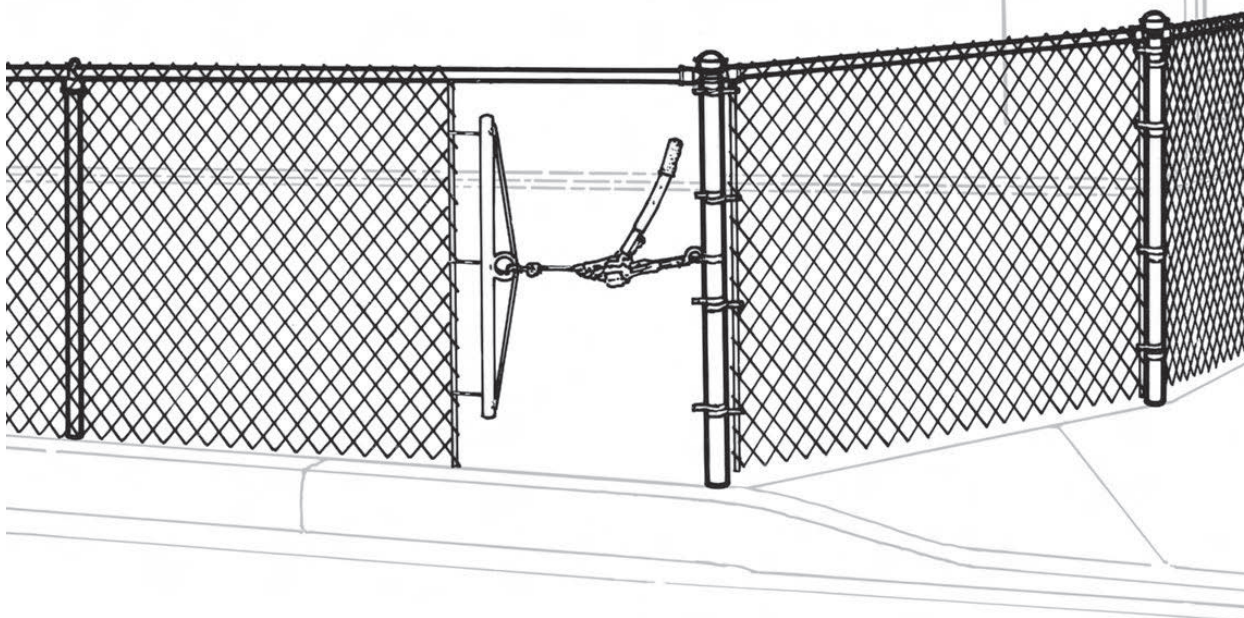
PRODUCT CATALOG





INSTALLATION INSTRUCTIONS

CHAIN-LINK FENCE AND GATE

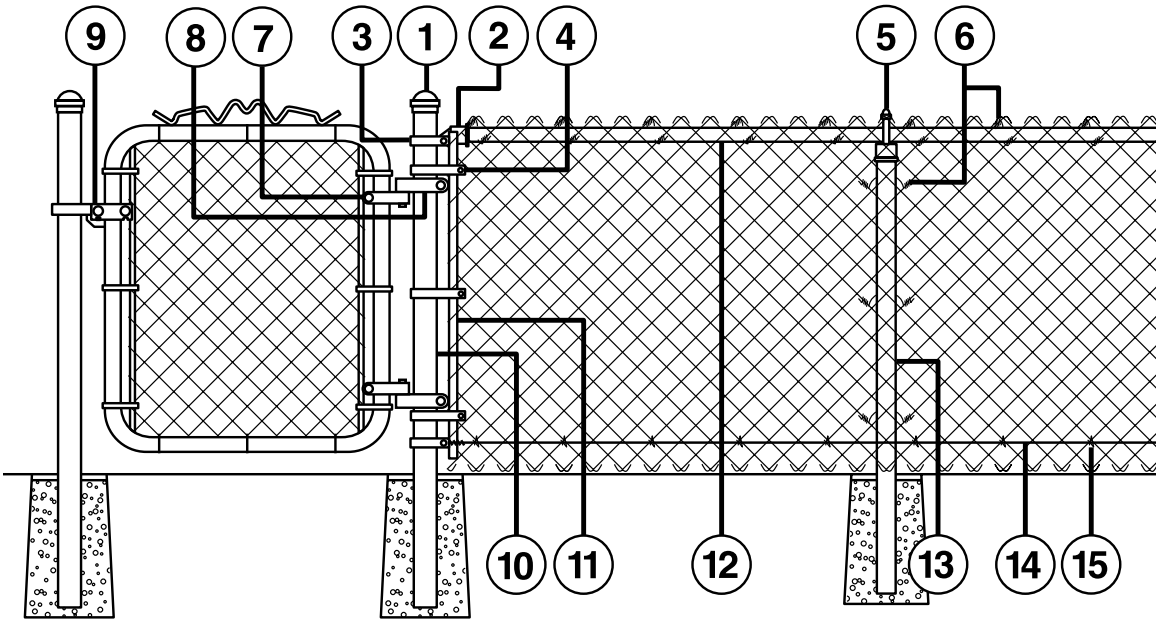


BEFORE YOU START, IT'S IMPORTANT TO CHECK...

- ...That fence footings do not exceed legally established property lines. If uncertain, refer to real estate agent's line plot or consult a professional surveyor.
- ...Local codes for specifications regarding frontage locations, allowable fence heights, etc. A permit may be required.
- ...With local utility companies for locations of underground cables or pipelines.

CHAIN-LINK FENCE AND GATE


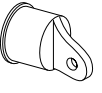

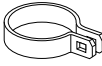




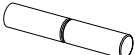



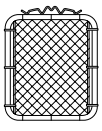

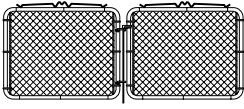








PARTS LIST



- | | | |
|---------------------|--------------------|-----------------------|
| ① Terminal Post Cap | ⑥ Fence Tie | ⑪ Tension Bar |
| ② Rail End | ⑦ Gate Frame Hinge | ⑫ Top Rail |
| ③ Rail End Band | ⑧ Gate Post Hinge | ⑬ Line Post |
| ④ Tension Band | ⑨ Gate Fork Latch | ⑭ Bottom Tension Wire |
| ⑤ Line Post Top | ⑩ Terminal Post | ⑮ Tension Wire Clip |



PARTS DESCRIPTION • QUANTITY TO USE / BUY

Chain-Link Fabric 	Same linear footage of fence less gate openings	<input type="checkbox"/>	Rail End ② 	1 for each end post 1 for each gate post 2 for each corner post	<input type="checkbox"/>
Terminal Post ⑩ (end, corner and gate posts) 	As required (2 for each gate)	<input type="checkbox"/>	Rail End Band ③ 	1 for each rail end	<input type="checkbox"/>
Line Post ⑬ (intermediate post) 	Divide the total footage of your fence (less gate openings) by 10 and subtract 1. Subtract 1 additional line post for each corner post used. Space line posts equidistant at intervals not exceeding 10 feet.	<input type="checkbox"/>	Tension Band ④ 	For each end post, use 3 for: 3', 42" or 4'; use 4 each for 5', and use 5 each for 6'. Same for gate posts. Double the quantity for corner posts.	<input type="checkbox"/>
Top Rail (plain or swedged end) ⑫ 	Same linear footage as fence fabric	<input type="checkbox"/>	Gate Post Hinge ⑧ 	2 for single swing gate 4 for double swing gate	<input type="checkbox"/>
Top Rail Sleeve 	1 for each length of plain end top rail. Not needed for swedged end top rail.	<input type="checkbox"/>	Gate Frame Hinge ⑦ 	2 for single swing gate 4 for double swing gate	<input type="checkbox"/>
Tension Bar ⑪ 	1 for each end post 1 for each gate post 2 for each corner post	<input type="checkbox"/>	Gate Fork Latch ⑨ 	1 for each single swing gate	<input type="checkbox"/>
Single Swing Gate 	Individual fittings as indicated below	<input type="checkbox"/>	Fence Tie ⑥ 	1 for every 24" of top rail and 1 for every 12" of line posts	<input type="checkbox"/>
Double Swing Gate 	Individual fittings as indicated below	<input type="checkbox"/>	5/16" x 1-1/4" Carriage Bolt 	1 for each rail end band 1 for each tension band	<input type="checkbox"/>
Terminal Post Cap ① 	1 for each terminal post	<input type="checkbox"/>	3/8" x 2" Carriage Bolt 	1 for each gate frame hinge	<input type="checkbox"/>
Line Post Top ⑤ 	1 for each line post	<input type="checkbox"/>	3/8" x 3" Carriage Bolt 	1 for each gate post hinge	<input type="checkbox"/>
			Bottom Tension Wire ⑭ 	Same linear footage of fence less gate openings	<input type="checkbox"/>
			Tension Wire Clip ⑮ 	1 for every 24" of tension wire	<input type="checkbox"/>
			Concrete Mix 	Approximately two 60-lb. sacks per post hole	<input type="checkbox"/>

TOOLS YOU WILL FIND USEFUL

String or Chalk Line and Stakes • Tape Measure • Post Hole Digger
Wheelbarrow, Shovel and Hoe to mix and transport concrete • Carpenter's Level
1/2" and 9/16" Wrench or Crescent Wrench • Hacksaw or Pipe Cutter
Fence Stretcher • Pliers • Tension Wire Clip (Hog Ring) Pliers



POST SPACING CHART	
DISTANCE BETWEEN TERMINAL POSTS	DISTANCE BETWEEN LINE POSTS
30'	10'
31'	7' 9"
32'	8'
33'	8' 3"
34'	8' 6"
35'	8' 9"
36'	9'
37'	9' 3"
38'	9' 6"
39'	9' 9"
40'	10'
41'	8' 2"
42'	8' 5"
43'	8' 6"
44'	8' 9"
45'	9'
46'	9' 2"
47'	9' 5"
48'	9' 7"
49'	9' 9"
50'	10'
51'	8' 6"
52'	8' 8"
53'	8' 10"
54'	9'
55'	9' 2"
56'	9' 4"
57'	9' 6"
58'	9' 8"
59'	9' 10"
60'	10'
61'	8' 8"
62'	8' 10"
63'	9'
64'	9' 1"
65'	9' 3"
66'	9' 5"
67'	9' 7"
68'	9' 8"
69'	9' 10"
70'	10'
71'	8' 10"
72'	9'
73'	9' 1"
74'	9' 3"
75'	9' 4"
76'	9' 6"
77'	9' 7"
78'	9' 9"
79'	9' 10"
80'	10'
81'	9'
82'	9' 1"
83'	9' 3"
84'	9' 4"
85'	9' 5"
86'	9' 7"
87'	9' 8"
88'	9' 9"
89'	9' 10"
90'	10'
91'	9' 1"
92'	9' 2"
93'	9' 4"
94'	9' 5"
95'	9' 6"
96'	9' 7"
97'	9' 8"
98'	9' 9"
99'	9' 10"
100'	10'

IN THE SPACE PROVIDED BELOW, MAKE A SKETCH OF YOUR FENCE LAYOUT



1 PREPARE FENCE LAYOUT

STEP 1

Locate your property's boundary lines. It is recommended that all posts be set approximately 4" inside the property line so that concrete footings do not encroach onto any adjoining property.

STEP 2

Measure the overall length of your planned fence to determine how many feet of chain-link fabric and top rail will be required (Fig. 1).

STEP 3

Mark the location of each terminal post (corner, end, and gate posts are called terminal posts) with a stake.

When determining the positions of gate posts remember that clearance for hinges, latches, etc., is included in the listed opening width of the gate. Therefore, if you ordered a gate for a 36" opening the post spacing should be exactly 36", inside post face to inside post face.

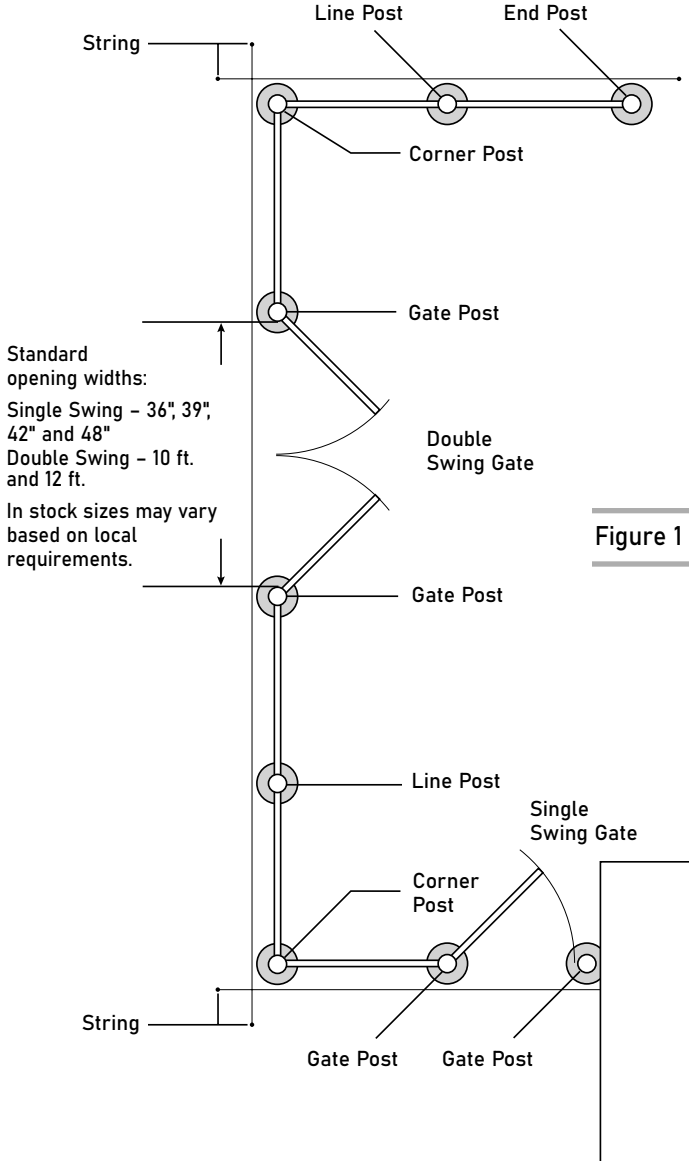


Figure 1

2 SETTING TERMINAL POSTS

STEP 1

Dig terminal post holes approximately 8" in diameter and 30" deep, with sloping sides (Fig. 2). The exact diameter and depth will be determined by local weather and soil conditions.

STEP 2

With crayon or chalk, mark the ground line on posts. Height, above level ground, of terminal posts will equal the height of the fence fabric plus 2".

STEP 3

Center the terminal posts in the holes. Make sure the posts are plumb and set at the correct height. (Crayon mark should be at ground level.) Surround posts with concrete in a continuous pour. Trowel finish around posts and slope downward to direct water away.

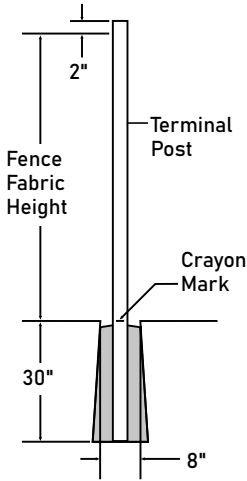


Figure 2

3 LOCATING AND SETTING LINE POSTS

STEP 1

When the terminal post footings have hardened enough to stabilize the posts, stretch a string line taut between terminal posts. The string should be positioned on the outside face of the posts 4" below the top (Fig. 3). Height, above level ground, of line posts will equal the height of the fabric minus 2".

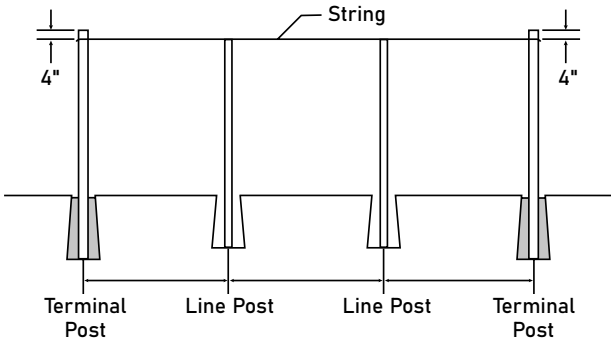


Figure 3

STEP 2

Measure the distance between terminal posts and refer to Post Spacing Chart to determine the distance between line posts. Dig line post holes 6" wide and 18" to 24" deep, with sloping sides (Fig. 4). Center the line posts in the holes. Make sure the posts are plumb, aligned with the centers of terminal posts, and set at the correct height. Surround posts with concrete in a continuous pour. Trowel finish around posts and slope downward to direct water away.

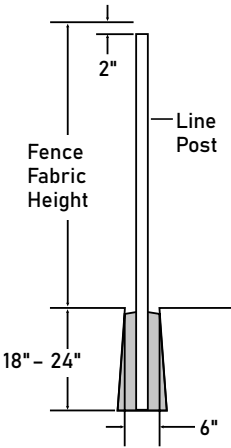


Figure 4



4 ADDING FITTINGS TO TERMINAL POSTS

STEP 1

After concrete footings have been allowed to sufficiently harden, slip the brace bands and tension bands onto the terminal posts. (Refer to parts list for the description and quantity of fittings that are required for various post types and heights.) The long flat surface of the tension band should face toward the outside of the fence (Fig 5).

NOTE: Take care not to spread or distort the fittings.

STEP 2

Apply all terminal post caps.

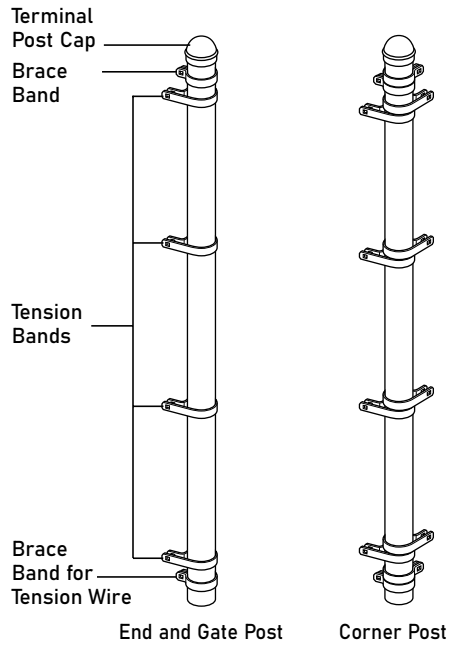


Figure 5

Terraced Ground

Corner post assembly is used at point A to allow fabric to follow terraced contour of ground (Fig. 6).

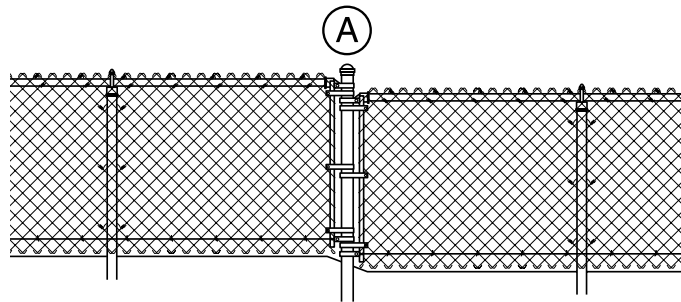


Figure 6

Very Uneven Ground

Corner post assembly is used at points A and B when ground rises or drops more than 15" per 100 linear feet (Fig. 7).

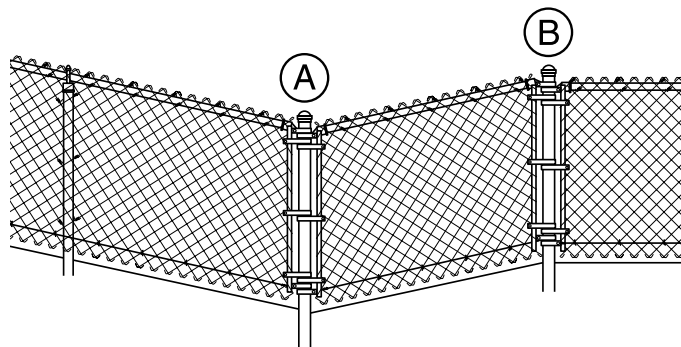


Figure 7

5 INSTALLING TOP RAILS

STEP 1
Place eye tops on the top of each line post. The off-set round side should be toward the outside of the fence (Fig. 8).

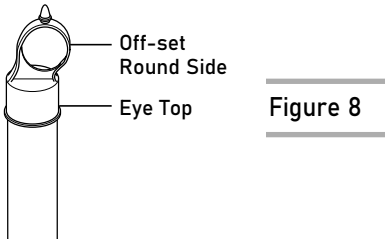


Figure 8

STEP 2
Insert one length of top rail through the eye top closest to a terminal post. Slip rail end onto the end of the top rail and attach it to a terminal post by using a brace band. Secure by using a 5/16" x 1-1/4" carriage bolt with the head to the outside of the fence (Fig. 9).

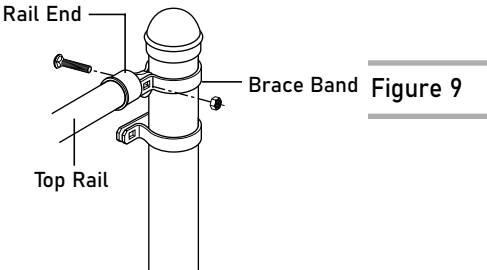


Figure 9

STEP 3
Continue by joining lengths of top rail together with top rail sleeves. (Fig. 10)

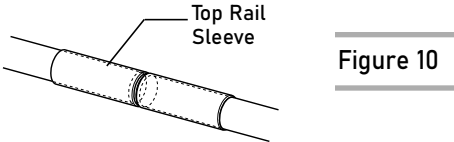


Figure 10

STEP 4
Upon reaching the next terminal post, measure carefully and cut the top rail to fit tightly between the last length of top rail and the rail end. Fasten rail end to brace band on the terminal post. Secure in place with a 5/16" x 1-1/4" carriage bolt (Fig. 11).

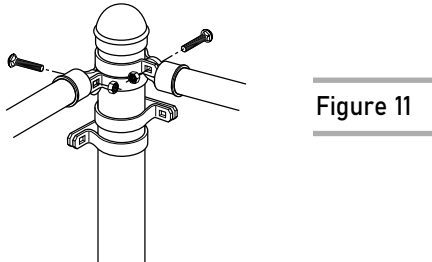


Figure 11

6 ADDING TENSION WIRE (Optional)

Wrap tension wire once around bottom brace band carriage bolt. Using pliers, twist several times to secure (Fig. 12). Tension wire should run along the same side of the posts as the fabric. Apply hog rings no more than 24" apart, or as needed to secure tension wire to chain link.

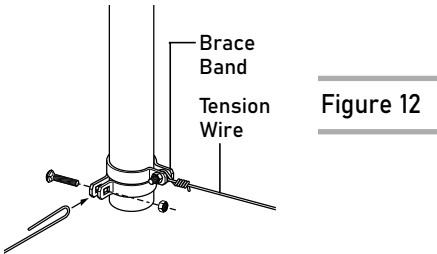


Figure 12



7 HANGING FENCE FABRIC

STEP 1

Starting at a terminal post, unroll chain-link fabric on the ground along the outside of the fence line to the next terminal post. Slide a tension bar through the first row of chain-link diamonds. Fasten evenly spaced tension bands (already on the post) to the tension bar using 5/16" x 1-1/4" carriage bolt with heads to the outside of the fence. (Figs. 13 & 14).

STEP 2

Walk along the fabric and stand it up against the fence frame, taking out the slack as you go. Loosely attach fabric to top rail with a few fence ties to hold it in place. Separate enough fabric from the roll to span the opening between the terminal posts.

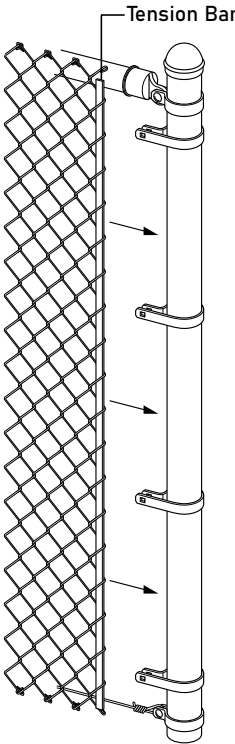


Figure 13

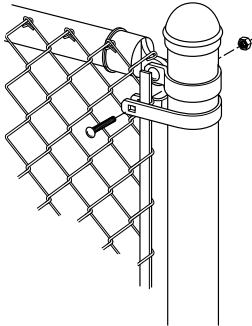


Figure 14

TO REMOVE EXCESS FABRIC:

Remove the excess fabric with pliers by opening the top and bottom loops (knuckles) of a single strand of wire at the desired point of separation. Unwind the strand up through the links until the fabric comes apart (Figs. 15 & 16).




Figure 15

TO SPLICE SECTIONS OF FABRIC:

Splice sections of chain-link fabric together using a single strand of wire, removed from the end of the fabric. Join the two sections by winding the loose strand down, corkscrew style, through the end links. Join and tighten the knuckles at top and bottom to secure.

NOTE: Before sections can be spliced, a second strand may be removed to provide a proper mesh.




Figure 16

8 STRETCHING FENCE FABRIC

STEP 1

Temporarily insert a tension bar about 3 feet inside the unattached end of fabric. Securely fasten one end of the fence stretcher to the tension bar and the other end to the terminal post (Fig. 17). Stretch the fabric. The correct fabric tension should allow a slight amount of give when squeezed by hand. Remove the temporary tension bar.

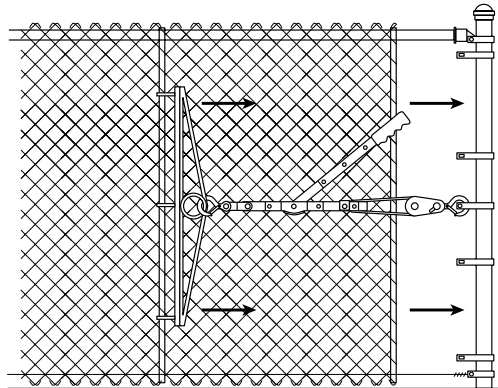


Figure 17

STEP 2

Adjust the fabric to exact length by adding or removing wire as shown in figures 15 and 16. Insert a tension bar at the end of the fabric and connect to tension bands on terminal post.

**HILLSIDE STRETCH — BIAS CUTTING:
(IF NECESSARY)**

If the top of the chain-link fabric does not create a right angle to the terminal post, the fabric must be cut on a bias so that the tension bar can slide into the fabric at the proper angle. Pull the chain-link fabric until the top or bottom, whichever is shortest, reaches the terminal post. The other corner of the fabric will extend past the terminal post. Insert the tension bar at an angle through the fabric parallel to the terminal post (Fig. 18). Remove the excess wire by cutting the strands that form the diamond at the tension bar leaving them long enough to bend over the bar. Do not cut every wire. The number of wires cut depends on the degree of slope and the height of the fence.

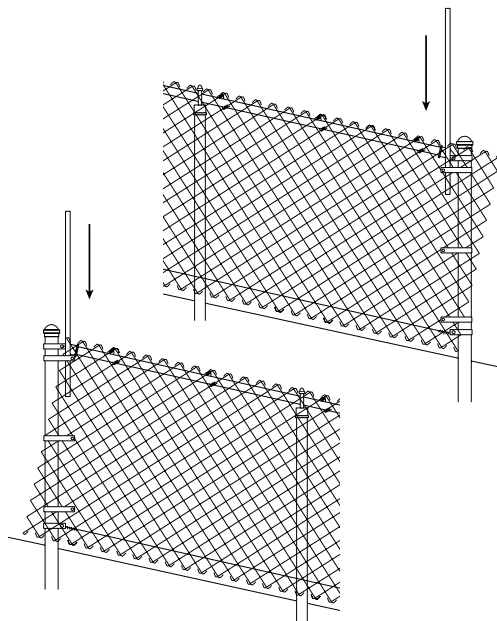


Figure 18

9 INSTALLING FENCE TIES

Fasten the fabric securely with fence ties spaced approximately 24" apart along the top rail and 12" apart on each line post (Fig 19). Finally, securely tighten nuts on all rail end bands and tension bands.




Figure 19

10 HANGING THE GATE

A similar installation procedure is used on both single swing and double swing gates (Figs. 20 & 21).

STEP 1

Apply gate post hinges to gate post approximately 8" from the top and bottom of the gate post with the top hinge pin pointing down and the bottom hinge pin pointing up. This will prevent the gate from being removed and/or from dropping off. Tighten all bolts securely.

STEP 2

Apply gate frame hinges to gate frame. Loosely fasten bolts so they can be easily adjusted on the gate frame. Hang gate(s) in place so that the bottom of the gate has approximately 2" of ground clearance. Tighten the bolts on the bottom frame hinge first, then adjust and tighten the bolts securely at the top.

STEP 3

Position gate fork latch at a convenient height. Tighten all bolts securely.

NOTE: Adjust drop rod assembly on the double swing gate to the correct height and tighten all bolts securely (Fig. 21).

SINGLE SWING GATE

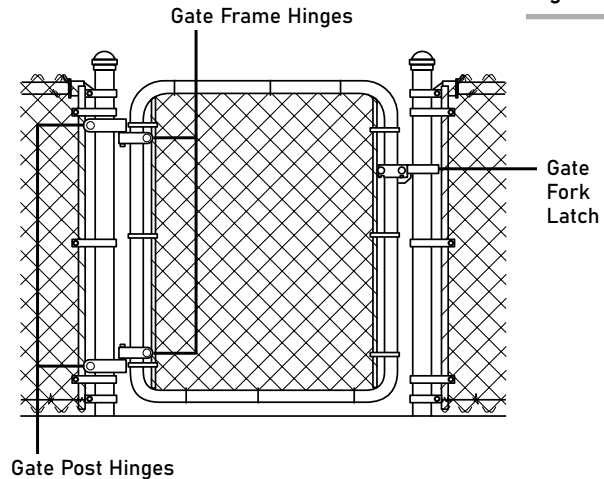


Figure 20

DOUBLE SWING GATE

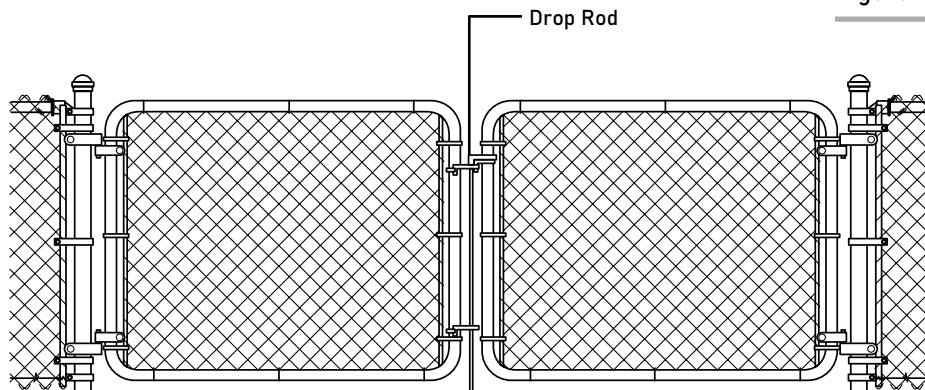


Figure 21

For more information, contact our Customer Service Department:
408-573-3779
1436 Terminal Ave, San Jose CA 95112
e-mail: sales@steelfence.com • www.steelfence.com







REGULAR TENSION BAND
14 GA X 3/4" **PRESSED STEEL GALVANIZED**



SIZE	PART NO.	BOX QTY	WEIGHT EACH
1 3/8"	TBR138	250	0.12
1 5/8"	TBR158	250	0.14
1 7/8"	TBR178	250	0.15
2 3/8"	TBR238	250	0.18
2 7/8"	TBR278	100	0.20
3 1/2"	TBR312	100	0.23
4"	TBR4	100	0.24
4 1/2"	TBR412	100	0.30
6 5/8"	TBR658	50	0.65
USE 5/16" x 1 1/4" CARRIAGE BOLT (CB516114)			

HEAVY TENSION BAND
12 GA X 1" **PRESSED STEEL GALVANIZED**



SIZE	PART NO.	BOX QTY	WEIGHT EACH
1 3/8"	TBH138	250	0.26
1 5/8"	TBH158	250	0.30
1 7/8"	TBH178	100	0.33
2 3/8"	TBH238	100	0.39
2 7/8"	TBH278	100	0.42
3 1/2"	TBH312	100	0.50
4"	TBH4	50	0.59
4 1/2"	TBH412	50	0.66
6 5/8"	TBH658	50	0.85
8 5/8"	TBH858	50	1.10
USE 3/8" X 1 1/2" CARRIAGE BOLT (CB38112)			

REGULAR BRACE BAND
14 GA. X 3/4" **PRESSED STEEL GALVANIZED**



SIZE	PART NO.	BOX QTY	WEIGHT EACH
1 3/8"	BBR138	250	0.13
1 5/8"	BBR158	250	0.15
1 7/8"	BBR178	250	0.18
2 3/8"	BBR238	250	0.21
2 7/8"	BBR278	100	0.24
3 1/2"	BBR312	100	0.30
4"	BBR4	100	0.34
4 1/2"	BBR412	100	0.36
6 5/8"	BBR658	50	0.65
USE 5/16" X 1 1/4" CARRIAGE BOLT (CB516114)			

HEAVY BRACE BAND
12 GA X 1" **PRESSED STEEL GALVANIZED**



SIZE	PART NO.	BOX QTY	WEIGHT EACH
1 3/8"	BBH138	250	0.20
1 5/8"	BBH158	250	0.25
1 7/8"	BBH178	100	0.26
2 3/8"	BBH238	100	0.32
2 7/8"	BBH278	100	0.36
3 1/2"	BBH312	100	0.44
4"	BBH4	50	0.49
4 1/2"	BBH412	50	0.55
6 5/8"	BBH658	50	0.77
8 5/8"	BBH858	50	1.02
USE 3/8" X 1 1/2" CARRIAGE BOLT (CB38112)			

1436 TERMINAL AVE, SAN JOSE CA 95112
408-573-3779



REGULAR 2-WAY BRACE BAND PRESSED STEEL - GALVANIZED



SIZE	PART NO.	BOX QTY	WEIGHT EACH
1 7/8" 180° 2-WAY	BLVD178	100	0.21
2 3/8" 180° 2-WAY	BLVD238	100	0.25
2 7/8" 180° 2-WAY	BLVD278	100	0.29
USE 5/16" X 1 1/4" CARRIAGE BOLT (CB516114)			

DOME TOP PRESSED STEEL - GALVANIZED



SIZE	PART NO.	BOX QTY	WEIGHT EACH
1 3/8"	DTPS138	250	0.12
1 5/8"	DTPS158	250	0.16
1 7/8"	DTPS178	200	0.27
2 3/8"	DTPS238	125	0.34
2 7/8"	DTPS278	100	0.53
3 1/2"	DTPS312	25	0.67
4"	DTPS4	25	1.00
4 1/2"	DTPS412	25	1.63
5 9/16"	DTPS5916	10	3.50
6 5/8"	DTPS658	10	3.50

DOME TOP - MALLEABLE CAST IRON - GALVANIZED



SIZE	PART NO.	BOX QTY	WEIGHT EACH
4"	DTM4	25	2.08
4 1/2"	DTM412	25	2.56
6 5/8"	DTM658	6	4.27
8 5/8"	DTM858	6	9.10

EYE-TOP LOOP CAP PRESSED STEEL - GALVANIZED



SIZE	PART NO.	BOX QTY	WEIGHT EACH
1 5/8" X 1 3/8"	ETPS158138	100	0.2
1 7/8" X 1 3/8"	ETPS178138	100	0.23
1 5/8" X 1 5/8"	ETPS158158	100	0.51
1 7/8" X 1 5/8"	ETPS178158	100	0.53
2 3/8" X 1 5/8"	ETPS238158	50	0.62
2 7/8" X 1 5/8"	ETPS278158	50	0.68
3 1/2" X 1 5/8"	ETPS312158	50	1.02
4" X 1 5/8"	ETPS4158	50	2.00

1436 TERMINAL AVE, SAN JOSE CA 95112
408-573-3779



BARB WIRE ARM UPRIGHT (VERTICAL)

PRESSED STEEL
GALVANIZED



SIZE	PART NO.	BAG QTY	WEIGHT EACH
1 5/8" X 1 5/8"	BAVTPS158158	25	1.65
1 7/8" X 1 5/8"	BAVTPS178158	25	1.70
2 3/8" X 1 5/8"	BAVTPS238158	25	1.80

BARB WIRE ARM 45 DEGREE

PRESSED STEEL
GALVANIZED



SIZE	PART NO.	BAG QTY	WEIGHT EACH
1 5/8" X 1 5/8"	BAPS158158	25	1.65
1 7/8" X 1 5/8"	BAPS178158	25	1.70
2 3/8" X 1 5/8"	BAPS238158	25	1.80
2 7/8" X 1 5/8"	BAPS278158	25	2.10
4" X 1 5/8"	BAPS4158	10	3.65

BARB WIRE V - ARM

PRESSED STEEL
GALVANIZED



SIZE	PART NO.	BAG QTY	WEIGHT EACH
1 7/8" X 1 5/8"	BAVPS178158	15	2.75
2 3/8" X 1 5/8"	BAVPS238158	15	3.00

CORNER ARM 45

PRESSED STEEL
GALVANIZED



SIZE	PART NO.	BAG QTY	WEIGHT EACH
2 3/8"	CAPS238	5	3.20
2 7/8"	CAPS278	5	3.50
4"	CAPS4	5	5.50

CORNER V - ARM

PRESSED STEEL
GALVANIZED



SIZE	PART NO.	BAG QTY	WEIGHT EACH
2 3/8"	CAVPS238	5	4.93
2 7/8"	CAVPS278	5	6.63
4"	CAVPS4	5	7.20

CORNER V - ARM

CAST IRON
GALVANIZED



SIZE	PART NO.	BAG QTY	WEIGHT EACH
2 3/8"	CAM238	5	4.93
2 7/8"	CAM278	5	6.63
4"	CAM4	5	7.20

CORNER V - ARM

CAST IRON
GALVANIZED



SIZE	PART NO.	BAG QTY	WEIGHT EACH
2 3/8"	CAVM238	5	4.93
2 7/8"	CAVM278	5	6.63
4"	CAVM4	5	7.20

1436 TERMINAL AVE, SAN JOSE CA 95112
408-573-3779



**RAIL END (OFFSET)
SINGLE OR DOUBLE HOLE** **PRESSED STEEL
GALVANIZED**




SIZE	PART NO.	BOX QUANTITY	WEIGHT EACH
1 3/8"	REPS138	100	0.29
1 5/8"	REPS158	100	0.33
1 7/8"	REPS178	50	0.39
2 3/8"	REPS238	50	0.49
1 5/8"	REPS158-2HOLE	100	0.39

TOP RAIL SLEEVE **PRESSED STEEL
GALVANIZED**



SIZE	PART NO.	BOX QUANTITY	WEIGHT EACH
1 3/8" X 6"	RS138	100	0.39
1 5/8" X 6"	RS158	50	0.53
1 7/8" X 6"	RS178	50	0.62

BRACE OR END RAIL CLAMP
*SOLD AS TWO PIECE SET
(POST SIZE x RAIL SIZE) **PRESSED STEEL
GALVANIZED**



SIZE	PART NO.	BOX QUANTITY	WEIGHT EACH
1 3/8" X 1 3/8"	BC138138	100	0.32
1 5/8" X 1 3/8"	BC158138	100	0.45
USE 5/16" X 2" CARRIAGE BOLT (CB5162)			
1 5/8" X 1 5/8"	BC158158	100	0.50
1 7/8" X 1 5/8"	BC178158	100	0.54
2 3/8" X 1 5/8"	BC238158	50	0.65
USE 5/16" X 2 1/2" CARRIAGE BOLT (CB516212)			

BRACE LINE RAIL CLAMP
*SOLD AS TWO PIECE SET
(POST SIZE x RAIL SIZE) **PRESSED STEEL
GALVANIZED**



SIZE	PART NO.	BOX QUANTITY	WEIGHT EACH
1 5/8" X 1 5/8"	BLRC158158	50	0.55
1 7/8" X 1 5/8"	BLRC178158	50	0.63
2 3/8" X 1 5/8"	BLRP238158	50	0.65
2 7/8" X 1 5/8"	BLRC278158	50	0.89
3 1/2" X 1 5/8"	BLRC312158	50	1.05
4" X 1 5/8"	BLRC4158	50	1.10
1 7/8" X 1 7/8"	BLRC178178	50	0.73
2 7/8" X 1 7/8"	BLRC278178	50	0.84
USES 5/16" OR 3/8" CARRIAGE BOLT - SUBJECT TO CLAMP SIZE			

SADDLE CLAMP
*SOLD AS TWO PIECE SET, BOLT SOLD SEPARATELY **PRESSED STEEL
GALVANIZED**



SIZE	PART NO.	BOX QTY	WEIGHT EACH
1 3/8" X 1 3/8"	SC138	100	0.59
1 5/8" X 1 5/8"	SC158	50	0.71
USE 3/8" X 1 1/2" CARRIAGE BOLT			

PANEL CLAMP
*SOLD AS TWO PIECE SET, BOLT SOLD SEPARATELY **PRESSED STEEL
GALVANIZED**



SIZE	PART NO.	BOX QTY	WEIGHT EACH
1 3/8" X 1 3/8"	PC138	100	0.50
1 5/8" X 1 5/8"	PC158	50	0.67
1 7/8" X 1 7/8"	PC178	50	0.75
USE 3/8" X 3" CARRIAGE BOLT (CB178178)			



TENSION BAR 3/16" X 5/8" (MINI MESH)
*USE WITH 1" CHAIN LINK DIAMOND
PRESSED STEEL GALVANIZED



SIZE	PART NO.	BOX QUANTITY	WEIGHT EACH
46"	TBARM46	25	0.90
58"	TBARM58	25	1.14
70"	TBARM70	25	1.40
82"	TBARM82	25	1.61
94"	TBARM94	25	1.84
118"	TBARM118	25	2.31
142"	TBARM142	25	2.78

TENSION BAR 3/16" X 3/4"
*USE WITH 2" CHAIN LINK DIAMOND
PRESSED STEEL GALVANIZED




SIZE	PART NO.	BOX QUANTITY	WEIGHT EACH
34"	TBARH34	25	1.35
40"	TBARH40	25	1.59
46"	TBARH46	25	1.83
58"	TBARH58	25	2.31
70"	TBARH70	25	2.79
82"	TBARH82	25	3.27
94"	TBARH94	25	3.74
118"	TBARH118	25	4.70
142"	TBARH142	25	5.66

TRUSS ROD - ONE END THREADED
3/8" DIAMETER WITH NUT
PRESSED STEEL GALVANIZED



SIZE	PART NO.	BOX QUANTITY	WEIGHT EACH
10' 6"	TR106	25	3.95
12"	TR12	25	4.51

TRUSS ROD TIGHTENER
PRESSED STEEL GALVANIZED



SIZE	PART NO.	BOX QUANTITY	WEIGHT EACH
INDUSTRIAL	ITT	100	0.45



GATE FRAME HINGE **PRESSED STEEL**
HEAVY DUTY - BOLT SOLD SEPERATE **GALVANIZED**



SIZE	PART NO.	BOX QTY	WEIGHT EACH
1 3/8" X 5/8"	FH138	100	0.28
USE 3/8" X 2" CARRIAGE BOLTS (CB382)			
1 5/8" X 5/8"	FH158	100	0.52
USE 3/8" X 2" CARRIAGE BOLTS (CB382)			
1 7/8" X 5/8"	FH178	100	0.54
USE 3/8" X 2 1/4" CARRIAGE BOLTS (CB38214)			

POST HINGE **PRESSED STEEL**
HEAVY DUTY - BOLT SOLD SEPERATE **GALVANIZED**



SIZE	PART NO.	BOX QTY	WEIGHT EACH
1 3/8" X 5/8"	PH138	50	0.44
USE 3/8" X 2" CARRIAGE BOLTS (CB382)			
1 5/8" X 5/8"	PH158	50	0.76
USE 3/8" X 2 1/4" CARRIAGE BOLTS (CB38214)			
1 7/8" X 5/8"	PH178	50	0.80
USE 3/8" X 2 1/2" CARRIAGE BOLTS (CB38212)			
2 3/8" X 5/8"	PH238	50	0.82
USE 3/8" X 3" CARRIAGE BOLTS (CB383)			
2 7/8" X 5/8"	PH278	50	1.11
USE 3/8" X 3 1/2" CARRIAGE BOLTS (CB38312)			

BULLDOG HINGE **PRESSED STEEL**
*BOTTOM BALL SOLD SEPARATELY **GALVANIZED**



SIZE (POST X FRAME)	PART NO.	BOX QTY	WEIGHT EACH
2 3/8" X 1 5/8" OR 1 7/8"	BDH238	10	3.20
2 7/8" X 1 5/8" OR 1 7/8"	BDH278	10	3.30
3 1/2" X 1 5/8" OR 1 7/8"	BDH312	10	3.5
4" X 1 5/8" OR 1 7/8"	BDH4	10	3.70
4 1/2" X 1 5/8" OR 1 7/8"	BDH412	10	3.90
6 5/8" X 1 5/8" OR 1 7/8"	BDH658	4	5.90
USE (x1) 1-5/8" or 1-7/8" BOTTOM BALL PER GATE BBM158 OR BBM178			

180° INDUSTRIAL HINGE **PRESSED STEEL**
 GALVANIZED



SIZE	PART NO.	BOX QTY	WEIGHT EACH
2 3/8" X 1 5/8" OR 1 7/8"	IH238	10	3.00
2 7/8" X 1 5/8" OR 1 7/8"	IH278	10	3.20
3 1/2" X 1 5/8" OR 1 7/8"	IH312	10	4.00
4" X 1 5/8" OR 1 7/8"	IH4	10	4.20
4 1/2" X 1 5/8" OR 1 7/8"	IH412	10	4.50
5 9/16" X 1 5/8" OR 1 7/8"	IH5916	4	5
6 5/8" X 1 5/8" OR 1 7/8"	IH658	4	6.00

1436 TERMINAL AVE, SAN JOSE CA 95112
408-573-3779



HANGER BOLT HINGE WITH 2 NUTS
PRESSED STEEL GALVANIZED




SIZE	PART NO.	BOX QTY	WEIGHT EACH
5/8" X 6"	HB6	200	0.74
5/8" X 8"	HB8	150	0.84
5/8" X 10"	HB10	125	1.07
5/8" X 12"	HB12	125	1.23

LAG SCREW HINGE
PRESSED STEEL GALVANIZED



SIZE	PART NO.	BOX QTY	WEIGHT EACH
5/8" X 4 1/2"	LSH412	300	0.52
5/8" X 6"	LSH6	250	0.62

GATE KEEPER *BOLTS INCLUDED
MALLEABLE CAST IRON GALVANIZED




SIZE	PART NO.	BOX QTY	WEIGHT EACH
1 5/8" MALLEABLE	GKM158	20	2.22

GATE CENTER STOP MUSHROOM TYPE
MALLEABLE CAST IRON GALVANIZED




SIZE	PART NO.	BOX QTY	WEIGHT EACH
MALLEABLE IRON	MCS	5	3.50

GATE ELL
ALUMINUM



SIZE	PART NO.	BOX QTY	WEIGHT EACH
1 3/8"	CEA138	100	0.36

GATE CORNER ELBOW SCREWS SOLD SEPERATELY
PRESSED STEEL GALVANIZED



SIZE	PART NO.	BOX QTY	WEIGHT EACH
1 3/8"	CEPS138	20	2.5
1 5/8"	CEPS158	20	2.5
1 7/8"	CEPS178	20	2.5
USE SELF TAPPING SCREW (TS114)			

WELD-ON CAP
PRESSED STEEL GALVANIZED



SIZE	PART NO.	BOX QTY	WEIGHT EACH
1 3/8"	WOC138	100	0.08
1 5/8"	WOC158	100	0.10
1 7/8"	WOC178	100	0.13

1436 TERMINAL AVE, SAN JOSE CA 95112
408-573-3779



FORK LATCH ASSEMBLY
(MOUNTING SIZE X LATCHING SIZE)


MALLEABLE CAST IRON GALVANIZED



SIZE (GATE FRAME X LATCHING POST)	PART NO.	BOX QTY	WEIGHT EACH
1 3/8" X 1 7/8"	MFL138178	25	1.40
1 3/8" X 2 3/8"	MFL138238	25	1.45
1 3/8" X 2 7/8"	MFL138278	25	1.55
1 5/8" X 1 7/8"	MFL158178	25	1.50
1 5/8" X 2 3/8"	MFL158238	25	1.55
1 5/8" X 2 7/8"	MFL158278	25	1.61
1 5/8" X 4"	MFL1584	25	1.89
1 7/8" X 2 3/8"	MFL178238	20	1.54
1 7/8" X 2 7/8"	MFL178278	20	1.65
1 7/8" X 4"	MFL1784	20	1.90

INDUSTRIAL DROP ROD
NOTE: OPTIONAL WITH 4 GUIDES AND 2 FORKS


PRESSED STEEL GALVANIZED



SIZE	PART NO.	BOX QTY	WEIGHT EACH
1 5/8' MTG KIT	IDRMK158	10	4.80
1 7/8" MTG KIT	IDRMK178	10	4.98
(MOUNTING KIT INCLUDES: 1 FORK, 3 GUIDES W/BOLTS)			
1 5/8" GUIDE ONLY	IDRG158	75	0.99
1 7/8" GUIDE ONLY	IDRG178	75	1.05
1 5/8" - 1 7/8" FORK ONLY	IDRG158178	25	1.54

ROLO LATCH
FOR ROLLING GATES
BRACE BANDS SOLD SEPARATELY

PRESSED STEEL GALVANIZED



SIZE	PART NO.	BOX QTY	WEIGHT EACH
1 5/8" FRAME W/O BANDS	RL158	10	2.35
1 7/8" FRAME W/O BANDS	RL178	10	2.39

LOCK 'N' LATCH
HEAVY DUTY
FOR ROLLING GATES
BRACE BANDS (SOLD SEPARATELY)

PRESSED STEEL GALVANIZED



SIZE	PART NO.	BOX QTY	WEIGHT EACH
OFFSET		10	1.50
LATCHES TO 1 5/8" OR 1 7/8" O.D FRAME - FOR SINGLE ROLLING GATE.			
STANDARD		10	1.50
LATCHES TO 1 5/8" OR 1 7/8" O.D FRAME - FOR SINGLE OR DOUBLE ROLLING GATE.			

1436 TERMINAL AVE, SAN JOSE CA 95112
408-573-3779



SWIVEL WHEEL FOR SWING GATE
NOTE: BOLTS INCLUDED

PRESSED STEEL
GALVANIZED



SIZE	PART NO.	BOX QTY	WEIGHT EACH
FITS 1 3/8" FRAME	SW138	4	4.62
FITS 1 5/8" FRAME	SW158	4	4.71
FITS 1 7/8" FRAME	SW178	4	4.83

RUBBER WHEEL

PRESSED STEEL
GALVANIZED



SIZE	PART NO.	BOX QTY	WEIGHT EACH
6" STEEL HUB WHEEL WITH 5/8" BEARING	RWPS6	6	2.17
8" STEEL HUB WHEEL WITH 5/8" BEARING	RWPS8	6	3.50
6" ALUMINUM HUB WHEEL WITH 5/8" BEARING AND GREASE FITTING	RWA6	6	3.6
8" ALUMINUM HUB WHEEL WITH 5/8" BEARING AND GREASE FITTING	RWA8	6	3.75

SINGLE - WHEEL CARRIER
WELD - ON TYPE, 5/8" AXLE.

PRESSED STEEL
GALVANIZED



SIZE	PART NO.	BOX QTY	WEIGHT EACH
1 5/8" FRAME, 6" WHEEL	SW1586	4	4.8
1 5/8" FRAME, 8" WHEEL	SW1588	4	7.21
1 7/8" FRAME, 6" WHEEL	SW1786	4	4.82
1 7/8" FRAME, 8" WHEEL	SW1788	4	7.23

RESIDENTIAL DOUBLE - WHEEL CARRIER
CLAMP-ON TYPE 5/8" AXLE.

PRESSED STEEL
GALVANIZED




SIZE	PART NO.	BOX QTY	WEIGHT EACH
1 5/8" OR 1 7/8" FRAME, 6" WHEEL	RDW6	4	6.25
1 5/8" OR 1 7/8" FRAME, 8" WHEEL	RDW8	4	9.25

1436 TERMINAL AVE, SAN JOSE CA 95112
408-573-3779



INDUSTRIAL DOUBLE-WHEEL CARRIER **PRESSED STEEL**
CLAMP-ON TYPE 5/8" AXLE, 12" WHEEL BASE **GALVANIZED**



SIZE	PART NO.	BOX QTY	WEIGHT EACH
1 5/8" OR 1 7/8" FRAME, 6" WHEEL <i>STEEL HUB WHEELS</i>	IDW6	4	8.50
1 5/8" OF 1 7/8" FRAME, 8" WHEELS <i>STEEL HUB</i>	IDW8	4	12.38

V-GROOVE WHEEL **MALLEABLE CAST IRON**
WITH BUSHING, WITHOUT AXLE. **GALVANIZED**
NOTE: BOLTS INCLUDED



SIZE	PART NO.	BOX QTY	WEIGHT EACH
4" WHEEL	VGW4	4	5.00
6" WHEEL	VGW6	4	6.08

V-GROOVE, SINGLE WHEEL CARRIER **PRESSED STEEL**
WELD-ON TYPE 5/8" AXLE. **GALVANIZED**



SIZE	PART NO.	BOX QTY	WEIGHT EACH
1 5/8" FRAME, 6" WHEEL	SWV158	4	9.00

V-GROOVE DOUBLE-WHEEL CARRIER **PRESSED STEEL**
CLAMP-ON TYPE 5/8" AXLE. **GALVANIZED**




SIZE	PART NO.	BOX QTY	WEIGHT EACH
1 5/8" OR 1 7/8" FRAME	IDWVG6	4	12.00

1436 TERMINAL AVE, SAN JOSE CA 95112
408-573-3779



PIPE TRACK WHEEL CARRIER **PIPE TRACK WHEEL CARRIER**
NOTE: FOR 1 5/8" O.D PIPE TRACK. BOLTS INCLUDED



SIZE	PART NO.	BOX QTY	WEIGHT EACH
5" P.S WHEEL W/ DBL BRACKET	RWPSDBL	4	4.55
5" MALL WHEEL W/ DBL BRACKET	RWMDBL	4	7.92

TRACK BRACKET HEAVY DUTY **PRESSED STEEL GALVANIZED**



SIZE	PART NO.	BOX QTY	WEIGHT EACH
1 5/8" OR 1 7/8" POST	TB158178	20	2.55
2 3/8" OR 2 7/8" POST	TB238278	20	2.65
4" POST	TB4	20	2.92

TRACK BRACKET BAND TYPE **PRESSED STEEL GALVANIZED**
USE 1 5/8" O.D PIPE TRACK. *BRACE BANDS SOLD SEPERATELY



SIZE	PART NO.	BOX QTY	WEIGHT EACH
UNIVERSAL	TBBT	20	1.38

TRACK BRACKET FLAT BACK TYPE **PRESSED STEEL GALVANIZED**
NOTE: USE WITH 1 5/8" O.D PIPE TRACK. BOLTS (SOLD SEPERATELY)



SIZE	PART NO.	BOX QTY	WEIGHT EACH
FLAT BACK	TBFB	20	1.93

1436 TERMINAL AVE, SAN JOSE CA 95112
 408-573-3779



CARRIAGE BOLTS WITH NUT
*SOLD PER BOX

STEEL
GALVANIZED



SIZE	PART NO.	BOX QTY	WEIGHT EA.
5/16" X 1 1/4"	CB516114	100	0.039
5/16" X 1 1/2"	CB516112	100	0.045
5/16" X 2"	CB5162	100	0.051
3/8" X 1 1/4"	CB38114	100	0.061
3/8" X 1 1/2"	CB38112	100	0.066
3/8" X 2"	CB382	100	0.078
3/8" X 2 1/4"	CB38214	100	0.084
3/8" X 2 1/2"	CB38212	100	0.09
3/8" X 3"	CB383	100	0.101
3/8" X 3 1/2"	CB38312	100	0.112

LOCK BOX SINGLE HOLE


PLAIN
STEEL



SIZE	PART NO.	BOX QTY	CASE WEIGHT
2 3/4" BACKSET	LBSH234	1	1.00
2 3/8" BACKSET	LBSH238	1	1.00

LOCK BOX DOUBLE HOLE

PLAIN
STEEL



SIZE	PART NO.	BOX QTY	CASE WEIGHT
2 3/8" BACKSET	LBDH238	1	1.00

CONCRETE MIX



SIZE	PART NO.	BOX QTY	WEIGHT EA.
50 LB BAG	CONMIX50	X	50
5 GAL QUIK-ROK	QS50	X	50

TURN BUCKLE

ZINC PLATED / GALVANIZED



SIZE	PART NO.	BOX QTY	WEIGHT EA.
3/8" X 6" MALLEABLE BODY	TBM6	100	0.50

SLEEVE ANCHOR (IMPORT)

ZINC PLATED



SIZE	PART NO.	BOX QTY	WEIGHT EA.
1/2" X 2 1/4"	SA12214	25	0.50
5/8" X 3"	SA583	10	0.50

HOG RINGS

SOLD PER POUND

PRESSED STEEL

GALVANIZED



SIZE	PART NO.	QTY. PER LB (Aprox.)	CASE
9 GA - STEEL	HRG09	80	50.00
10 GA - STEEL	HRG10	100	25.00
12 1/2 GA. - STEEL	HRG1212	120	25.00

FLOOR FLANGE

WELD ON TYPE

PRESSED STEEL

GALVANIZED



SIZE	PART NO.	BOX QTY	WEIGHT EA.
6" X 6" X 1/4"	FF66	10	2.5
8" X 8" X 1/4"	FF88	10	4.56
3" X 6" X 1/4"	FF36	10	1.25
6" X 6" X 3/8"	FF6638	10	2.5
8" X 8" X 3/8"	FF8838	10	4.56

1436 TERMINAL AVE, SAN JOSE CA 95112
408-573-3779



FLOOR FLANGE
ROUND TYPE

PRESSED STEEL
GALVANIZED



SIZE	PART NO.	BOX QTY	WEIGHT EA.
1 7/8" ROUND	FF178RND	10	2.3

BARBED WIRE, NON-SPEC **ZINC COATED STEEL - COMMERCIAL QUALITY**
TWO STRANDS 12 1/2 GA., 14 GA BARBS.
NOTE: SOLD PER ROLL



SIZE	PART NO.	QTY PER ROLL	WEIGHT EA.
4 PT.	BW4P1212	1320'	82.00

WEAVING WIRE - SMOOTH **PRESSED STEEL GALVANIZED**
NOTE: SOLD ONLY IN 10 LB. INCREMENTS
*WEIGHTS ARE APPROXIMATE



SIZE	PART NO.	PER ROLL	COIL WEIGHT
9 GA.	TW9	140'	10 lbs.

TENSION WIRE - MARCELLED SPRING **PRESSED STEEL GALVANIZED**
NOTE: ONLY SOLD IN FULL COILS.



SIZE	PART NO.	LENGTH PER ROLL	WEIGHT EA.
7GA, CLASS 4 SPRING 250"	TW7250	250'	82.00
7GA, CLASS 4 SPRING 500"	TW7500	500'	82.00
7GA, CLASS 4 SPRING 1000"	TW71000	1000'	82.00

FLOOR FLANGE
BOLT ON TYPE

PRESSED STEEL
GALVANIZED



SIZE	PART NO.	BOX QTY	WEIGHT EA.
1 7/8"	FF178	10	4.10
2 3/8"	FF238	10	5.00
2 7/8"	FF278	10	6.15
4"	FF4	10	9.40

RAZOR RIBBON **STAINLESS STEEL BARBED TAPE**
NOTE: EACH ROLL COVERS APPROXIMATELY 30'



SIZE	PART NO.	PER COIL	COIL WEIGHT
18"	RAZOR18	50'	12.00

TIES - "J" HOOK TYPE
SOLD IN QUANTITIES OF 100



SIZE	PART NO.	BOX QTY	CASE WEIGHT
6 1/2", 9 GA.	TIES090612	1000	36.20
7 1/2", 9 GA.	TIES090712	1000	41.30
9 1/2", 9 GA.	TIES090912	1000	51.20
13", 9 GA.	TIES0913	1000	67.30
6 1/2", 11 GA.	TIES110612	2000	24.20
7 1/2", 11 GA.	TIES110712	1000	27.40
10", 11 GA.	TIES1110	1000	35.40
13", 11 GA.	TIES1113	1000	45.00
7 1/2", 12 GA.	TIES120712	1000	27.20

CANE BOLT WITH GUIDES

ZINC



SIZE	PART NO.
1/2" X 18"	CB01218
5/8" X 24"	CB05824

1436 TERMINAL AVE, SAN JOSE CA 95112
408-573-3779




2 1/4" X 11 1/2 GA GBW CHAIN LINK
FEET PER ROLL: 50 0.80 OZ/ FT ZINC COATING




HEIGHT	K.K. SELVAGE PART NO.	K.B. SELVAGE PART NO.	WEIGHT PER FOOT
6'	214111272KK	N/S	2.40

2" X 11 GA GBW CHAIN LINK
FEET PER ROLL: 50 1.2 OZ/ FT ZINC COATING




HEIGHT	K.K. SELVAGE PART NO.	K.B. SELVAGE PART NO.	WEIGHT PER FOOT
3'	21136KK	N/A	2.18
3 1/2"	21142KK	N/A	2.50
4'	21148KK	N/A	2.87
5'	21160KK	N/A	3.59
6'	21172KK	21172KB	4.30
7'	21184KK	21184KB	5.02
8'	21196KK	21196KB	5.78
10'	211120KK	211108KB	7.18
12'	211144KK	211120KB	8.61

2" X 9 GA GBW CHAIN LINK
FEET PER ROLL: 50 1.2 OZ/ FT ZINC COATING




HEIGHT	K.K. SELVAGE PART NO.	K.B. SELVAGE PART NO.	WEIGHT PER FOOT
3'	2936KK	N/A	2.23
3-1/2"	2942KK	N/A	2.61
4'	2948KK	N/A	2.98
5'	2960KK	N/A	3.71
6'	2972KK	2972KB	4.46
7'	2984KK	2984KB	5.20
8'	2996KK	2996KB	5.95
10'	29120KK	29108KB	7.44
12'	29144KK	29120KB	8.92

1 3/4" X 11 GA GBW CHAIN LINK
FEET PER ROLL: 50 1.2 OZ/ FT ZINC COATING



HEIGHT	K.K. SELVAGE PART NO.	K.B. SELVAGE PART NO.	WEIGHT PER FOOT
3'	1341136KK	K.K.	1.7
10'	13411120KK	K.K.	5.65
12'	13411144KK	K.K.	6.78

1 3/4" X 9 GA GBW CHAIN LINK
FEET PER ROLL: 50 1.2 OZ/ FT ZINC COATING




HEIGHT	K.K. SELVAGE PART NO.	K.B. SELVAGE PART NO.	WEIGHT PER FOOT
3'	134936KK	K.K.	2.544
10'	1349120KK	K.K.	8.48
12'	1349144KK	K.K.	10.18

1436 TERMINAL AVE, SAN JOSE CA 95112
408-573-3779




1 3/4" X 8 GA FINISH VINYL COATED 11 GA CORE
FEET PER ROLL: 50 (EXTRUDED PVC)




HEIGHT	PART NO.	SELVEDGE	WEIGHT PER FOOT
3'	13411836KKBL	K.K.	1.96
3-1/2'	13411842KKBL	K.K.	2.29
4'	13411848KKBL	K.K.	2.61
5'	13411860KKBL	K.K.	3.27
6'	13411872KKBL	K.K.	3.92
7'	13411884KKBL	K.K.	4.57
8'	13411896KKBL	K.K.	5.22
10'	134118120KKBL	K.K.	6.53
12'	134118144KKBL	K.K.	7.84

1 3/4" X 8 GA FINISH VINYL COATED 9 GA CORE
FEET PER ROLL: 50 (FUSE BONDED PVC)



HEIGHT	PART NO	SELVEDGE	WEIGHT PER FOOT
3'	1349836KKBL	K.K.	2.71
3-1/2'	1349842KKBL	K.K.	3.16
4'	1349848KKBL	K.K.	3.62
5'	1349860KKBL	K.K.	4.52
6'	1349872KKBL	K.K.	5.44
7'	1349884KKBL	K.K.	6.33
8'	1349896KKBL	K.K.	7.23
10'	13498120KKBL	K.K.	9.00
12'	13498144KKBL	K.K.	10.84

2" X 8 GA FINISH VINYL COATED 11 GA CORE
FEET PER ROLL:50 (EXTRUDED PVC)




HEIGHT	PART NO	SELVEDGE	WEIGHT PER FOOT
3'	211836KKBL	K.K.	1.61
3-1/2'	211842KKBL	K.K.	1.87
4'	211848KKBL	K.K.	2.14
5'	211860KKBL	K.K.	2.68
6'	211872KKBL	K.K.	3.21
7'	211884KKBL	K.K.	3.57
8'	211896KKBL	K.K.	4.28
10'	2118120KKBL	K.K.	5.35
12'	2118144KKBL	K.K.	6.42

1436 TERMINAL AVE, SAN JOSE CA 95112
408-573-3779



SLATTED CHAIN LINK PDS SLATS
COLOR: BEIGE GALVANIZED CHAIN LINK
FEET PER ROLL: 25 3 1/2" X 5" MESH, 9 GAUGE



HEIGHT	PART NO.	WEIGHT PER FOOT
4'	PDS48BE	4.96
5'	PDS60BE	6.21
6'	PDS72BE	7.46
7'	PDS84BE	8.87
8'	PDS96BE	9.93
10'	PDS120BE	12.42
12'	PDS144BE	14.87

SLATTED CHAIN LINK PDS SLATS
COLOR: RED GALVANIZED CHAIN LINK
FEET PER ROLL: 25 3 1/2" X 5" MESH, 9 GAUGE



HEIGHT	PART NO.	WEIGHT PER FOOT
4'	PDS48RD	4.96
5'	PDS60RD	6.21
6'	PDS72RD	7.46
7'	PDS84RD	8.87
8'	PDS96RD	9.93
10'	PDS120RD	12.42
12'	PDS144RD	14.87

SLATTED CHAIN LINK PDS SLATS
COLOR: GRAY GALVANIZED CHAIN LINK
FEET PER ROLL: 25 3 1/2" X 5" MESH, 9 GAUGE



HEIGHT	PART NO.	WEIGHT PER FOOT
4'	PDS48GY	4.96
5'	PDS60GY	6.21
6'	PDS72GY	7.46
7'	PDS84GY	8.87
8'	PDS96GY	9.93
10'	PDS120GY	12.42
12'	PDS144GY	14.87

SLATTED CHAIN LINK PDS SLATS
COLOR: BLACK GALVANIZED CHAIN LINK
FEET PER ROLL: 25 3 1/2" X 5" MESH, 9 GAUGE




HEIGHT	PART NO.	WEIGHT PER FOOT
4'	PDS48BK	4.96
5'	PDS60BK	6.21
6'	PDS72BK	7.46
7'	PDS84BK	8.87
8'	PDS96BK	9.93
10'	PDS120BK	12.42
12'	PDS144BK	14.87

1436 TERMINAL AVE, SAN JOSE CA 95112
408-573-3779




SLATTED CHAIN LINK PDS SLATS
COLOR: GREEN GALVANIZED CHAIN LINK
FEET PER ROLL: 25 3 1/2" X 5" MESH, 9 GAUGE



HEIGHT	PART NO.	WEIGHT PER FOOT
4'	PDS48GR	4.96
5'	PDS60GR	6.21
6'	PDS72GR	7.46
7'	PDS84GR	8.87
8'	PDS96GR	9.93
10'	PDS120GR	12.42
12'	PDS144GR	14.87

SLATTED CHAIN LINK PDS SLATS
COLOR: BLUE GALVANIZED CHAIN LINK
FEET PER ROLL: 25 3 1/2" X 5" MESH, 9 GAUGE



HEIGHT	PART NO.	WEIGHT PER FOOT
4'	PDS48BL	4.96
5'	PDS60BL	6.21
6'	PDS72BL	7.46
7'	PDS84BL	8.87
8'	PDS96BL	9.93
10'	PDS120BL	12.42
12'	PDS144BL	14.87

SLATTED CHAIN LINK PDS SLATS
COLOR: WHITE GALVANIZED CHAIN LINK
FEET PER ROLL: 25 3 1/2" X 5" MESH, 9 GAUGE



HEIGHT	PART NO.	WEIGHT PER FOOT
4'	PDS48WH	4.96
5'	PDS60WH	6.21
6'	PDS72WH	7.46
7'	PDS84WH	8.87
8'	PDS96WH	9.93
10'	PDS120WH	12.42
12'	PDS144WH	14.87

SLATTED CHAIN LINK PDS SLATS
COLOR: BROWN GALVANIZED CHAIN LINK
FEET PER ROLL: 25 3 1/2" X 5" MESH, 9 GAUGE



HEIGHT	PART NO.	WEIGHT PER FOOT
4'	PDS48BR	4.96
5'	PDS60BR	6.21
6'	PDS72BR	7.46
7'	PDS84BR	8.87
8'	PDS96BR	9.93
10'	PDS120BR	12.42
12'	PDS144BR	14.87



BOTTOM LOCK SLAT
COLOR: BEIGE
COVERAGE PER BAG: 10 FT

FITS STANDARD 2"
CHAIN LINK DIAMOND



SIZE	PART NO.	FT COVERAGE	WEIGHT PER BAG
4'	BLS48BE	10	9 LB
5'	BLS60BE	10	12 LB
6'	BLS72BE	10	14 LB
7'	BLS84BE	10	17 LB
8'	BLS96BE	10	19 LB
10'	BLS120BE	10	24 LB
12'	BLS144BE	10	29 LB

BOTTOM LOCK SLAT
COLOR: RED
COVERAGE PER BAG: 10 FT

FITS STANDARD 2"
CHAIN LINK DIAMOND



SIZE	PART NO.	FT COVERAGE	WEIGHT PER BAG
4'	BLS48RD	10	9 LB
5'	BLS60RD	10	12 LB
6'	BLS72RD	10	14 LB
7'	BLS84RD	10	17 LB
8'	BLS96RD	10	19 LB
10'	BLS120RD	10	24 LB
12'	BLS144RD	10	29 LB

BOTTOM LOCK SLAT
COLOR: BROWN
COVERAGE PER BAG: 10 FT

FITS STANDARD 2"
CHAIN LINK DIAMOND



SIZE	PART NO.	FT COVERAGE	WEIGHT PER BAG
4'	BLS48BR	10	9 LB
5'	BLS60BR	10	12 LB
6'	BLS72BR	10	14 LB
7'	BLS84BR	10	17 LB
8'	BLS96BR	10	19 LB
10'	BLS120BR	10	24 LB
12'	BLS144BR	10	29 LB

BOTTOM LOCK SLAT
COLOR: BLACK
COVERAGE PER BAG: 10 FT

FITS STANDARD 2"
CHAIN LINK DIAMOND



SIZE	PART NO.	FT COVERAGE	WEIGHT PER BAG
4'	BLS48BLK	10	9 LB
5'	BLS60BLK	10	12 LB
6'	BLS72BLK	10	14 LB
7'	BLS84BLK	10	17 LB
8'	BLS96BLK	10	19 LB
10'	BLS120BLK	10	24 LB
12'	BLS144BLK	10	29 LB

1436 TERMINAL AVE, SAN JOSE CA 95112
408-573-3779



BOTTOM LOCK SLAT
COLOR: WHITE
 COVERAGE PER BAG: 10 FT
 FITS STANDARD 2"
 CHAIN LINK DIAMOND



SIZE	PART NO.	FT COVERAGE	WEIGHT PER BAG
4'	BLS48WH	10	9 LB
5'	BLS60WH	10	12 LB
6'	BLS72WH	10	14 LB
7'	BLS84WH	10	17 LB
8'	BLS96WH	10	19 LB
10'	BLS120WH	10	24 LB
12'	BLS144WH	10	29 LB

BOTTOM LOCK SLAT
COLOR: GREEN
 COVERAGE PER BAG: 10 FT
 FITS STANDARD 2"
 CHAIN LINK DIAMOND




SIZE	PART NO.	FT COVERAGE	WEIGHT PER BAG
4'	BLS48GR	10	9 LB
5'	BLS60GR	10	12 LB
6'	BLS72GR	10	14 LB
7'	BLS84GR	10	17 LB
8'	BLS96GR	10	19 LB
10'	BLS120GR	10	24 LB
12'	BLS144GR	10	29 LB

BOTTOM LOCK SLAT
COLOR: BLUE
 COVERAGE PER BAG: 10 FT
 FITS STANDARD 2"
 CHAIN LINK DIAMOND



SIZE	PART NO.	FT COVERAGE	WEIGHT PER BAG
4'	BLS48BL	10	9 LB
5'	BLS60BL	10	12 LB
6'	BLS72BL	10	14 LB
7'	BLS84BL	10	17 LB
8'	BLS96BL	10	19 LB
10'	BLS120BL	10	24 LB
12'	BLS144BL	10	29 LB

BOTTOM LOCK SLAT
COLOR: GRAY
 COVERAGE PER BAG: 10 FT
 FITS STANDARD 2"
 CHAIN LINK DIAMOND



SIZE	PART NO.	FT COVERAGE	WEIGHT PER BAG
4'	BLS48GY	10	9 LB
5'	BLS60GY	10	12 LB
6'	BLS72GY	10	14 LB
7'	BLS84GY	10	17 LB
8'	BLS96GY	10	19 LB
10'	BLS120GY	10	24 LB
12'	BLS144GY	10	29 LB

1436 TERMINAL AVE, SAN JOSE CA 95112
 408-573-3779



TENSION BAND POLYCOATED BLACK 3/4" X 14 GA.



SIZE	PART NO.	BOX QTY	CASE WEIGHT
1 5/8"	BPTBR158	250	0.3
1 7/8"	BPTBR178	250	0.33
2 3/8"	BPTBR238	100	0.39
2 7/8"	BPTBR278	100	0.42
4"	BPTBR4	100	0.59

BRACE BAND POLYCOATED BLACK 3/4" X 14 GA.



SIZE	PART NO.	BOX QTY	CASE WEIGHT
1 5/8"	BPBBR158	250	0.14
1 7/8"	BPBBR178	250	0.15
2 3/8"	BPBBR238	100	0.18
2 7/8"	BPBBR278	100	0.2
4"	BPBBR4	100	0.24

DOME CAPS POLYCOATED BLACK



SIZE	PART NO.	BOX QTY	CASE WEIGHT
2 3/8"	BPDTPS238	20	0.34
2 7/8"	BPDTPS278	13	0.53
4"	BPDTPS4	12	1

EYE-TOP LOOP CAP POLYCOATED BLACK



SIZE	PART NO.	BOX QTY	CASE WEIGHT
1 7/8" X 1 5/8"	BPETPS178158	50	0.53
2 3/8" X 1 5/8"	BPETPS238158	50	0.62
2 7/8" X 1 5/8"	BPETPS278158	50	0.68

RAIL END POLYCOATED BLACK



SIZE	PART NO.	BOX QTY	CASE WEIGHT
1 5/8"	BPREPS158	100	0.33

RAIL SLEEVE POLYCOATED BLACK



SIZE	PART NO.	BOX QTY	CASE WEIGHT
1 5/8" X 6"	BPRS158	50	0.53

POST HINGE POLYCOATED BLACK



SIZE	PART NO.	BOX QTY	CASE WEIGHT
2 3/8"	BPPH238	60	0.82
2 7/8"	BPPH278	50	1.11

FRAME HINGE POLYCOATED BLACK



SIZE	PART NO.	BOX QTY	CASE WEIGHT
1 5/8"	BPFH158	50	0.52

1436 TERMINAL AVE, SAN JOSE CA 95112
408-573-3779



TIES - "J" HOOK TYPE POLYCOATED BLACK

SOLD IN QUANTITIES OF 100



SIZE	PART NO.	BOX QTY	CASE WEIGHT
6 1/2", 9GA	TIEB090612	X	X
8 1/2", 9GA	TIEB090812	X	X
9 1/2", 9GA	TIEB090912	X	X
13", 9GA	TIEB0913	X	X

CARRIAGE BOLTS (SOLD PER BOX) POLYCOATED BLACK



SIZE	PART NO.	BOX QTY	CASE WEIGHT
5/16" X 1 1/4"	BPCB516114	100	X

HOG RINGS (SOLD PER LB) POLYCOATED BLACK



SIZE	PART NO.	BOX QTY	CASE WEIGHT
5/16" X 1 1/4"	HRBL9	100	X

TENSION WIRE POLYCOATED BLACK



SIZE	PART NO.	BOX QTY	CASE WEIGHT
250' ROLL	TWB6250	X	X
500' ROLL	TWB6500	X	X
1000' ROLL	TWB6	X	X

AMERISTAR SPRAY PAINT



COLOR	PART NO.	BOX QTY	CASE WEIGHT
BLACK	PAINT-FB100	12	X

BARREL HINGE POLYCOATED BLACK



SIZE	PART NO.	BOX QTY	CASE WEIGHT
5"	BH5	X	X
7"	BH7	X	X
7" WITH J BOLT PIN	BH7-ADJ	X	X

1436 TERMINAL AVE, SAN JOSE CA 95112
408-573-3779



PRO VALUE SHOVEL



SIZE	PART NO.	WEIGHT EACH
ROUND POINT	FTRS	4.00

PRO VALUE SHOVEL



SIZE	PART NO.	WEIGHT EACH
SQUARE POINT	FTSS	4.50

DIGGING BAR



SIZE	PART NO.	WEIGHT EACH
1 1/8" X 72" DIAMOND POINT	FTDB	22.00
1 1/8" X 72" TAMPER HEAD	FTDBPH	22.00

FENCE STRETCHING TREE




SIZE	PART NO.	WEIGHT EACH
36" WIDE 3 HOOK	FTFS36	5.33

WIRE GRIP



SIZE	PART NO.	WEIGHT EACH
KLEIN WIRE GRIP 1604-10 - 2500 MAX LOAD	FTWVK	1.00

WIRE GRIP



SIZE	PART NO.	WEIGHT EACH
MAASDAM WIRE GRIP - MFG #8050-10	FTWGM	1.00

MAASDAM POWER PULLS

NOTE: ADDITIONAL REPLACEMENT PARTS AVAILABLE ON SPECIAL ORDER.



SIZE	PART NO.	WEIGHT EACH
1 TON / 12' X 3/16" CABLE MFG # 144S-6	FTPPIT	8.80
REPLACEMENT PARTS		
3/16" X 12' REPLACEMENT CABLE	FTPPC	0.63

MAASDAM POWER PULLS

NOTE: ADDITIONAL REPLACEMENT PARTS AVAILABLE ON SPECIAL ORDER.



SIZE	PART NO.	WEIGHT EACH
1 TON WS-1 / 1 X 12' STRAP	FTMAAS-SP1T-12	8.00
1 TON WS-25 / 1" X 25' STRAP	FTMAAS-SP1T-25	8.00

1436 TERMINAL AVE, SAN JOSE CA 95112
408-573-3779



FENCE PLIERS



SIZE	PART NO.	WEIGHT EACH
MAASDAM 10" ROUND NOSE - MFG #8090	FTP-MAASDAM-10	0.75
MAASDAM 8" ROUND NOSE	FTP-MAASDAM-08	0.50

FENCE PLIERS



SIZE	PART NO.	WEIGHT EACH
ROUND NOSE 10" IMPORT	FTP110-2999	0.75
8" IMPORT	FTP108	0.75


HOG RING PLIERS



SIZE	PART NO.	WEIGHT EACH
IMPORT GALV STEEL; 8" W/ SPRING	FTHRFS	0.75
LARGE NO SPRING RR-HHM	FTHRHHM	0.75
LARGE NO SPRING RR-HLM	FTHRL	0.75
ECONOMY; 8" W/ SPRING	FTHRLI	0.50
SMALL RR-HM	FTHRS	0.25
SMALL W/ SPRING	FTHRSS	0.25
LARGE W/ SPRING RR-XM 69305	FTHRXM	0.50




PUL-JAK
HEAT TREATED MALLEABLE IRON WITH ALLOY STEEL ROD **A212 / A4**




SIZE	PART NO.	BOX QTY
ORIGINAL W/ 2-1/2 FT ROD	FTPJ	2
ORIGINAL W/ 4 FT ROD	FTPJA4	2

PUL-JAK
HEAT TREATED MALLEABLE IRON WITH ALLOY STEEL ROD **B212 / B4**



SIZE	PART NO.	BOX QTY
2-1/2 FT ROD W/ STRETCHING TREE	FTPJB212	1
4 FT ROD W/ STRETCHING TREE	FTPJB4	1

PUL-JAK
HEAT TREATED MALLEABLE IRON WITH ALLOY STEEL ROD **C212**




SIZE	PART NO.	BOX QTY
2-1/2 ROD W/ REVERSE WORKHEAD	FTPJC212	2

PUL-JAK REBUILD TOOLS FOR WORKHEAD




SIZE	PART NO.	BOX QTY
REBUILD TOOLS FOR WORKHEAD	FTPJWRT	1

PUL-JAK
HEAT TREATED MALLEABLE IRON WITH ALLOY STEEL ROD **CC**



SIZE	PART NO.	BOX QTY
2-1/2 ROD, A & B PULLER, CHANGEABLE WORKHEAD	FTPJCC	1

PUL-JAK
HEAT TREATED MALLEABLE IRON WITH ALLOY STEEL ROD **CS**



SIZE	PART NO.	BOX QTY
2-1/2 & 4 FT ROD, A & B PULLER, CHANGEABLE WORKHEAD	FTPJCS	1

PUL-JAK REBUILD KIT




SIZE	PART NO.	BOX QTY
REBUILD KIT FOR PULJAK	FTPJRK	1

1436 TERMINAL AVE, SAN JOSE CA 95112
408-573-3779



TEMPORARY FENCE PANEL




SIZE	PART NO.	PCS PER BUNDLE
6' x 10' ; 1 3/8" FRAME ; 11 1/2 GA FILL	TEMP6X10138	37
6' X 12' ; 1 3/8" FRAME ; 11 1/2 GA FILL	TEMP6X10138	37.00
6' X 21' ; 1 3/8" FRAME ; 11 1/2 GA FILL	TEMP6X21138	37
8' X 10' ; 1 3/8" FRAME ; 11 1/2 GA FILL	TEMP8X10138	37.00
8' X 12' ; 1 3/8" FRAME ; 11 1/2 GA FILL	TEMP8X12138	37
FENCE STAND		
30" X 18" ; 1 3/8" FRAME ; SOLID BAR UPRIGHT	TEMPSTAND	37.00

TEMPORARY FENCE STAND



WINDSCREEN 85% 100' ROLL



SIZE	PART NO.	BOX QTY
7' 8" BLACK	WS8578100BL	2
7' 8" GREEN	WS8578100GR	2.00
5' 8" TAN	WS8558100TAN	2
5' 8" BLACK	WS8558100BL	2.00
5' 8" GREEN	WS8558100GR	2

WINDSCREEN 85% / 50' PANEL HEMMED 4 SIDES / GROMMETS 24" OC



SIZE	PART NO.	BOX QTY
7' 8" BLACK	WS857850BLPANEL	4
7' 8" GREEN	WS857850GRPANEL	4
5' 8" TAN	WS855850TANPANEL	4
5' 8" BLACK	WS855850BLKPANEL	4
5' 8" GREEN	WS855850GRPANEL	4
5' 8" BEIGE	WS855850BEPANEL	4

WINDSCREEN 85% / 6' X 12' PANEL HEMMED 4 SIDES / GROMMETS 24" OC



SIZE	PART NO.	BOX QTY
BLACK	WS8512X6BLK	2
GREEN	WS8512X6GR	2

1436 TERMINAL AVE, SAN JOSE CA 95112
408-573-3779



THIN WALL 16 GA (.065) GALVANIZED TUBING



SIZE	PART NO.	PIECES PER BUNDLE	WEIGHT / FT.
1 3/8" O.D.	P065138	91	0.87
1 5/8" O.D.	P065158	61	1.11
1 7/8" O.D.	P065178	61	1.28
2 3/8" O.D.	P065238	37	1.60

DOMESTIC 20 WEIGHT PIPE GALVANIZED PIPE



SIZE	PART NO.	PIECES PER BUNDLE	WEIGHT / FT.
1 5/8" O.D.	P20158	61	1.11
1 7/8" O.D.	P20178	61	1.40
2 3/8" O.D.	P20238	37	2.31
2 7/8" O.D.	P20278	19	3.25

STRUCTURAL PIPE GALVANIZED PIPE



SIZE	PART NO.	PIECES PER BUNDLE	WEIGHT / FT.
1 5/8" O.D.	PSTR158	61	1.78
1 7/8" O.D.	PSTR178	61	2.27
2 3/8" O.D.	PSTR238	37	2.87
2 7/8" O.D.	PSTR278	19	3.84

SCHEDULE 40 PIPE GALVANIZED PIPE



SIZE	PART NO.	PIECES PER BUNDLE	WEIGHT EACH
1 5/8" O.D.	PS40158	42	2.28
1 7/8" O.D.	PS40178	36	2.72
2 3/8" O.D.	PS40238	26	3.65
2 7/8" O.D.	PS40278	18	5.79
3 1/2" O.D.	PS40312	14	7.58
4" O.D.	PS40400	12	9.11
4 1/2" O.D.	PS40412	10	10.79
5 9/16" O.D.	PS405916	7	14.81
6 5/8" O.D.	PS40658	7	18.97
8 5/8" O.D.	PS40858	3	28.55

1436 TERMINAL AVE, SAN JOSE CA 95112
408-573-3779



(.065) 16 GAUGE POLYCOATED TUBING



SIZE	PART NO.	PIECES PER BUNDLE	WEIGHT / FT.
1 3/8" O.D	BP065138	91	0.87
1 5/8" O.D	BP065158	61	1.11
1 7/8" O.D	BP065178	61	1.28
2 3/8" O.D	BP065238	37	1.60

DOMESTIC 20 WEIGHT POLYCOATED PIPE



SIZE	PART NO.	PIECES PER BUNDLE	WEIGHT / FT.
1 5/8" O.D.	BP20158	61	1.43
1 7/8" O.D.	BP20178	61	1.74
2 3/8" O.D.	BP20238	37	2.31
2 7/8" O.D.	BP20278	19	3.25

DOMESTIC 40 WEIGHT POLYCOATED PIPE



SIZE	PART NO.	PIECES PER BUNDLE	WEIGHT / FT.
1 5/8" O.D.	BP40158	42	1.83
1 7/8" O.D.	BP40178	36	2.36
2 3/8" O.D.	BP40238	26	3.11
2 7/8" O.D.	BP40278	18	4.91
4" O.D.	BP40400	12	7.18

1436 TERMINAL AVE, SAN JOSE CA 95112
408-573-3779



ANGLE IRON

PLAIN STEEL
HOT ROLLED




SIZE - INCHES (A x B x C)	STOCK PART #	WEIGHT PER 20FT LENGTH (lb)
1/2" x 1/2" x 1/8"	MSA012012120-20	7.6
3/4" x 3/4" x 1/8"	MSA034034120-20	11.8
1" x 1" x 1/8"	MSA001001120-20	16
3/16"	MSA001001188-20	23.2
1/4"	MSA001001250-20	29.8
1-1/4" x 1-1/4"	MSA114114120-20	20.2
3/16"	MSA114114188-20	29.6
1/4"	MSA114114250-20	38.4
1-1/2" x 1-1/2"	MSA112112120-20	24.6
3/16"	MSA112112188-20	36
1/4"	MSA112112250-20	46.8
1-3/4" x 1-3/4"	MSA134134120-20	28.8
3/16"	MSA134134188-20	42.4
1/4"	MSA134134250-20	55.4
2" x 1-1/2" x 1/8"	MSA002112120-20	28.8
3/16"	MSA002112188-20	42.4
1/4"	MSA004112250-20	55.4
2" x 2" x 1/8"	MSA002002120-20	33
3/16"	MSA002002188-20	48.8
1/4"	MSA002002150-20	63.8
3/8"	MSA002002375-20	94
2-1/2" x 1-1/2" x 3/16"	MSA212112188-20	48.8
1/4"	MSA212112250-20	63.8
2-1/2" x 2" x 3/16"	MSA212002188-20	55
1/4"	MSA212002250-20	72.4
3/8"	MSA212002375-20	106
2-1/2" x 2-1/2" x 3/16"	MSA212212188-20	61.4
1/4"	MSA212212250-20	82
3/8"	MSA212212375-20	118
1/2"	MSA212212500-20	154
3" x 2" x 3/16"	MSA003002188-20	61
1/4"	MSA003002250-20	82
3/8"	MSA003002375-20	118
1/2"	MSA003002500-20	154
3" x 2-1/2" x 3/16"	MSA003212188-20	68
1/4"	MSA003212250-20	90
3" x 3" x 3/16"	MSA003003188-20	74
1/4"	MSA003003250-20	98
3/8"	MSA003003375-20	122
3-1/2" x 3-1/2" x 1/4"	MSA312312250-20	116
3/8"	MSA312312375-20	170
4" x 3" x 1/4"	MSA004003250-20	116
3/8"	MSA004003375-20	170
4" x 4" x 1/4"	MSA004004250-20	132
3/8"	MSA004004375-20	164
1/2"	MSA004004500-20	256
5" x 5" x 3/8"	MSA005005375-20	246
1/2"	MSA005005500-20	324
5" x 3-1/2" x 1/4"	MSA005312250-20	140
3/8"	MSA005312375-20	208
6" x 4" x 3/8"	MSA006004375-20	246
1/2"	MSA006004500-20	324
3/4"	MSA006004750-20	472
6" x 6" x 3/8"	MSA006006375-20	298
1/2"	MSA006006500-20	392
1"	MSA006006100-20	748

1436 TERMINAL AVE, SAN JOSE CA 95112
408-573-3779



IRON

PLAIN STEEL
HOT ROLLED




SIZE	STOCK PART #	WEIGHT PER 20FT LENGTH (lb)
1/8" X 1/2"	MSS018012-20	4.26
1/8" X 3/4"	MSS018034-20	6.38
1/8" X 1"	MSS018100-20	8.5
1/8" X 1-1/4"	MSS018114-20	10.62
1/8" X 1-1/2"	MSS018112-20	12.76
1/8" X 1-3/4"	MSS018134-20	14.88
1/8" X 2"	MSS018002-20	17
1/8" X 2-1/2"	MSS018212-20	21.26
1/8" X 3"	MSS018300-20	25.5
1/8" X 4"	MSS018400-20	34
1/8" X 5"	MSS018500-20	42.5
1/8" X 6"	MSS018600-20	51
1/8" X 8"	MSS018800-20	68
1/8" X 10"	MSS0181000-20	85
1/8" X 12"	MSS0181200-20	102
3/16" X 1/2"	MSS316012-20	6.38
3/16" X 3/4"	MSS316034-20	9.56
3/16" X 1"	MSS316100-20	12.76
3/16" X 1-1/4"	MSS316114-20	15.94
3/16" X 1-1/2"	MSS316112-20	19.12
3/16" X 1-3/4"	MSS316134-20	22.32
3/16" X 2"	MSS316200-20	25.5
3/16" X 2-1/2"	MSS316212-20	31.88
3/16" X 3"	MSS316300-20	38.26
3/16" X 3-1/2"	MSS316312-20	44.62
3/16" X 4"	MSS316400-20	51
3/16" X 4-1/2"	MSS316412-20	57.38
3/16" X 5"	MSS316500-20	63.76
3/16" X 6"	MSS316600-20	76.5
3/16" X 7"	MSS316700-20	89.26
3/16" X 8"	MSS316800-20	102
3/16" X 10"	MSS3161000-20	127.5
3/16" X 12"	MSS3161200-20	153

1436 TERMINAL AVE, SAN JOSE CA 95112
408-573-3779



FLAT BAR

PLAIN STEEL
HOT ROLLED




SIZE	STOCK PART #	WEIGHT PER 20FT LENGTH (lb)
1/4" X 1/2"	MSFB014012-20	8.5
1/4" X 3/4"	MSFB014034-20	12.76
1/4" X 1"	MSFB014100-20	17
1/4" X 1-1/4"	MSFB014114-20	21.26
1/4" X 1-1/2"	MSFB014112-20	25.5
1/4" X 1-3/4"	MSFB014134-20	29.76
1/4" X 2"	MSFB014200-20	34
1/4" X 2-1/2"	MSFB014212-20	42.5
1/4" X 3"	MSFB014300-20	51
1/4" X 3-1/2"	MSFB014312-20	59.5
1/4" X 4"	MSFB014400-20	68
1/4" X 4-1/2"	MSFB014412-20	76.5
1/4" X 5"	MSFB014500-20	85
1/4" X 5-1/2"	MSFB014512-20	93.5
1/4" X 6"	MSFB014600-20	102
1/4" X 7"	MSFB014700-20	119
1/4" X 8"	MSFB014800-20	136
3/8" X 1/2"	MSFB038012-20	12.75
3/8" X 3/4"	MSFB038034-20	19.12
3/8" X 1"	MSFB038100-20	25.5
3/8" X 1-1/4"	MSFB038114-20	31.88
3/8" X 1-1/2"	MSFB038112-20	38.26
3/8" X 1-3/4"	MSFB038134-20	44.62
3/8" X 2"	MSFB038200-20	51
3/8" X 2-1/2"	MSFB038212-20	63.76
3/8" X 3"	MSFB038300-20	76.5
3/8" X 3-1/2"	MSFB038312-20	89.26
3/8" X 4"	MSFB038400-20	102
3/8" X 4-1/2"	MSFB038412-20	114.76
3/8" X 5"	MSFB038500-20	127.5
3/8" X 5-1/2"	MSFB038512-20	140.26
3/8" X 6"	MSFB038600-20	153
3/8" X 7"	MSFB038700-20	178.5
3/8" X 8"	MSFB038800-20	204
1/2" X 3/4"	MSFB012034-20	25.5
1/2" X 1"	MSFB012100-20	34
1/2" X 1-1/4"	MSFB012114-20	42.5
1/2" X 1-1/2"	MSFB012112-20	51
1/2" X 1-3/4"	MSFB012134-20	59.5
1/2" X 2"	MSFB012200-20	68
1/2" X 2-1/2"	MSFB012212-20	85
1/2" X 3"	MSFB012300-20	102
1/2" X 3-1/2"	MSFB012312-20	119
1/2" X 4"	MSFB012400-20	136
1/2" X 4-1/2"	MSFB012412-20	153
1/2" X 5"	MSFB012500-20	170
1/2" X 5-1/2"	MSFB012512-20	187
1/2" X 6"	MSFB012600-20	204
1/2" X 7"	MSFB012700-20	238
1/2" X 8"	MSFB012800-20	272
5/8" X 1"	MSFB058100-20	42.5
5/8" X 1-1/4"	MSFB058114-20	53.12
5/8" X 1-1/2"	MSFB058112-20	63.76
5/8" X 1-3/4"	MSFB058134-20	74.38
5/8" X 2"	MSFB058200-20	85
5/8" X 2-1/2"	MSFB058212-20	106.26

1436 TERMINAL AVE, SAN JOSE CA 95112
408-573-3779



FLAT BAR

PLAIN STEEL
HOT ROLLED



SIZE	STOCK PART #	WEIGHT PER 20FT LENGTH (lb)
5/8" X 3"	MSFB058300-20	127.5
5/8" X 3-1/2"	MSFB058312-20	148.76
5/8" X 4"	MSFB058400-20	170
5/8" X 4-1/2"	MSFB058412-20	191.26
5/8" X 5"	MSFB058500-20	212.6
5/8" X 6"	MSFB058600-20	255
5/8" X 7"	MSFB058700-20	297.6
5/8" X 8"	MSFB058800-20	340
3/4" X 1"	MSFB034100-20	51
3/4" X 1-1/4"	MSFB034114-20	63.76
3/4" X 1-1/2"	MSFB034112-20	76.5
3/4" X 1-3/4"	MSFB034134-20	102
3/4" X 2"	MSFB034200-20	127.5
3/4" X 2-1/2"	MSFB034212-20	153
3/4" X 3"	MSFB034300-20	178.5
3/4" X 4"	MSFB034400-20	204
3/4" X 4-1/2"	MSFB034412-20	229.6
3/4" X 5"	MSFB034500-20	255
3/4" X 6"	MSFB034600-20	306
3/4" X 7"	MSFB034700-20	357
3/4" X 8"	MSFB034800-20	408
1" X 1-1/4"	MSFB100114-20	85
1" X 1-1/2"	MSFB100112-20	102
1" X 2"	MSFB100200-20	136
1" X 2-1/2"	MSFB100212-20	170
1" X 3"	MSFB100300-20	204
1" X 3-1/2"	MSFB100312-20	238
1" X 4"	MSFB100400-20	272
1" X 4-1/2"	MSFB100412-20	306
1" X 5"	MSFB100500-20	340
1" X 6"	MSFB100600-20	408
1" X 7"	MSFB100700-20	476
1" X 8"	MSFB100800-20	544
1-1/4" X 2"	MSFB114200-20	170
1-1/4" X 2-1/2"	MSFB114212-20	212.6
1-1/4" X 3"	MSFB114300-20	255
1-1/4" X 3-1/2"	MSFB114312-20	297.6
1-1/4" X 4"	MSFB114400-20	340
1-1/4" X 4-1/2"	MSFB114412-20	382.6
1-1/4" X 5"	MSFB114500-20	425
1-1/4" X 6"	MSFB114600-20	510
1-1/4" X 7"	MSFB114700-20	595
1-1/4" X 8"	MSFB114800-20	680
1-1/2" X 2"	MSFB112200-20	204
1-1/2" X 2-1/2"	MSFB112212-20	255
1-1/2" X 3"	MSFB112300-20	306
1-1/2" X 3-1/2"	MSFB112312-20	357
1-1/2" X 4"	MSFB112400-20	408
1-1/2" X 4-1/2"	MSFB112412-20	459
1-1/2" X 5"	MSFB112500-20	510
1-1/2" X 6"	MSFB112600-20	612
1-1/2" X 7"	MSFB112700-20	714
1-1/2" X 8"	MSFB112800-20	816

1436 TERMINAL AVE, SAN JOSE CA 95112
408-573-3779



C CHANNEL

PLAIN STEEL
HOT ROLLED



SIZE	STOCK PART #	WEIGHT PER 20FT LENGTH (lb)
3/4" X 3/8" X 1/8"	MSCB034038018-20	10.8
1" X 1/2" X 1/8"	MSCB100012018-20	16
1-1/4" X 1/2" X 1/8"	MSCB114012018-20	20
1-1/2" X 1/2" X 1/8"	MSCB112012018-20	22.4
1-1/2" X 9/16" X 3/16"	MSCB112916316-20	28.8
1-1/2" X 3/4" X 1/8"	MSCB112034018-20	23.4
2" X 1/2" X 1/8"	MSCB200012018-20	28.6
2" X 9/16" X 3/16"	MSCB200916316-20	35.2
2" X 1" X 1/8"	MSCB200100018-20	31.8
2" X 1" X 3/16"	MSCB200100316-20	46.4
3" #3.5 (3 X 1.372 X .135)	MSC3-0350-20	70
3" #4.1 (3 X 1.410 X .170)	MSC3-0410-20	82
3" #5 (3 X 1.498 X .258)	MSC3-0500-20	100
3" #6 (3 X 1.596 X .356)	MSC3-0600-20	120
4" #4.5 (4 X 1.560 X .140)	MSC4-0450-20	90
4" #5.4 (4 X 1.580 X .180)	MSC4-0540-20	108
4" #6.25 (4 X 1.647 X .247)	MSC4-0625-20	125
4" #7.25 (4 X 1.720 X .320)	MSC4-0725-20	145
5" #6.7 (5 X 1.750 X .190)	MSC5-0670-20	134
5" #9 (5 X 1.885 X .325)	MSC5-0900-20	180
6" #8.2 (6 X 1.920 X .200)	MSC6-0820-20	164
6" #10.5 (6 X 2.034 X .314)	MSC6-1050-20	210
6" #13 (6 X 2.157 X .427)	MSC6-1300-20	260
8" #13.75 (8 X 2.343 X .303)	MSC8-1375-20	275

1436 TERMINAL AVE, SAN JOSE CA 95112
408-573-3779



ROUND SOLID BAR

PLAIN STEEL
HOT ROLLED




SIZE	STOCK PART #	WEIGHT PER 20FT LENGTH (lb)
3/16"	MSRB316-20	1.88
1/4"	MSRB014-20	3.34
3/8"	MSRB038-20	7.52
1/2"	MSRB012-20	13.36
5/8"	MSRB058-20	20.86
3/4"	MSRB034-20	30.04
1"	MSRB100-20	53.4
1-1/4"	MSRB114-20	83.46
1-1/2"	MSRB112-20	120.16
1-5/8"	MSRB158-20	141.02
1-3/4"	MSRB134-20	163.56
2"	MSRB200-20	213.62
2-1/4"	MSRB214-20	270.38
2-1/2"	MSRB212-20	333.8
3"	MSRB300-20	480.66
1/8"	MSRB018-20CR	0.84
3/16"	MSRB316-20CR	1.88
1/4"	MSRB014-20CR	3.34
3/8"	MSRB038-20CR	7.52
1/2"	MSRB012-20CR	13.36
5/8"	MSRB058-20CR	20.86
3/4"	MSRB034-20CR	30.04
1"	MSRB100-20CR	53.4
1-1/4"	MSRB114-20CR	83.46
1-1/2"	MSRB112-20CR	120.16
1-5/8"	MSRB158-20CR	141.02
1-3/4"	MSRB134-20CR	163.56
2"	MSRB200-20CR	213.62
2-1/4"	MSRB214-20CR	270.38
2-1/2"	MSRB212-20CR	333.8
3"	MSRB300-20CR	480.66
3-1/2"	MSRB312-20CR	654.24
4"	MSRB400-20CR	854.52
4-1/2"	MSRB412-20CR	1081.5
5"	MSRB500-20CR	1335.18
5-1/2"	MSRB512-20CR	1615.56
6"	MSRB600-20CR	1922.6

1436 TERMINAL AVE, SAN JOSE CA 95112
408-573-3779



SQUARE SOLID BAR

PLAIN STEEL
HOT ROLLED



SIZE	STOCK PART #	WEIGHT PER 20FT LENGTH (lb)
3/16"	MSRB316-20	2.4
1/4"	MSRB014-20	4.26
5/16"	MSRB038-20	6.64
3/8"	MSRB012-20	9.56
7/16"	MSRB058-20	13.02
1/2"	MSRB034-20	17
9/16"	MSRB100-20	21.52
5/8"	MSRB114-20	26.56
3/4"	MSRB112-20	38.26
7/8"	MSRB158-20	52.06
1"	MSRB134-20	68
1-1/8"	MSRB200-20	86.06
1-1/4"	MSRB214-20	106.26
1-3/8"	MSRB212-20	128.56
1-1/2"	MSRB300-20	153
1-5/8"	MSRB018-20CR	179.56
1-3/4"	MSRB316-20CR	208.26
1-7/8"	MSRB014-20CR	239.06
2"	MSRB038-20CR	272
2-1/4"	MSRB012-20CR	344.26
2-1/2"	MSRB058-20CR	425
2-3/4"	MSRB034-20CR	514.26

1436 TERMINAL AVE, SAN JOSE CA 95112
408-573-3779



SQUARE TUBE

PLAIN STEEL
HOT ROLLED



SIZE	STOCK PART #	THICKNESS	WEIGHT PER 20FT LENGTH (lb)
1/2" X 1/2"	MSST012012065-20	0.065	7.7
5/8" X 5/8"	MSST058058065-20	0.065	9.9
3/4" X 3/4"	MSST034034065-20	0.065	12.1
3/4" X 3/4"	MSST034034083-20	0.083	15.06
3/4" X 3/4"	MSST034034095-20	0.095	16.92
1" X 1"	MSST100100065-20	0.065	16.54
1" X 1"	MSST100100083-20	0.083	20.7
1" X 1"	MSST100100095-20	0.095	23.38
1-1/4" X 1-1/4"	MSST114114065-20	0.065	20.94
1-1/4" X 1-1/4"	MSST114114083-20	0.083	26.34
1-1/4" X 1-1/4"	MSST114114095-20	0.095	23.38
1-1/2" X 1-1/2"	MSST112112065-20	0.065	25.36
1-1/2" X 1-1/2"	MSST112112083-20	0.083	31.98
1-1/2" X 1-1/2"	MSST112112095-20	0.095	29.84
1-1/2" X 1-1/2"	MSST112112120-20	0.120	37.68
1-3/4" X 1-3/4"	MSST134134065-20	0.065	29.78
1-3/4" X 1-3/4"	MSST134134083-20	0.083	37.64
1-3/4" X 1-3/4"	MSST134134095-20	0.095	42.76
1-3/4" X 1-3/4"	MSST134134120-20	0.120	53.2
2" X 2"	MSST200200065-20	0.065	34.2
2" X 2"	MSST200200083-20	0.083	43.2
2" X 2"	MSST200200095-20	0.095	49.22
2" X 2"	MSST200200120-20	0.120	61
2" X 2"	MSST200200188-20	0.188	86.4
2" X 2"	MSST200200250-20	0.250	108.2
2-1/2" X 2-1/2"	MSST212121095-20	0.095	62.14
2-1/2" X 2-1/2"	MSST212121120-20	0.120	78
2-1/2" X 2-1/2"	MSST212121188-20	0.188	111.8
2-1/2" X 2-1/2"	MSST212121250-20	0.250	142.2
3" X 3"	MSST300300065-20	0.065	51.9
3" X 3"	MSST300300095-20	0.095	70.36
3" X 3"	MSST300300120-20	0.120	91.6
3" X 3"	MSST300300188-20	0.188	137.4
3" X 3"	MSST300300250-20	0.250	176.2
3" X 3"	MSST300300375-20	0.375	243.4
3-1/2" X 3-1/2"	MSST312312120-20	0.120	112.2
3-1/2" X 3-1/2"	MSST312312188-20	0.188	163
3-1/2" X 3-1/2"	MSST312312250-20	0.250	210.2
3-1/2" X 3-1/2"	MSST312312375-20	0.375	294.4
4" X 4"	MSST400400095-20	0.095	100.88
4" X 4"	MSST400400120-20	0.120	124.2
4" X 4"	MSST400400188-20	0.188	188.4
4" X 4"	MSST400400250-20	0.250	244.2
4" X 4"	MSST400400375-20	0.375	345.4
4" X 4"	MSST400400500-20	0.500	432.6
4-1/2" X 4-1/2"	MSST412412188-20	0.188	214
4-1/2" X 4-1/2"	MSST412412250-20	0.250	278.2
5" X 5"	MSST500500120-20	0.120	156
5" X 5"	MSST500500188-20	0.188	239.4
5" X 5"	MSST500500250-20	0.250	312.4
6" X 6"	MSST600600120-20	0.120	197.2
6" X 6"	MSST600600188-20	0.188	290.6
6" X 6"	MSST600600250-20	0.250	380.4
6" X 6"	MSST600600375-20	0.375	549.6
6" X 6"	MSST600600500-20	0.500	704.8
8" X 8"	MSST800800188-20	0.188	392.6
8" X 8"	MSST800800250-20	0.250	516.4
8" X 8"	MSST800800375-20	0.375	651.6
8" X 8"	MSST800800500-20	0.500	977

1436 TERMINAL AVE, SAN JOSE CA 95112
408-573-3779



RECTANGULAR TUBE



SIZE	STOCK PART #	THICKNESS	WEIGHT PER 20FT LENGTH (lb)
1/2" X 1"	MSRT100012065-20	0.065	12.1
1/2" X 1-1/2"	MSRT112012065-20	0.065	16.54
3/4" X 1-1/2"	MSRT112034065-20	0.065	18.74
3/4" X 1-1/2"	MSRT112034120-20	0.120	32.8
1" X 1-1/2"	MSRT112100065-20	0.065	20.94
1" X 1-1/2"	MSRT112100095-20	0.095	28.86
1" X 1-1/2"	MSRT112100120-20	0.120	36.88
1" X 2"	MSRT200100065-20	0.065	25.36
1" X 2"	MSRT200100083-20	0.083	31.98
1" X 2"	MSRT200100095-20	0.095	36.3
1" X 2"	MSRT200100120-20	0.120	45.04
1" X 2"	MSRT200100188-20	0.188	67
1" X 2-1/2"	MSRT212100120-20	0.120	53.2
1" X 3"	MSRT300100065-20	0.065	34.2
1" X 3"	MSRT300100095-20	0.095	49.22
1" X 3"	MSRT300100120-20	0.120	61
1-1/2" X 2"	MSRT200112065-20	0.065	29.78
1-1/2" X 2"	MSRT200112083-20	0.083	37.64
1-1/2" X 2"	MSRT200112095-20	0.095	42.76
1-1/2" X 2"	MSRT200112120-20	0.120	53.2
1-1/2" X 2-1/2"	MSRT212112065-20	0.065	34.2
1-1/2" X 2-1/2"	MSRT212112083-20	0.083	43.2
1-1/2" X 2-1/2"	MSRT212112095-20	0.095	61.36
1-1/2" X 2-1/2"	MSRT212112120-20	0.120	86.4
1-1/2" X 2-1/2"	MSRT212112250-20	0.25	108.2
1-1/2" X 3"	MSRT300112065-20	0.065	37.8
1-1/2" X 3"	MSRT300112083-20	0.083	55.68
1-1/2" X 3"	MSRT300112095-20	0.095	69.6
1-1/2" X 3"	MSRT300112120-20	0.120	99.2
2" X 3"	MSRT300200065-20	0.065	43.06
2" X 3"	MSRT300200083-20	0.083	54.56
2" X 3"	MSRT300200095-20	0.095	62.14
2" X 3"	MSRT300200120-20	0.120	78
2" X 3"	MSRT300200188-20	0.188	111.8
2" X 3"	MSRT300200250-20	0.250	142.2
2" X 3-1/2"	MSRT312200188-20	0.188	137.4
2" X 3-1/2"	MSRT312200250-20	0.250	176.2
2" X 4"	MSRT400200065-20	0.065	48
2" X 4"	MSRT400200083-20	0.083	65.26
2" X 4"	MSRT400200095-20	0.095	75.06
2" X 4"	MSRT400200120-20	0.120	91.6
2" X 4"	MSRT400200188-20	0.188	137.4
2" X 4"	MSRT400200250-20	0.250	176.2
2" X 4"	MSRT400200375-20	0.375	243.4
2" X 5"	MSRT500200120-20	0.120	112.2
2" X 5"	MSRT500200188-20	0.188	163
2" X 5"	MSRT500200250-20	0.250	210.2
2" X 6"	MSRT600200120-20	0.120	124.2
2" X 6"	MSRT600200188-20	0.188	188.4
2" X 6"	MSRT600200250-20	0.250	244.2
2" X 6"	MSRT600200375-20	0.375	345.4
2" X 8"	MSRT800200188-20	0.188	239.4
2" X 8"	MSRT800200250-20	0.250	312.4
2" X 8"	MSRT800200375-20	0.375	447.4

1436 TERMINAL AVE, SAN JOSE CA 95112
408-573-3779



RECTANGULAR TUBE



SIZE	STOCK PART #	THICKNESS	WEIGHT PER 20FT LENGTH (lb)
2" X 10"	MSRT1000200188-20	0.188	290.6
2" X 10"	MSRT1000200250-20	0.250	380.4
2" X 12"	MSRT1200200188-20	0.188	341.6
2" X 12"	MSRT1200200250-20	0.250	448.4
3" X 4"	MSRT400300120-20	0.120	112.2
3" X 4"	MSRT400300188-20	0.188	163
3" X 4"	MSRT400300250-20	0.250	210.2
3" X 4"	MSRT400300375-20	0.375	294.4
3" X 5"	MSRT500300120-20	0.120	124.2
3" X 5"	MSRT500300188-20	0.188	188.4
3" X 5"	MSRT500300250-20	0.250	242.4
3" X 5"	MSRT500300375-20	0.375	345.4
3" X 6"	MSRT600300120-20	0.120	146.2
3" X 6"	MSRT600300188-20	0.188	214
3" X 6"	MSRT600300250-20	0.250	278.2
3" X 6"	MSRT600300375-20	0.375	396.4
3" X 7"	MSRT700300250-20	0.250	312.4
3" X 8"	MSRT800300188-20	0.188	265
3" X 8"	MSRT800300250-20	0.250	346.4
3" X 8"	MSRT800300375-20	0.375	498.6
4" X 5"	MSRT500400188-20	0.188	214
4" X 5"	MSRT500400250-20	0.25	279
4" X 6"	MSRT600400188-20	0.188	239.4
4" X 6"	MSRT600400250-20	0.250	312.4
4" X 6"	MSRT600400375-20	0.375	447.4
4" X 6"	MSRT600400500-20	0.500	568.6
4" X 7"	MSRT700400188-20	0.188	265
4" X 7"	MSRT700400250-20	0.250	346.4
4" X 7"	MSRT700400375-20	0.375	498.6
4" X 8"	MSRT800400188-20	0.188	290.6
4" X 8"	MSRT800400250-20	0.250	380.4
4" X 8"	MSRT800400375-20	0.375	549.6
4" X 8"	MSRT800400500-20	0.500	704.8
4" X 10"	MSRT1000400188-20	0.188	341.6
4" X 10"	MSRT1000400250-20	0.250	448.4
4" X 10"	MSRT1000400375-20	0.375	651.6
4" X 10"	MSRT1000400500-20	0.500	841
4" X 12"	MSRT1200400188-20	0.188	392.6
4" X 12"	MSRT1200400250-20	0.250	516.4
4" X 12"	MSRT1200400375-20	0.375	753.8
4" X 12"	MSRT1200400500-20	0.500	977
5" X 7"	MSRT700500188-20	0.188	290.6
5" X 7"	MSRT700500250-20	0.250	380.4
5" X 7"	MSRT700500500-20	0.500	704.8
6" X 8"	MSRT800600188-20	0.188	341.6
6" X 8"	MSRT800600250-20	0.250	448.4
6" X 8"	MSRT800600375-20	0.375	651.6
6" X 8"	MSRT800600500-20	0.500	841
6" X 10"	MSRT1000600188-20	0.188	392.6
6" X 10"	MSRT1000600250-20	0.250	516.8
6" X 10"	MSRT1000600375-20	0.375	753.8
6" X 10"	MSRT1000600500-20	0.500	977
6" X 12"	MSRT1200600188-20	0.188	443.6
6" X 12"	MSRT1200600250-20	0.250	584.6
6" X 12"	MSRT1200600375-20	0.375	855.8
6" X 12"	MSRT1200600500-20	0.500	1113.2
6" X 14"	MSRT1400600250-20	0.250	652.6

1436 TERMINAL AVE, SAN JOSE CA 95112
408-573-3779



CIRCULAR TUBE




SIZE	STOCK PART #	THICKNESS	WEIGHT PER 20FT LENGTH (lb)
1/2"	MSCT012065-20	0.065	6.04
5/8"	MSCT058065-20	0.065	7.78
3/4"	MSCT034065-20	0.065	9.52
3/4"	MSCT034083-20	0.083	11.82
3/4"	MSCT034120-20	0.120	16.14
1"	MSCT100065-20	0.065	12.98
1"	MSCT100083-20	0.083	16.26
1"	MSCT100120-20	0.120	22.56
1-1/4"	MSCT114065-20	0.065	16.46
1-1/4"	MSCT114095-20	0.095	23.44
1-1/4"	MSCT114120-20	0.120	28.96
1-1/2"	MSCT112065-20	0.065	19.92
1-1/2"	MSCT112095-20	0.095	28.52
1-1/2"	MSCT112120-20	0.120	35.38
1-3/4"	MSCT134065-20	0.065	23.4
1-3/4"	MSCT134095-20	0.095	33.58
1-3/4"	MSCT134120-20	0.120	41.78
2"	MSCT200065-20	0.065	26.86
2"	MSCT200095-20	0.095	38.66
2"	MSCT200120-20	0.120	48.18
2-1/4"	MSCT214065-20	0.065	30.34
2-1/4"	MSCT214095-20	0.095	43.72
2-1/4"	MSCT214120-20	0.120	54.6
2-1/2"	MSCT212065-20	0.065	33.8
2-1/2"	MSCT212095-20	0.095	48.8
2-1/2"	MSCT212120-20	0.120	61
2-1/2"	MSCT212188-20	0.188	92.84
2-3/4"	MSCT234065-20	0.065	37.28
2-3/4"	MSCT234095-20	0.095	53.88
2-3/4"	MSCT234120-20	0.120	67.42
2-3/4"	MSCT234188-20	0.188	102.88
3"	MSCT300065-20	0.065	40.74
3"	MSCT300095-20	0.095	58.94
3"	MSCT300120-20	0.120	73.82
3"	MSCT300188-20	0.188	112.92
3"	MSCT300250-20	0.25	148.68

1436 TERMINAL AVE, SAN JOSE CA 95112
408-573-3779




STEEL SHEET




SIZE	STOCK PART #	WEIGHT PER SHEET
16GA X 48" X 96"	MSS16-48X96	80
16GA X 48" X 120"	MSS16-48X120	100
16GA X 60" X 96"	MSS16-60X96	100
16GA X 60" X 120"	MSS16-60X120	125
14GA X 48" X 96"	MSS14-48X96	100
14GA X 48" X 120"	MSS14-48X120	125
14GA X 60" X 96"	MSS14-60X96	125
14GA X 60" X 120"	MSS14-60X120	156.3
13GA X 48" X 96"	MSS13-48X96	120
13GA X 48" X 120"	MSS13-48X120	150
13GA X 60" X 96"	MSS13-60X96	150
13GA X 60" X 120"	MSS13-60X120	187.6
12GA X 48" X 96"	MSS12-48X96	140
12GA X 48" X 120"	MSS12-48X120	175
12GA X 60" X 96"	MSS12-60X96	175
12GA X 60" X 120"	MSS12-60X120	218.8
11GA X 48" X 96"	MSS11-48X96	160
11GA X 48" X 120"	MSS11-48X120	200
11GA X 60" X 96"	MSS11-60X96	200
11GA X 60" X 120"	MSS11-60X120	250
10GA X 48" X 96"	MSS10-48X96	180
10GA X 48" X 120"	MSS10-48X120	225
10GA X 60" X 96"	MSS10-60X96	225
10GA X 60" X 120"	MSS10-60X120	281.3

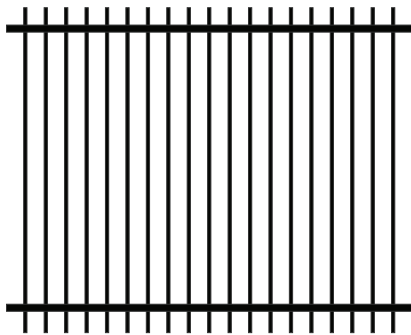
1436 TERMINAL AVE, SAN JOSE CA 95112
 408-573-3779



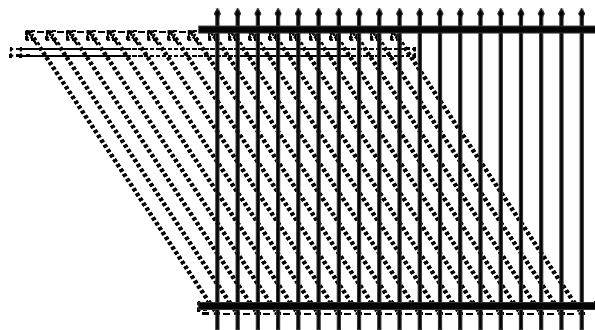
FLAT TOP / FLAT BOTTOM PANELS	
5/8" PICKETS; 1" RAILS; PRE-GALV SQUARE TUBE W/ BLACK POWDER COAT FINISH	
SIZE	PART NO.
32"H X 94"W 2-RAIL	OI-IPRFTFB-32X94
38"H X 94"W 2-RAIL	OI-IPRFTFB-38X94
44"H X 94"W 2-RAIL	OI-IPRFTFB-44X94
58"H X 94"W 2-RAIL	OI-IPRFTFB-58X94
68"H X 94"W 2-RAIL	OI-IPRFTFB-68X94



FLAT TOP / FLAT BOTTOM PANELS	
5/8" PICKETS; 1" RAILS; PRE-GALV SQUARE TUBE W/ BLACK POWDER COAT FINISH	
SIZE	PART NO.
38"H X 94"W 2-RAIL **BIASABLE**	OI-IPRFTFB-38X94BIAS
44"H X 94"W 2-RAIL **BIASABLE**	OI-IPRFTFB-44X94BIAS
58"H X 94"W 2-RAIL **BIASABLE**	OI-IPRFTFB-58X94BIAS
68"H X 94"W 2-RAIL **BIASABLE**	OI-IPRFTFB-68X94BIAS



EXTENDED TOP / EXTENDED BOTTOM PANELS	
5/8" PICKETS; 1" RAILS; PRE-GALV SQUARE TUBE W/ BLACK POWDER COAT FINISH	
SIZE	PART NO.
70"H X 94"W 2-RAIL	OI-IPRETEB-7094




SPEAR TOP / EXTENDED BOTTOM PANELS	
UNADVISED HEIGHT,CUSTOMER ASSUMES ALL LIABILITY	
5/8" PICKETS; 1" RAILS; PRE-GALV SQUARE TUBE W/ BLACK POWDER COAT FINISH	
SIZE	PART NO.
58"H X 94"W 2-RAIL **BIASABLE**	OI-IPRSPEB-58X94BIAS

SPEAR TOP / EXTENDED BOTTOM PANELS	
3/4" PICKETS; 1 1/2" RAILS; PRE-GALV SQUARE TUBE W/ BLACK POWDER COAT FINISH	
SIZE	PART NO.
58"H X 94"W 2-RAIL **BIASABLE**	OI-IPRSPEB-58X94BIAS

1436 TERMINAL AVE, SAN JOSE CA 95112
408-573-3779




STEEL & FENCE SUPPLY ORNAMENTAL IRON/COMMERCIAL




FLAT TOP / FLAT BOTTOM PANELS	
3/4" 18GA PICKETS; 1 1/2" 16GA RAILS; PRE-GALV SQUARE TUBE W/ BLACK POWDER COAT FINISH	
SIZE	PART NO.
68" X 94" 2-RAIL	OI-BFCPCFTFB-68X94


FLAT TOP/ FLAT BOTTOM PANELS	
3/4" PICKETS; 1 1/2" RAILS; PRE-GALV SQUARE TUBE W/ BLACK POWDER COAT FINISH	
SIZE	PART NO.
32"H X 94"W 2-RAIL	OI-IPCFTFB-32X94
38"H X 94"W 2-RAIL	OI-IPCFTFB-38X94
44"H X 94"W 2-RAIL	OI-IPCFTFB-44X94
58"H X 94"W 2-RAIL	OI-IPCFTFB-58X94
68"H X 94"W 2-RAIL	OI-IPCFTFB-68X94
80"H X 94"W 2-RAIL	OI-IPCFTFB-80X94



FLAT TOP/ FLAT BOTTOM PANELS	
3/4" PICKETS; 1 1/2" RAILS; PRE-GALV SQUARE TUBE W/ BLACK POWDER COAT FINISH	
SIZE	PART NO.
32"H X 94"W 2-RAIL "BIASABLE"	OI-IPCFTFB-32X94BIAS
38"H X 94"W 2-RAIL "BIASABLE"	OI-IPCFTFB-3894BIAS
44"H X 94"W 2-RAIL "BIASABLE"	OI-IPCFTFB-44X94BIAS
58"H X 94"W 2-RAIL "BIASABLE"	OI-IPCFTFB-5894BIAS
68"H X 94"W 2-RAIL "BIASABLE"	OI-IPCFTFB-68X94BIAS



FLAT TOP/ FLAT BOTTOM PANELS	
3/4" PICKETS; 1 1/2" RAILS; PRE-GALV SQUARE TUBE W/ BLACK POWDER COAT FINISH	
SIZE	PART NO.
44"H X 94"W 3-RAIL	OI-IPCFTFB-3R-44X94
58"H X 94"W 3-RAIL	OI-IPCFTFB-3R-58X94
68"H X 94"W 3-RAIL	OI-IPCFTFB-3R-68X94

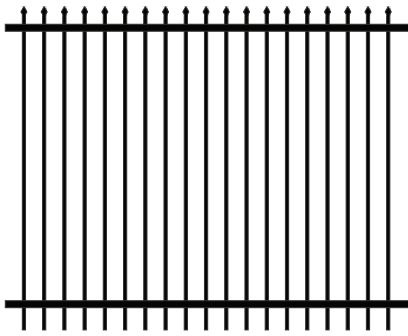


EXTENDED TOP / EXTENDED BOTTOM PANELS	
3/4" PICKETS; 1 1/2" RAILS; PRE-GALV SQUARE TUBE W/ BLACK POWDER COAT FINISH	
SIZE	PART NO.
70"H X 94"W 2-RAIL	OI-IPCETEB-7094


1436 TERMINAL AVE, SAN JOSE CA 95112
408-573-3779



STEEL & FENCE SUPPLY ORNAMENTAL IRON/COMMERCIAL




SPEAR TOP PANELS PRE-GALV / BLACK POLY FINISH	
SIZE	PART NO.
82" X 94" 2-RAIL	OI-MMI-CPSPR-82X94




SPEAR TOP / EXTENDED BOTTOM PANELS 3/4" PICKETS; 1 1/2" RAILS; PRE-GALV SQUARE TUBE W/ BLACK POWDER COAT FINISH	
SIZE	PART NO.
58"H X 94"W 2-RAIL **RACKABLE**	OI-IPCSPEB-58X94BIAS
70"H X 94"W 2-RAIL **RACKABLE**	OI-IPCSPEB-70X94BIAS
70"H X 94"W 2-RAIL "BIASABLE"	OI-IPETEB-7094BIAS

SPEAR TOP / EXTENDED BOTTOM PANELS 3/4" 16GA PICKETS; 1 1/2" 14GA RAILS; PRE-GALV SQUARE TUBE W/ BLACK POWDER COAT FINISH	
SIZE	PART NO.
70" X 94" 2-RAIL "BIASABLE"	OI-IPSPEB-7094BIAS



SPEAR TOP / EXTENDED BOTTOM PANELS 1" PICKETS; 1-1/2" U-CHANNEL RAILS; PRE-GALV SQUARE TUBE W/ BLACK POWDER COAT FINISH	
SIZE	PART NO.
94"H X 90"W 3-RAIL	OI-IPCSPEB-3R-94X90

SPEAR TOP / EXTENDED BOTTOM PANELS 1" PICKETS; 2" RAILS; PRE-GALV SQUARE TUBE W/ BLACK POWDER COAT FINISH	
SIZE	PART NO.
82"H X 94"W 3-RAIL	OI-IPCSPEB-3R-82X94




SPEAR TOP / EXTENDED BOTTOM PANELS 3/4" PICKETS; 1 1/2" RAILS; PRE-GALV SQUARE TUBE W/ BLACK POWDER COAT FINISH	
SIZE	PART NO.
70"H X 94"W 2-RAIL	OI-IPCSPEB-70X94
92"H X 94"W 2-RAIL	OI-IPCSPEB-92X94

SPEAR TOP / EXTENDED BOTTOM PANELS 3/4" 16GA PICKETS; 1 1/2" 14GA RAILS; PRE-GALV SQUARE TUBE W/ BLACK POWDER COAT FINISH	
SIZE	PART NO.
70" X 94" 2-RAIL	OI-BFCPCSPET-70X94

1436 TERMINAL AVE, SAN JOSE CA 95112
408-573-3779



STEEL & FENCE SUPPLY ORNAMENTAL IRON/COMMERCIAL



CURVED SPEAR TOP / EXTENDED BOTTOM PANELS	
3/4" PICKETS; 1 1/2" RAILS PRE GALV POWDER COATED BLACK	
SIZE	PART NO.
7' X 8' 2 RAIL FACE WELDED	OI-MMPCSEC-82X94
7' X 8', 3-RAIL FACE WELDED	OI-MMPCSEC-82X94-3R

SECURITY CURVE SPEAR EXTENDED BOTTOM PANELS	
3/4" PICKETS; 1-1/2" RAILS; PRE-GALV SQUARE TUBE W/ BLACK POWDER COAT FINISH	
SIZE	PART NO.
8' X 8' 2 RAIL FACE WELDED	OI-IPCCSEB-94X94

1436 TERMINAL AVE, SAN JOSE CA 95112
408-573-3779



SQUARE IRON POST
PRE-GALV AND POWDER COAT, BLACK



SIZE	PART NO.
2" X 48" .16 GA.POST	OI-FIP0216-48
2" X 48" .16 GA.POST, 4" X 4" FLANGE	OI-FIP0216-48FLG
2" X 72" .16 GA.POST	OI-FIP0216-72
2" X 84" .16 GA.POST	OI-FIP0216-84
2" X 96" .16 GA.POST	OI-FIP0216-96
3" X 144" .11 GA.POST - SPECIAL ORDER	OI-FIP0311-144
3" X 60" .11 GA.POST	OI-FIP0311-60
2" X 108" .11 GA.POST	OI-IP00211-108
2" X 120" .11 GA.POST	OI-IP00211-120
2" X 72" .11 GA.POST	OI-IP00211-72
2" X 96" .11 GA.POST	OI-IP00211-96
2" X 108" .14 GA.POST	OI-IP00214-108
2" X 120" .14 GA.POST	OI-IP00214-120
2" X 72" .14 GA.POST	OI-IP00214-72
2" X 72" .14 GA POST, 4" X 4" FLANGE	OI-IP00214-72FLG
2" X 84" .14 GA.POST	OI-IP00214-84
2" X 96" .14 GA.POST	OI-IP00214-96
3" X 108" .11 GA.POST.	OI-IP00311-108
3" X 120" .11 GA.POST	OI-IP00311-120
3" X 132" .11 GA.POST	OI-IP00311-132
3" X 144" .11 GA.POST	OI-IP00311-144
3" X 96" .11 GA.POST	OI-IP00311-96
3" X 108" .14 GA.POST	OI-IP00314-108
3" X 48" .14 GA.POST	OI-IP00314-48
3" X 84" .14 GA.POST	OI-IP00314-84
3" X 96" .14 GA.POST	OI-IP00314-96
4" X 108" .11 GA.POST	OI-IP00411-108
4" X 120" .11 GA.POST	OI-IP00411-120
4" X 144" .11 GA.POST	OI-IP00411-144
4" X 96" .11 GA.POST	OI-IP00411-96
4" X 108" .14 GA.POST	OI-IP00414-108
4" X 108" .1/4" THICK POST	OI-IP00425-108
6" X 6" X.250 X 9' SQUARE POST	OI-IP00620-108
6" X 6" X.250 X 10' SQUARE POST	OI-IP00620-120
6" X 6" X.250 X 12' SQUARE POST	OI-IP00620-144
6" X 6" X.250 X 8' SQUARE POST	OI-IP00620-96
1 1/2" X 72" .14 GA POST	OI-IP11214-72
1 1/2" X 96" .14 GA POST	OI-IP11214-96
2-1/2" X 108" .11 GA.POST	OI-IP21211-108
2-1/2" X 120" .11 GA.POST	OI-IP21211-120
2-1/2" X 132" .11 GA.POST	OI-IP21211-132
2-1/2" X 144" .11 GA.POST	OI-IP21211-144
2-1/2" X 72" .11 GA.POST	OI-IP21211-72
2-1/2" X 84" .11 GA.POST	OI-IP21211-84
2-1/2" X 96" .11 GA.POST	OI-IP21211-96
2-1/2" X 108" .14 GA.POST	OI-IP21214-108
2-1/2" X 120" .14 GA.POST	OI-IP21214-120
2-1/2" X 72" .14 GA.POST	OI-IP21214-72
2 1/2" X 72" .14 GA POST, 5" X 5" FLANGE	OI-IP21214-72FLG
2-1/2" X 84" .14 GA.POST	OI-IP21214-84
2-1/2" X 96" .14 GA.POST	OI-IP21214-96
3" X 72" .14 GA POST, 5" X 5" FLANGE	OI-IP30014-72FLG

1436 TERMINAL AVE, SAN JOSE CA 95112
408-573-3779



SQUARE DOME CAP
PRE-GALV AND POWDER COAT, BLACK



SIZE	PART NO.
1"	OI-DCSQ-1
1-1/2"	OI-DCSQ-112
2"	OI-DCSQ-2
2-1/2"	OI-DCSQ-212
3"	OI-DCSQ-3
4"	OI-DCSQ-4
6"	OI-DCSQ-6

MOUNTING BRACKET FOR SQUARE RAIL
PRE-GALV AND POWDER COAT, BLACK



SIZE	PART NO.
1" RESIDENTIAL	OI-SB1
1 1/2" COMMERCIAL	OI-SB112
1-1/2" BIASABLE	OI-SB112-BIAS
1" BIASABLE	OI-SB1-BIAS
2"	OI-SB2

TEK SCREWS (HEX HEAD) AND WASHERS
PRE-GALV AND POWDER COAT, BLACK



SIZE	PART NO.
SCREW; #10 X 1" / SOLD EACH	OI-TSBLK10X1
SCREW; #14 X 1" / BOX OF 100	OI-TSBLK14X1
WASHER / BAG OF 100	OI-TSBLKWASHER

1436 TERMINAL AVE, SAN JOSE CA 95112
408-573-3779



GRIPPLE WIRE JOINER



SIZE	PART NO.
SMALL 17GA - 14GA	GRISEA
MEDIUM 13.5 GA - 10GA	GRIMEA
LARGE 10GA - 7.5GA	GRILEA

GRIPPLE PLUS JUMBO



SIZE	PART NO.
JUMBO 12.5GA - 10GA	GRJIEA

GRIPPLE D4 & D6 LOCKABLE



SIZE	PART NO.
D4 3/16"	GRID4EA
D6 1/4"	GRID6EA

GRIPPLE PLUS 90



SIZE	PART NO.
PLUS 90 15GA - 8GA	GRGP90-60BL-INC

GRIPPLE PLUS NO. 1 & NO. 2



SIZE	PART NO.
NO.1 14GA - 11GA	GRIN1EA
NO. 2 7.5GA - 11GA	GRIN2EA

GRIPPLE PLUS BARB WIRE



SIZE	PART NO.
BARB 12.5GA / UP TO 330LB	GRIBEA

GRIPPLE PLUS T-CLIP 1 AND T-CLIP 2



SIZE	PART NO.
T-CLIP 1 10GA - 14GA	GRITC1EA
T-CLIP 2 12.5GA BARB	GRITC2EA

GRIPPLE PLUS VIT-S




SIZE	PART NO.
VIT-S KIT 14GA - 12.5GA (INCLUDES FASTNER AND HOOK)	GRIVSK

1436 TERMINAL AVE, SAN JOSE CA 95112
408-573-3779



GRIPPLE BADGER 3



SIZE	PART NO.
4' X 5/32" CABLE DIAMETER	GRIBA304532

GRIPPLE BADGER 4



SIZE	PART NO.
4' X 1/4" CABLE DIAMETER	GRIBA404014
6' X 1/4" CABLE DIAMETER	GRIBA406014



CINCH "C" (6 in. Loop) LOOP "L" (36 in. Loop) END STOP "ES" (End Stop)

GRIPPLE GPAK 3 *INCLUDES 1 GRIPPLE PLUS MEDIUM PER CABLE



SIZE	PART NO.
1/8" X [10/15/16.5/20/25][C/L/ES]	GRIGPAK3[#][@]

GRIPPLE GPAK 4 *INCLUDES 1 GRIPPLE PLUS LARGE PER CABLE



SIZE	PART NO.
5/32" X [10/15/16.5/20/25][C/L/ES]	GRIGPAK4[#][@]

GRIPPLE GPAK 5 *INCLUDES 1 GRIPPLE DYNAMIC 4 PER CABLE



SIZE	PART NO.
3/16" X [10/15/16.5/20/25][C/L/ES]	GRIGPAK5[#][@]

GRIPPLE GPAK 6 *INCLUDES 1 GRIPPLE DYNAMIC 6 PER CABLE



SIZE	PART NO.
1/4" X [10/15/16.5/20/25][C/L/ES]	GRIGPAK6[#][@]

GRIPPLE TRELLIS KIT *INCLUDES 10 MEDIUM GRIPPLE / 20 WALL HUB BRACKETS W/ BOLTS



SIZE	PART NO.
164' 2MM STAINLESS CABLE	GRITP2
164' 3MM STAINLESS CABLE	GRITP3

GRIPPLE GARDEN TRELLIS KIT *INCLUDES 4 PLASTIC GRIPPLE, 4 LAG STYLE EYE BOLTS



SIZE	PART NO.
98' TRELLIS WIRE	GRITG1

1436 TERMINAL AVE, SAN JOSE CA 95112
408-573-3779



GRIPPLE CABLE CUTTER



SIZE	PART NO.
SMALL (RED HANDLE)	GRITSCC
MEDIUM (BLUE HANDLE)	GRITLCC
LARGE (BLACK HANDLE)	GRTC2

GRIPPLE REPLACEMENT CAM SET



SIZE	PART NO.
TORQ (NYLON)	GRITT1REBUILD
CONTRACTOR (METAL)	GRITT2REBUILD

GRIPPLE TWISTER TIES



SIZE	PART NO.
100 PC (GREY)	GRITWIST

GRIPPLE TENSIONER TOOL




SIZE	PART NO.
TORQ (NYLON)	GRITT1
CONTRACTOR (METAL)	GRITT2

GRIPPLE DRIVE ROD



SIZE	PART NO.
3/4" X 48" (LIGHT DUTY)	GRITDR1
3/4" X 72" (HEAVY DUTY)	GRITDR2

GRIPPLE OIL PIPE CLIP



SIZE	PART NO.
2 7/8"	GRIOPC3
3 1/2"	GROPC312

GRIPPLE WIRE FIX KIT



SIZE	PART NO.
GP FIX (15-10 GA)	GPFX1

1436 TERMINAL AVE, SAN JOSE CA 95112
408-573-3779



Terms of Use

California Steel and Fence Supply Inc. ("Steel & Fence Supply") provides this website, and all of its subpages, to you subject to the following Terms and Conditions. By accessing this web site, you are agreeing to be bound by these website Terms and Conditions. You will not use the Website for any purpose that is unlawful or prohibited by these Terms and Conditions. If you do not agree with any of these terms, you are prohibited from using or accessing this site.

Use License

Steel & Fence Supply grants you a limited use license for the sole purpose of accessing and making personal use of this site and not to download, with the exception of page caching, or modify it, or any portion of it or its sub-pages, except with express written consent from Steel & Fence Supply. This license does not include any collection and use of any product descriptions, pages, or prices. It also does not include any downloading or copying of any information contained on the site, both public and private, for the benefit of any other merchant or supplier. You are granted a limited use license to link to Steel & Fence Supply so long as the link displayed on your site is not misleading in any manner in regards to Steel & Fence Supply and its products and services, including but not limited to presentation of derogatory, false, or otherwise offensive material; this grant of limited hyperlink usage is revocable and non-exclusive. This site, and all that it and its sub-pages contain, are not to be copied, duplicated, sold, or otherwise exploited for any commercial purpose without express written consent from Steel & Fence Supply. Any and all unauthorized use of the website shall immediately terminate Steel & Fence Supply's granting of this license to you.

Indemnity

You agree to indemnify and hold Steel & Fence Supply, its employees, and agents harmless from and against all liabilities, legal fees, damages, losses, costs and other expenses in relation to any claims or actions brought against Steel & Fence Supply arising out of any breach by you of these Terms and Conditions or other liabilities arising out of your use of this website.

Copyright

All content included on this site, including, but not limited to, text, graphics, logos, images, and downloads, is the property of Steel & Fence Supply or its content suppliers and is protected by United States and international copyright laws.

Copyright Complaints

Steel & Fence Supply respects both U.S. and international copyright laws. If you believe that your work has been rendered on this site in a manner that constitutes copyright infringement, please provide the following information in writing to the address immediately following the information below:

A description of the copyrighted work that you claim is being infringed upon (if the material in question is graphical in nature, whether logo, image, icon, or otherwise pictorial, please provide a certified copy or original of the work for comparison);

A description of where on Steel & Fence Supply's site the material that you claim is being infringed upon is located, including the page's specific URL, if available and/or applicable;

A physical signature of the individual authorized to act on behalf of the owner(s) of the copyrighted material in question;

Your full name, address, telephone number, and email address;

An official, signed description by you as to why you believe the material in question infringes upon copyright;

A written statement by you that, under the penalty of perjury, the information provided, to the best of your knowledge, is correct and accurate and that you are either the copyright owner or are authorized and hold express written consent to act on behalf of the copyright owner.

Address for the Copyright Infringement Claims:

Steel & Fence Supply
Attn: Copyright Agent
1436 Terminal Ave.
San Jose, CA 95112

Trademark

Steel & Fence Supply logos, graphics, and icons are trademarks, or trade dress, of Steel & Fence Supply in the United States and/or other countries. Any attempt at reproduction of any of Steel & Fence Supply's trademarks or trade dress through framing techniques, including but not limited to those which attempt to enclose any logo, images, text, or trademark of Steel & Fence Supply, without Steel & Fence Supply's express written consent, is strictly prohibited and will be considered copyright and/or trademark infringement. In addition, none of Steel & Fence Supply's trademarks or copyrighted materials (included but not limited to text, trademarks, or name) may be utilized in any meta tags or hidden text without the express written consent of Steel & Fence Supply. All other trademarks not owned by Steel & Fence Supply that appear on this site are the property of their respective owners, who may or may not be affiliated with Steel & Fence Supply.

Revisions and Errata

The materials appearing on Steel & Fence Supply's website could include technical, typographical, or photographic errors. Steel & Fence Supply does not warrant that any of the materials on its website are accurate, complete, or current. Steel & Fence Supply does not make any commitment to update the materials. Steel & Fence Supply reserves the right to: change or remove (temporarily or permanently) the website or any part of it without notice and you confirm that Steel & Fence Supply shall not be liable to you for any such change or removal and may change these Terms and Conditions at any time, and your continued use of the website following any changes shall be deemed to be your acceptance of such change.

Terms of Use

Account

First and foremost, Steel & Fence Supply reserves the right to refuse service, suspend or terminate accounts, or cancel orders at their sole discretion. If you are under 18 years of age, you may not use this site without the direct involvement of a parent or guardian. In no way is Steel & Fence Supply responsible for maintaining the confidentiality of your login credentials and password beyond its secure storage on the website's server. Use of this site constitutes that you take full responsibility for maintaining the confidentiality of your login credentials and password, as well as for maintaining the security of your computer, including access both physically and remotely by other parties. Use of this site constitutes your agreement to also accept the responsibility for any actions or communications performed under your login credentials and password.

Steel & Fence Supply logos, graphics, and icons are trademarks, or trade dress, of Steel & Fence Supply in the United States and/or other countries. Any attempt at reproduction of any of Steel & Fence Supply's trademarks or trade dress through framing techniques, including but not limited to those which attempt to enclose any logo, images, text, or trademark of Steel & Fence Supply, without Steel & Fence Supply's express written consent, is strictly prohibited and will be considered copyright and/or trademark infringement. In addition, none of Steel & Fence Supply's trademarks or copyrighted materials (included but not limited to text, trademarks, or name) may be utilized in any meta tags or hidden text without the express written consent of Steel & Fence Supply. All other trademarks not owned by Steel & Fence Supply that appear on this site are the property of their respective owners, who may or may not be affiliated with Steel & Fence Supply.

Advice

The contents of Steel & Fence Supply's website do not constitute advice and should not be relied upon in making, or refraining from making, any decision.

Product Descriptions

Steel & Fence Supply tries, to the best of our ability, to provide accurate and complete product descriptions. This is not always possible, however, and, as a result, Steel & Fence Supply does not guarantee that all product descriptions found on the website are error-free, accurate, or complete.

Links

Steel & Fence Supply may include links to third party websites that are controlled and maintained by others. Any link to other websites is not an endorsement of such websites and you acknowledge and agree that we are not responsible for the content or availability of any such sites. Use of any such linked website is at the user's own risk.

Disclaimer

The materials on Steel & Fence Supply's website are provided on an "as is" basis. Steel & Fence Supply makes no warranties, expressed or implied, and hereby disclaims and negates all other warranties, including without limitation, implied warranties or conditions of merchantability, fitness for a particular purpose, or non-infringement of intellectual property or other violation of rights. Further, Steel & Fence Supply does not warrant or make any representations concerning the accuracy, likely results, or reliability of the use of the materials on its Internet website or otherwise relating to such materials or on any sites linked to this site.

Limitations

In no event shall Steel & Fence Supply or its suppliers be liable for any damages (including, without limitation, damages for loss of data or profit, or due to business interruption,) arising out of the use or inability to use the materials on Steel & Fence Supply's website, even if Steel & Fence Supply or a Steel & Fence Supply authorized representative has been notified orally or in writing of the possibility of such damage. Because some jurisdictions do not allow limitations on implied warranties, or limitations of liability for consequential or incidental damages, these limitations may not apply to you.

To the extent permitted by law, Steel & Fence Supply will not be liable for any indirect or consequential loss or damage whatever (including without limitation loss of business, data, opportunity, or profits) arising out of or in connection with the use of the website.

Steel & Fence Supply makes no warranty that the functionality of the website will be uninterrupted or error free, that defects will be corrected, or that the website, or the server that makes it available, are free of viruses or anything else which may be harmful or destructive.

Terms of Use

Returns, Refunds, and Exchanges

Steel & Fence Supply allows returns or exchanges so long as they meet the following requirements:

For Returns:

You must notify Steel & Fence Supply either via email or phone within 14 days of the purchase date to request a return;

Items must be in original condition;

Must have original invoice number; and

Items must not be special order or deemed custom in any way by Steel & Fence Supply.

For Exchanges:

You must notify Steel & Fence Supply either via email or phone within 30 days of purchase date to request an exchange;

Items must be in original condition;

Must have original invoice number; and

Items must not be special order or deemed custom in any way by Steel & Fence Supply.

If the request for return is deemed, by Steel & Fence Supply, to fulfill these requirements, you will be given the options of either a refund or an exchange, so long as the materials are delivered back to Steel & Fence Supply in original condition, at the expense of you, the returnee of the materials or items in question. If an exchange is chosen, all shipping costs associated with the delivery of the replacement items or materials must be paid for by you. All returns for refund will be charged a 25% restocking fee, in order to cover time and materials associated with issuing and fulfilling the refund. Under no circumstances will Steel & Fence Supply return materials or items that are special order or deemed custom in any way by Steel & Fence Supply. For all returns, refunds, and exchanges, Steel & Fence Supply does not take title for the items or materials until they arrive at our distribution center.

Risk of Loss

Steel & Fence Supply cannot be held liable for damages or losses occurring after items have been conveyed to the shipment provider of your choosing. Every item purchased from Steel & Fence Supply, therefore, is delivered pursuant to a shipment contract between you and the shipment provider. At the time of our delivery to the carrier of your choosing, risk of loss and title for each item passes to you, the purchaser.

Governing Law

By visiting Steel & Fence Supply's website, you agree that applicable federal law and the laws of the state of California, without regards to principles of conflict of laws, will govern these Terms and Conditions of Use and any dispute of any sort that might arise between you and Steel & Fence Supply.

Disputes

All disputes and/or claims that are a result, in any way, of your visitation to Steel & Fence Supplies website, or purchase of the items it sells or the services it provides, must be instituted within one year from the date upon which such claims or cause arose or accrued and may only be brought before the state and Federal courts located in Santa Clara County, California. In addition, you agree to submit fully to the exclusive personal jurisdiction of such courts and hereby appoint the Secretary of the State of California as your agent for service of process. We each agree that any claim/dispute resolution proceedings will be conducted only on an individual basis and not in a class, consolidated, or representative action. We each also agree to waive any right to a trial by jury. You agree to hereby waive any objection, and/or the right to raise any future objection, that the state or Federal courts of Santa Clara County, California, are an inconvenient venue for the resolution of any dispute or claim that arises under this Terms and Conditions.

Severance

If any of these Terms and Conditions should be determined to be invalid, illegal or unenforceable for any reason by any court of competent jurisdiction then such Term or Condition shall be severed and the remaining Terms and Conditions shall survive and remain in full force and effect and continue to be binding and enforceable.



“Wholesale fence supply open to the public. Large variety of in stock fence products, such as: chain link fence, T-posts, welded wire, cattle panels, horse panels, ornamental iron, steel shapes and plate. Our helpful staff of fence material experts will work with you to identify the parts and pieces needed for your project in person or over the phone. Orders can be placed and picked up same day or scheduled for delivery. We encourage you to call or visit our store today!”



1436 TERMINAL AVE, SAN JOSE CA 95112

408-573-3779

www.steelfence.com . sales@steelfence.com