


Simple Loop with Rosette

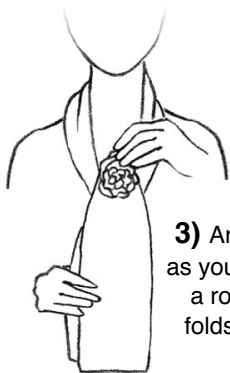
Use with sizes 8 x 54 & 11 x 60



1) Drape the scarf around your neck with one end slightly longer than the other. Cross the longer end in front.



2) Wrap the long end behind the short end and bring it up through the open V at your neck. Drape it over in front.



3) Arrange the scarf as you like it, then clip a rosette onto the folds, from the top.

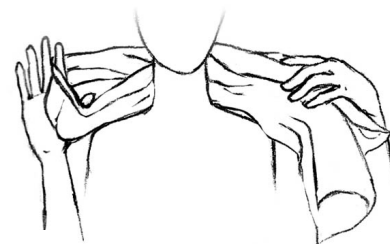


European Loop

Use with all sizes



1) Fold the scarf in half.



2) Place it around your neck, holding the loop open.



3) Slide both ends through the loop.

