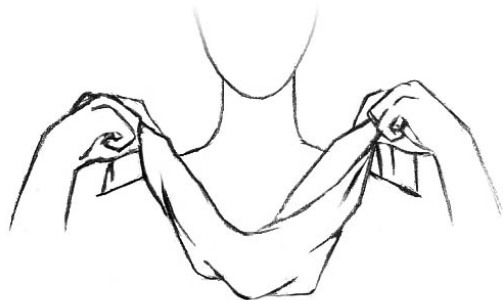
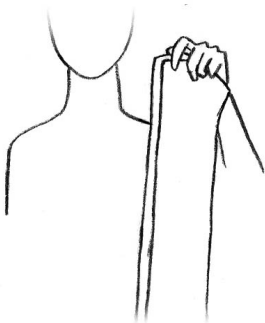


Looped Cowl

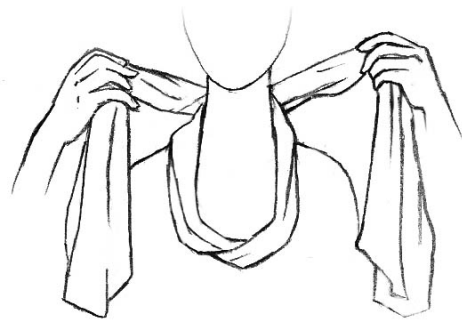
Use with scarf sizes
11 x 60, 11 x 90, 22 x 90

1) With a wide scarf, hold the two corners together at one end and let the scarf fall, so the bottom edges will be even when you finish draping it. (Not necessary with narrower sizes.)



2) Drape the center of the scarf on your chest, and cross the ends behind you.

3) Bring the ends in front of you.



4) Slide one end of the scarf through the inside of the loop, then do the same on the other side.

