



promate.net Lifestyle Technology

# *Storm.10*

**10000 mAh Back-up Battery with  
Auto-Charge and ShakeView Technology**



Short-Circuit  
Protection



Tablet  
charging



**Shake it!**



Over-charging  
Protection



Smart  
LED

## User Guide

## Introduction

Thank you for choosing Storm.10. Innovation and design all rolled into one, Storm.10 is a powerful 10000mAh portable back-up battery for when you are away from an electric output, either camping or travelling. The massive 10000mAh eco-friendly li-ion battery guarantees to fully charge an iPhone 5-6 times. What sets this battery apart is the unique ShakeView feature that lets you view the amount of power left in the battery just by shaking it gently. All this innovation and more is wrapped in a seamless compact design with a special anti-slip sandy finish that makes this battery ultra-portable and ultra-stylish especially when you are on a business trip or on a weekend getaway.

Storm.10 lets you live limitless without worrying about your devices running out of charge.

## Packaging Contents

- Storm.10 back-up battery
- Micro-USB Charging Cable
- User Guide

## Specification:

- Input: 5V 2A
- Output: 5V 2.1A
- Capacity : 10000mAh
- Built-in battery type :Li-ion battery
- Charging Time: ~ 5hrs

## Features:

- Powerful 10000mAh eco-friendly li-ion battery
- Innovative seamless design coated with an anti-slip sandy finish
- ShakeView technology to view the available battery power by just gently shaking the device
- Overcharging and short circuit protection
- Compatible with Smartphones, iPod, iPhone , iPad and Tablets
- 2.1A output for ultra-fast charging

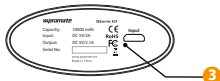

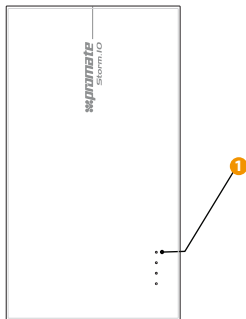
## Precautions

Please read all safety instructions and warnings thoroughly before using this product. Improper use of this product may result in damage to this or attached products.

1. Do not disassemble the back-up battery or attempt to fix it.
2. Kindly use an original charging cable provided to charge the product.
3. Do not attempt to replace any part of this Back-up battery or battery inside.
4. Do not crush, puncture, dispose of in fire, short the contacts or expose the battery to water or other liquids.
5. Do not connect input and output in reverse.
6. Do not store or use the battery in a high temperature environment, including intense sunlight or heat.
7. Avoid drops, bumps, abrasions and impacts.
8. If there is any reason to believe that there is damage to the battery, discontinue use immediately.
9. If you find that the battery is too hot, is emitting and odor is deformed, punctured or exhibits any suspicious or abnormal behavior, discontinue use immediately and contact our customer service.
10. Always charge this product before extended storage.

## Appearance & Interface Description:


1. Battery level indicator
2. USB Output port
3. Micro-USB input port



## Operation Instructions:

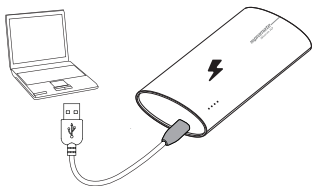
### 1. Checking the remaining power left in Storm.10 back-up battery

Storm.10 has an innovative no button design. In-order to view the remaining power left, shake Storm.10 back-up battery forward and backward at a 90° angle and view the battery level indicator LED.



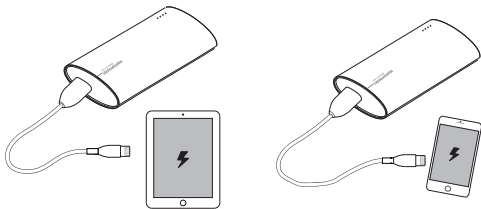
Number of LED's illuminated	Storm.10 charge remaining
One light	$\leq 25\%$
Two lights	$\leq 50\%$
Three lights	$\leq 75\%$
Four lights	$\leq 100\%$

## 2. Charging Storm.10 back-up battery



Plug the micro-USB end of the charging cable provided into the micro-USB charging port in Storm.10 back-up battery. Connect the other end of the micro-USB charging cable to a power adapter or computer USB port. The battery level indicator LED's light up indicating that the back-up battery is charging normally.

## 3. Charging USB chargeable devices using Storm.10



Plug the USB cable into the USB output port on Storm.10 back-up battery and the other end into the device. The device will now automatically start charging. Detach the USB cable once charging is complete.



[www.promate.net](http://www.promate.net)