


C7 EXHAUST LED KIT


Tips for using adhesion promoter: Cut the very top off the packet and squeeze the excess fluid back into the packet as you pull the sponge out. Fold the top over and clamp to preserve the fluid for other kits you may have purchased. Apply a thin coat to the area where the led strip will be placed. Let dry and apply the strip within 1 hour.



This shows where to mount the led strip. You may want to do the wiring before mounting the strip. Clean this area with the alcohol pad and led dry. Apply adhesion promoter, let dry. Center the led strip, remove backing and apply strip. Press in place for a minute.




Using the panel removal tool, pry the splash shield off. It pops off easily.



Remove these #15 torx screws behind the splash shield for access to the rear side marker connector. Pull back the liner and feed the led wires up to this area and pull through.




You can remove this panel if you need more access to feed the wires up to the side markers. Remove 2 #15 torx screws.




Locate the wires going to the marker light. This shows the rear side marker connector. Slide the white tab as shown to unlock the connector from the housing.



Pull the connector out as far as you can, split the wire loom and separate the wire to install the connectors. Route the led wires up to the connectors. This is where a straightened coat comes in handy. Tape the wire to the coat hanger and pull through.



Using the supplied connectors place 1 wire in each metal clip and fold the connector closed until it clicks shut. You may need to use pliers. Wire colors are: drivers side: purple is positive. Black is negative Passenger side: brown is positive, black in negative.



Route the led wires up to the installed connectors and plug them in to the back of the connectors.

Drivers side: red led wire to purple car wire. Black to black.
Passenger side: red led wire to brown, black to black.



Turn on the lights and be sure leds are working. Use black electrical tape to re-tape the harness. Tie up the led wires to keep away from the exhaust. Reverse procedures to re-install any panels removed.

