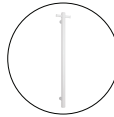
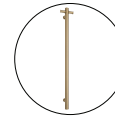


# HEATED TOWEL RAILS

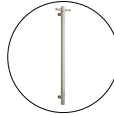
## VS900SH Square Vertical Single Bar Heated Towel Rail



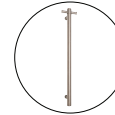
Cod. **DA-VS900HSW**  
W142xH900xD100mm



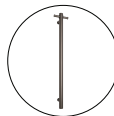
Cod. **DA-VS900HBB**  
W142xH900xD100mm



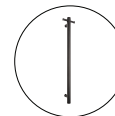
Cod. **DA-VS900HBN**  
W142xH900xD100mm



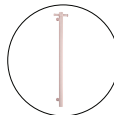
Cod. **DA-VSH900HBR**  
W142xH900xD100mm



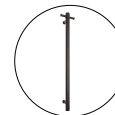
Cod. **DA-VS900HGM**  
W142xH900xD100mm



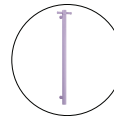
Cod. **DA-VS900HB**  
W142xH900xD100mm



Cod. **DA-VS900HDP**  
W142xH900xD100mm



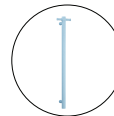
Cod. **DA-VSH900HB**  
W142xH900xD100mm




Cod. **DA-VS900HLS**  
W142xH900xD100mm



Cod. **DA-VS900SH**  
W142xH900xD100mm



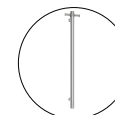
Cod. **DA-VS900HBL**  
W142xH900xD100mm



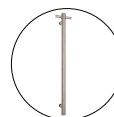
Cod. **DA-VS900SHB**  
W142xH900xD100mm



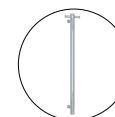
Cod. **DA-VS900HBG**  
W142xH900xD100mm



Cod. **DA-VS900H**  
W142xH900xD100mm




Cod. **DA-VS900HBR**  
W142xH900xD100mm



Cod. **DA-VSH900H**  
W142xH900xD100mm

### · TECHNICAL DRAWING ·



Note: All dimensions are in millimetres (mm)

### · SPECIFICATIONS ·

Warranty: 7Yrs

Lead Length: 1.3mm

Wiring Position: Top or bottom mounting position

Distance Between Mounting Points (Top to Bottom): 780mm