


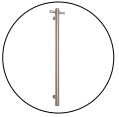


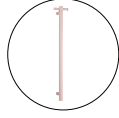

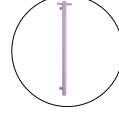

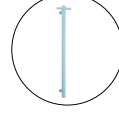


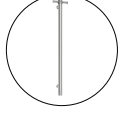
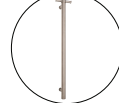



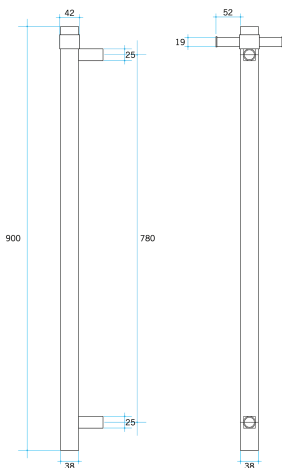
HEATED TOWEL RAILS

VS900HBN Brushed Nickel Straight Round Vertical Single Heated Towel Rail



	Cod. DA-VS900HSW W142xH900xD100mm		Cod. DA-VS900HBB W142xH900xD100mm
	Cod. DA-VS900HBN W142xH900xD100mm		Cod. DA-VSH900HBR W142xH900xD100mm
	Cod. DA-VS900HGM W142xH900xD100mm		Cod. DA-VS900HB W142xH900xD100mm
	Cod. DA-VS900HDP W142xH900xD100mm		Cod. DA-VSH900HB W142xH900xD100mm
	Cod. DA-VS900HLS W142xH900xD100mm		Cod. DA-VS900SH W142xH900xD100mm
	Cod. DA-VS900HBL W142xH900xD100mm		Cod. DA-VS900SHB W142xH900xD100mm
	Cod. DA-VS900HBG W142xH900xD100mm		Cod. DA-VS900H W142xH900xD100mm
	Cod. DA-VS900HBR W142xH900xD100mm		Cod. DA-VSH900H W142xH900xD100mm

· TECHNICAL DRAWING ·



Note: All dimensions are in millimetres (mm)

· SPECIFICATIONS ·

Warranty: 7Yrs

Lead Length: 1.3mm

Wiring Position: Top or bottom mounting position

Distance Between Mounting Points (Top to Bottom): 780mm