


ESPERIA

Chrome Double Towel Rail




Cod. **DA-AR52.01**
600 mm, Chrome



Cod. **DA-AR52.02**
600 mm, Black




Cod. **DA-AR52.03**
600 mm, Black & Chrome



Cod. **DA-AR52.04**
600 mm, Brushed Yellow Gold




Cod. **DA-AR52.05**
600 mm, Brushed Nickel



Cod. **DA-AR52.06**
600 mm, Gun Metal Grey

· TECHNICAL DRAWING ·



· SPECIFICATIONS ·

Material: Durable 304 Stainless Steel, advanced rust proofing, esthetic and well-designed