


Dan Sides



Work Truck Page



James Rameker

Smart Solutions for Serious Work Trucks

970 Series Lightbars




The 970 Series Scorpion and Black Widow lightbars have been carefully designed to safeguard both your well-being and your budget. There are pre-configured designs in the 49", 53" and 58" lightbars. These bars can be dual color so can be switched from warning mode to intense bright white flood lights to illuminate your scene.

970 BCN



The 970 BCN uses four 6, 12 or 24 LED corner lights from the 970 Series lightbars. The BCN units are available in both Silver and Black aluminum housing. These beacons can be customized to fit your build and budget.

LSTICK Traffic Director



An extremely bright, long-range traffic director and warning bar in a sleek package. When rearward real-estate is at a premium, this attractive bar, in either a silver or black anodized finish, will exceed your expectations. These utilize a modular design, with your choice of RECT-13 or RECT-14 lamps.


TRX Long Range Amber



The LRAC Series offers three independently controlled groups of LEDs, giving the ability to tailor the lighting needed to the environment of the scene.


1. Powerful White LEDs are perfect for well-lit conditions and provide exceptional clarity.
2. Long-Range Amber Spots, when white light is too bright for adverse conditions, the long-range amber spots cut through the fog and snow to illuminate your scene.
3. Secondary Amber LEDs offer close-up illumination without blinding the driver, providing a well lit scene.

iLED Series



The iLED series delivers unprecedented functionality, adaptable for a variety of applications. From single, dual, or tri color; horizontal or vertical mounting; and black or chrome mounting bezel, the iLED is unlike anything else in the industry.

RECT Series




The RECT-13LS is an ultra mini, ultra-high intensity, single color LED warning light with huge punch.

RECT-14 and RECT-16 units are dual channel, ultra-high intensity, LED warning light. Dual channels offer independent function of up to two lamp colors with dozens of user-select-able modes.

The RECT-13, RECT-14 and RECT-16 are made of optical Lexan and hermetically sealed, this one piece, fit anywhere design makes installation a breeze.

Revolution Series



The Revolution Series provides warning and illumination. This rugged and versatile light is available in 3 different options.

1. Revolution Warning, is a warning light which can be single or dual mode to act as additional scene lighting.
2. Revolution Illumination provides extreme scene illumination to make your scenes safe.
3. Revolution Multifunction (MFR) is a single light head with dual color capable warning light and a high intensity tilt down scene light. (not available in 4X6 lamps)

943 Controller



The 943 switch box is a compact, programmable, full function lighting controller featuring two warning mode switches, two auxiliary switches, a step through arrow, a dedicated dim switch that can be used as a third auxiliary switch, and a progressive system off switch.