



**TRX TACTICAL SERIES
WARNING & ILLUMINATION**

CONFIGURATION GUIDE



TRX TACTICAL INFORMATION

Helpful Ordering Tips for the TRX Tactical Series

Wire	Function
Orange	Group 1 lamps
Blue	Group 2 lamps
Brown/White	Warning Lamp
Brown wire	Running lamps or CA Steady on specific model
Green wire	Dimming of all lamp
Red/White	+VDC

Part Number Breakdown:

TRT-(Span)(Harness Type)-(Feature)(Pairs of Warning Lamps)-(Configuration)

Dimensions:

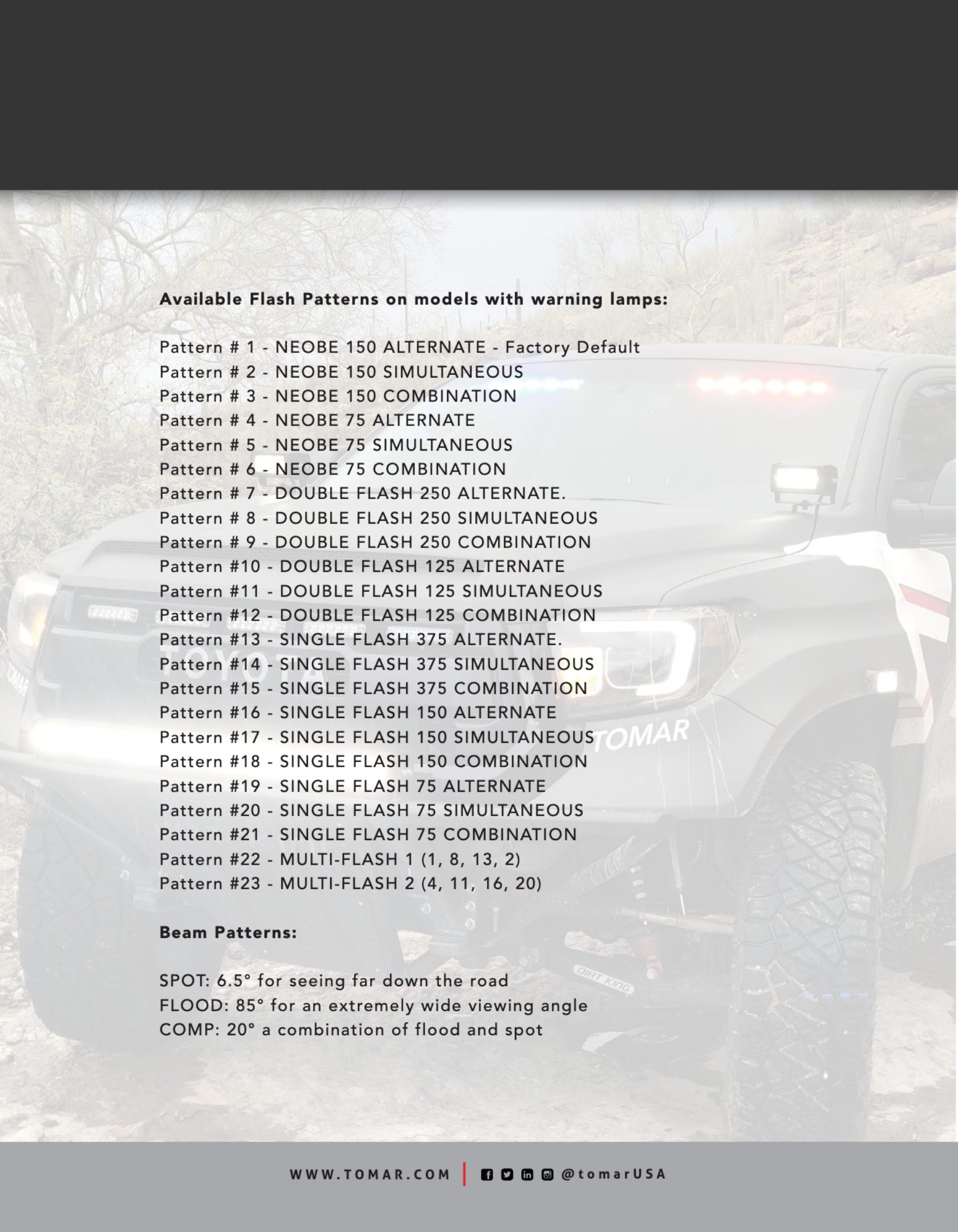
	Without Brackets	With Brackets
15	14.78"	17.00"
20	19.33"	21.60"
25	23.88"	26.10"
30	28.43"	30.70"
35	32.98"	35.20"
40	37.53"	39.80"
45	42.05"	44.30"
50	46.63"	48.90"
60	55.73"	58.00"

Harness Options: **C** – Connector | **W** – Wires Only

Feature: **W** – Single Color Warning Lamps | **DW** – Dual Color Warning Lamps

Pairs of Warning Lamps: Pairs of Warning Lamps (Odd Number of Lamps Rounds Up)

Version: Some models may have several configurations available



Available Flash Patterns on models with warning lamps:

Pattern # 1 - NEOBE 150 ALTERNATE - Factory Default

Pattern # 2 - NEOBE 150 SIMULTANEOUS

Pattern # 3 - NEOBE 150 COMBINATION

Pattern # 4 - NEOBE 75 ALTERNATE

Pattern # 5 - NEOBE 75 SIMULTANEOUS

Pattern # 6 - NEOBE 75 COMBINATION

Pattern # 7 - DOUBLE FLASH 250 ALTERNATE.

Pattern # 8 - DOUBLE FLASH 250 SIMULTANEOUS

Pattern # 9 - DOUBLE FLASH 250 COMBINATION

Pattern #10 - DOUBLE FLASH 125 ALTERNATE

Pattern #11 - DOUBLE FLASH 125 SIMULTANEOUS

Pattern #12 - DOUBLE FLASH 125 COMBINATION

Pattern #13 - SINGLE FLASH 375 ALTERNATE.

Pattern #14 - SINGLE FLASH 375 SIMULTANEOUS

Pattern #15 - SINGLE FLASH 375 COMBINATION

Pattern #16 - SINGLE FLASH 150 ALTERNATE

Pattern #17 - SINGLE FLASH 150 SIMULTANEOUS

Pattern #18 - SINGLE FLASH 150 COMBINATION

Pattern #19 - SINGLE FLASH 75 ALTERNATE

Pattern #20 - SINGLE FLASH 75 SIMULTANEOUS

Pattern #21 - SINGLE FLASH 75 COMBINATION

Pattern #22 - MULTI-FLASH 1 (1, 8, 13, 2)

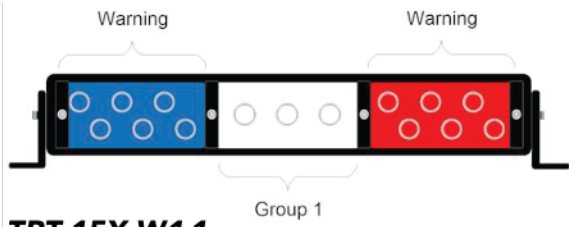
Pattern #23 - MULTI-FLASH 2 (4, 11, 16, 20)

Beam Patterns:

SPOT: 6.5° for seeing far down the road

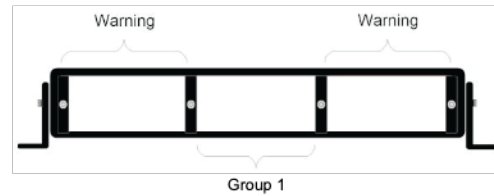
FLOOD: 85° for an extremely wide viewing angle

COMP: 20° a combination of flood and spot




TRT-15X-W1-1

Part Number
TRT-15C-W1-X
TRT-15W-W1-X

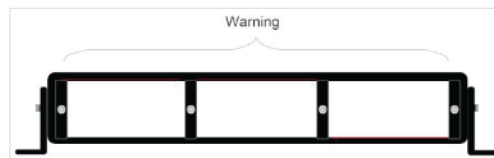


- | | | |
|--------------------------------|--------------------------------|--------------------------------|
| <input type="checkbox"/> Amber | <input type="checkbox"/> Flood | <input type="checkbox"/> Amber |
| <input type="checkbox"/> Blue | <input type="checkbox"/> Spot | <input type="checkbox"/> Blue |
| <input type="checkbox"/> Green | <input type="checkbox"/> Comp | <input type="checkbox"/> Green |
| <input type="checkbox"/> Red | | <input type="checkbox"/> Red |
| <input type="checkbox"/> White | | <input type="checkbox"/> White |

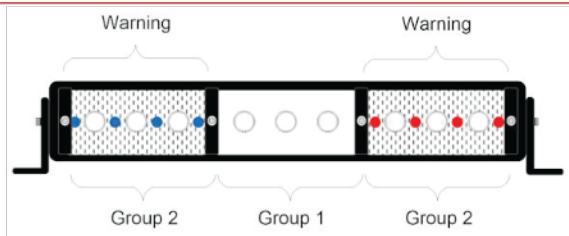


TRT-15X-W2-1

Part Number
TRT-15C-W2-X
TRT-15W-W2-X

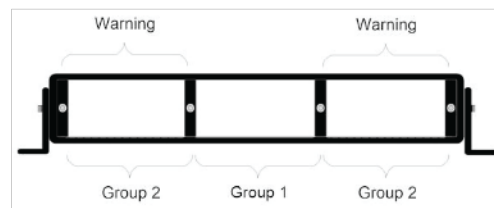


- | | | |
|--------------------------------|--------------------------------|--------------------------------|
| <input type="checkbox"/> Amber | <input type="checkbox"/> Amber | <input type="checkbox"/> Amber |
| <input type="checkbox"/> Blue | <input type="checkbox"/> Blue | <input type="checkbox"/> Blue |
| <input type="checkbox"/> Green | <input type="checkbox"/> Green | <input type="checkbox"/> Green |
| <input type="checkbox"/> Red | <input type="checkbox"/> Red | <input type="checkbox"/> Red |
| <input type="checkbox"/> White | <input type="checkbox"/> White | <input type="checkbox"/> White |

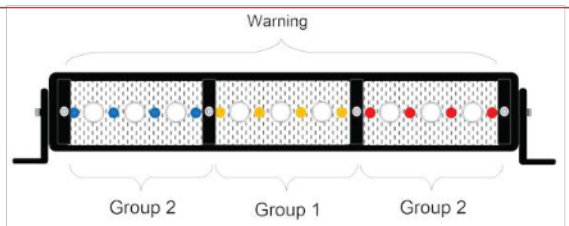


TRT-15X-DW1-1

Part Number
TRT-15C-DW1-X
TRT-15W-DW1-X

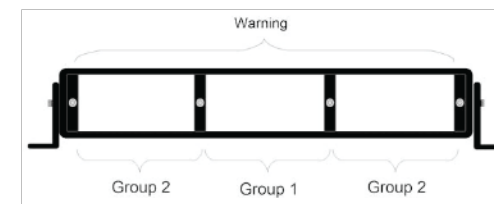


- | | | |
|------------------------------------|--------------------------------|------------------------------------|
| <input type="checkbox"/> A/W Flood | <input type="checkbox"/> Flood | <input type="checkbox"/> A/W Flood |
| <input type="checkbox"/> B/W Flood | <input type="checkbox"/> Spot | <input type="checkbox"/> B/W Flood |
| <input type="checkbox"/> R/W Flood | <input type="checkbox"/> Comp | <input type="checkbox"/> R/W Flood |
| <input type="checkbox"/> A/W Spot | | <input type="checkbox"/> A/W Spot |
| <input type="checkbox"/> B/W Spot | | <input type="checkbox"/> B/W Spot |
| <input type="checkbox"/> R/W Spot | | <input type="checkbox"/> R/W Spot |
| <input type="checkbox"/> A/W Comp | | <input type="checkbox"/> A/W Comp |
| <input type="checkbox"/> B/W Comp | | <input type="checkbox"/> B/W Comp |
| <input type="checkbox"/> R/W Comp | | <input type="checkbox"/> R/W Comp |

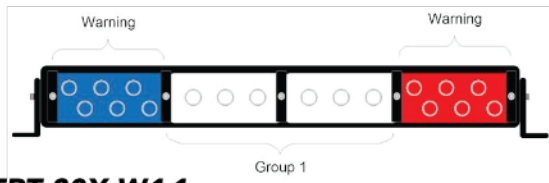


TRT-15X-DW2-1

Part Number
TRT-15C-DW2-X
TRT-15W-DW2-X

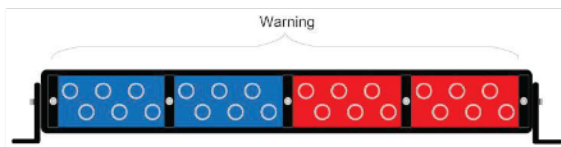
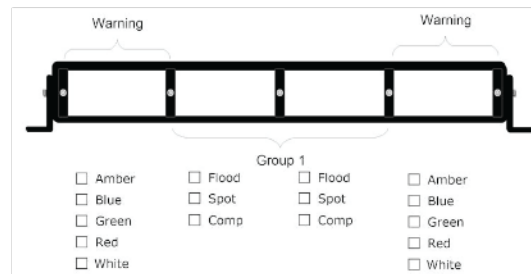


- | | | |
|------------------------------------|------------------------------------|------------------------------------|
| <input type="checkbox"/> A/W Flood | <input type="checkbox"/> A/W Flood | <input type="checkbox"/> A/W Flood |
| <input type="checkbox"/> B/W Flood | <input type="checkbox"/> B/W Flood | <input type="checkbox"/> B/W Flood |
| <input type="checkbox"/> R/W Flood | <input type="checkbox"/> R/W Flood | <input type="checkbox"/> R/W Flood |
| <input type="checkbox"/> A/W Spot | <input type="checkbox"/> A/W Spot | <input type="checkbox"/> A/W Spot |
| <input type="checkbox"/> B/W Spot | <input type="checkbox"/> B/W Spot | <input type="checkbox"/> B/W Spot |
| <input type="checkbox"/> R/W Spot | <input type="checkbox"/> R/W Spot | <input type="checkbox"/> R/W Spot |
| <input type="checkbox"/> A/W Comp | <input type="checkbox"/> A/W Comp | <input type="checkbox"/> A/W Comp |
| <input type="checkbox"/> B/W Comp | <input type="checkbox"/> B/W Comp | <input type="checkbox"/> B/W Comp |
| <input type="checkbox"/> R/W Comp | <input type="checkbox"/> R/W Comp | <input type="checkbox"/> R/W Comp |



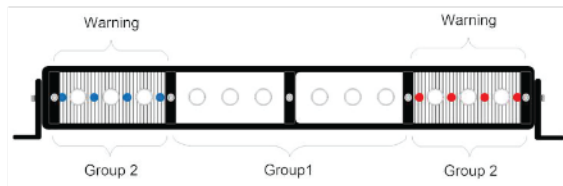
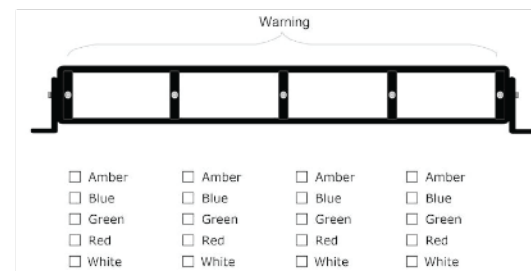
TRT-20X-W1-1

Part Number
TRT-20C-W1-X
TRT-20W-W1-X



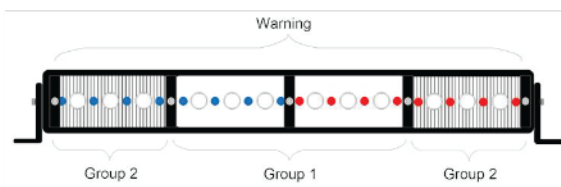
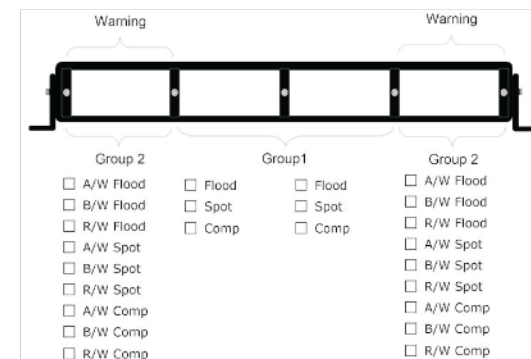
TRT-20X-W2-1

Part Number
TRT-20C-W2-X
TRT-20W-W2-X



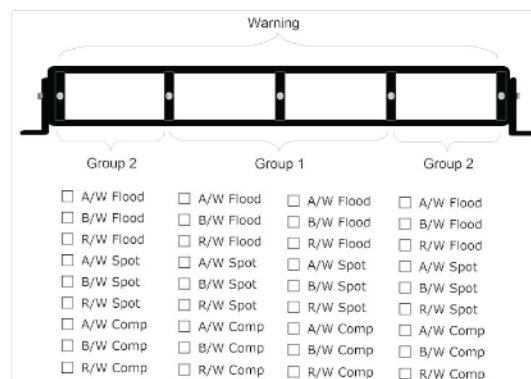
TRT-20X-DW1-1

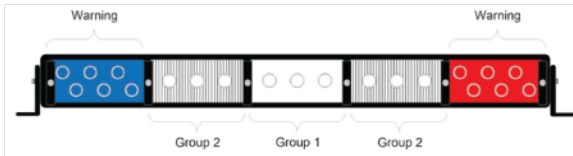
Part Number
TRT-20C-DW1-X
TRT-20W-DW1-X



TRT-20X-DW2-1

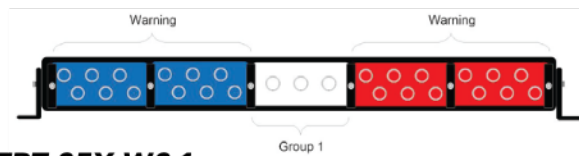
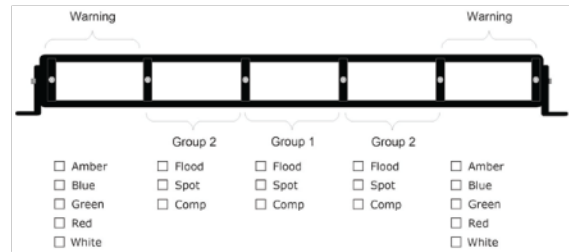
Part Number
TRT-20C-DW2-X
TRT-20W-DW2-X





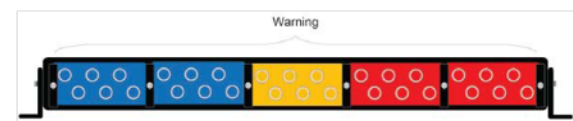
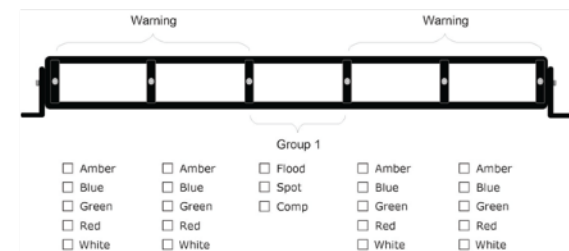
TRT-25X-W1-1

Part Number
TRT-25C-W1-X
TRT-25W-W1-X



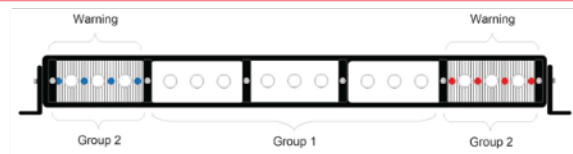
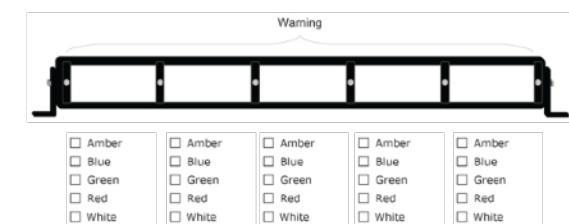
TRT-25X-W2-1

Part Number
TRT-25C-W2-X
TRT-25W-W2-X



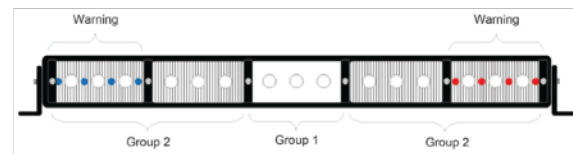
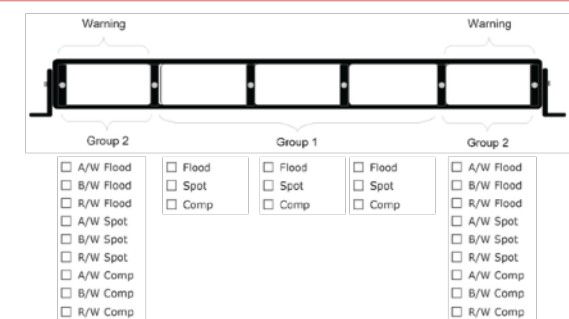
TRT-25X-W3-1

Part Number
TRT-25C-W3-X
TRT-25W-W3-X



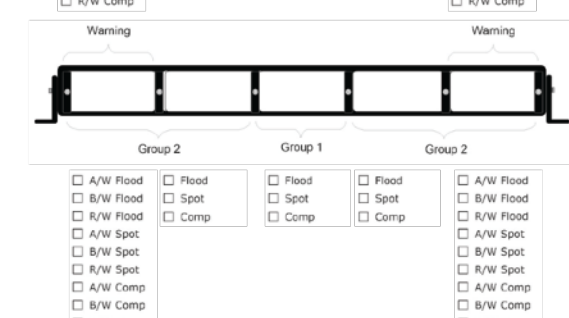
TRT-25X-DW1-1

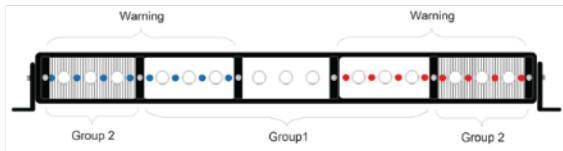
Part Number
TRT-25C-DW1-X
TRT-25W-DW1-X



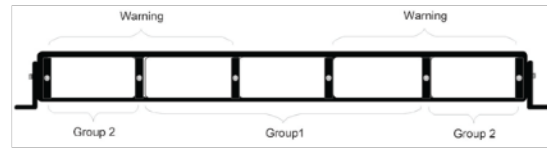
TRT-25X-DW1-2

Part Number
TRT-25C-DW1-X
TRT-25W-DW1-X

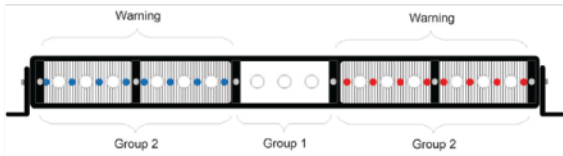




TRT-25X-DW2-1

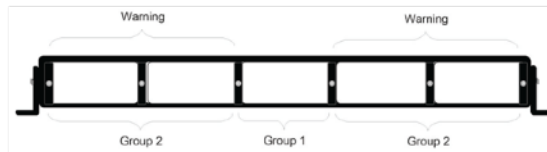


- | | | | | |
|------------------------------------|------------------------------------|--------------------------------|------------------------------------|------------------------------------|
| <input type="checkbox"/> A/W Flood | <input type="checkbox"/> A/W Flood | <input type="checkbox"/> Flood | <input type="checkbox"/> A/W Flood | <input type="checkbox"/> A/W Flood |
| <input type="checkbox"/> B/W Flood | <input type="checkbox"/> B/W Flood | <input type="checkbox"/> Spot | <input type="checkbox"/> B/W Flood | <input type="checkbox"/> B/W Flood |
| <input type="checkbox"/> R/W Flood | <input type="checkbox"/> R/W Flood | <input type="checkbox"/> Comp | <input type="checkbox"/> R/W Flood | <input type="checkbox"/> R/W Flood |
| <input type="checkbox"/> A/W Spot | <input type="checkbox"/> A/W Spot | | <input type="checkbox"/> A/W Spot | <input type="checkbox"/> A/W Spot |
| <input type="checkbox"/> B/W Spot | <input type="checkbox"/> B/W Spot | | <input type="checkbox"/> B/W Spot | <input type="checkbox"/> B/W Spot |
| <input type="checkbox"/> R/W Spot | <input type="checkbox"/> R/W Spot | | <input type="checkbox"/> R/W Spot | <input type="checkbox"/> R/W Spot |
| <input type="checkbox"/> A/W Comp | <input type="checkbox"/> A/W Comp | | <input type="checkbox"/> A/W Comp | <input type="checkbox"/> A/W Comp |
| <input type="checkbox"/> B/W Comp | <input type="checkbox"/> B/W Comp | | <input type="checkbox"/> B/W Comp | <input type="checkbox"/> B/W Comp |
| <input type="checkbox"/> R/W Comp | <input type="checkbox"/> R/W Comp | | <input type="checkbox"/> R/W Comp | <input type="checkbox"/> R/W Comp |

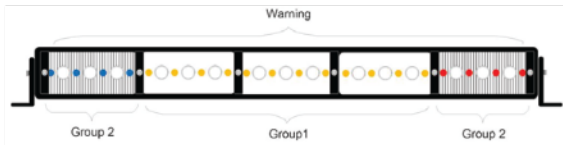


TRT-25X-DW2-2

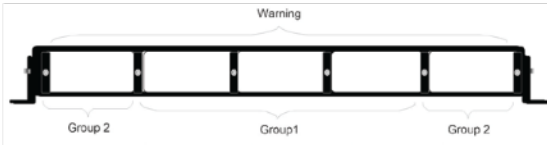
Part Number
TRT-25C-DW2-X
TRT-25W-DW2-X



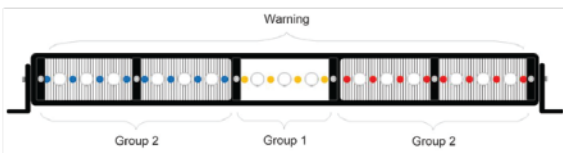
- | | | | | |
|------------------------------------|------------------------------------|--------------------------------|------------------------------------|------------------------------------|
| <input type="checkbox"/> A/W Flood | <input type="checkbox"/> A/W Flood | <input type="checkbox"/> Flood | <input type="checkbox"/> A/W Flood | <input type="checkbox"/> A/W Flood |
| <input type="checkbox"/> B/W Flood | <input type="checkbox"/> B/W Flood | <input type="checkbox"/> Spot | <input type="checkbox"/> B/W Flood | <input type="checkbox"/> B/W Flood |
| <input type="checkbox"/> R/W Flood | <input type="checkbox"/> R/W Flood | <input type="checkbox"/> Comp | <input type="checkbox"/> R/W Flood | <input type="checkbox"/> R/W Flood |
| <input type="checkbox"/> A/W Spot | <input type="checkbox"/> A/W Spot | | <input type="checkbox"/> A/W Spot | <input type="checkbox"/> A/W Spot |
| <input type="checkbox"/> B/W Spot | <input type="checkbox"/> B/W Spot | | <input type="checkbox"/> B/W Spot | <input type="checkbox"/> B/W Spot |
| <input type="checkbox"/> R/W Spot | <input type="checkbox"/> R/W Spot | | <input type="checkbox"/> R/W Spot | <input type="checkbox"/> R/W Spot |
| <input type="checkbox"/> A/W Comp | <input type="checkbox"/> A/W Comp | | <input type="checkbox"/> A/W Comp | <input type="checkbox"/> A/W Comp |
| <input type="checkbox"/> B/W Comp | <input type="checkbox"/> B/W Comp | | <input type="checkbox"/> B/W Comp | <input type="checkbox"/> B/W Comp |
| <input type="checkbox"/> R/W Comp | <input type="checkbox"/> R/W Comp | | <input type="checkbox"/> R/W Comp | <input type="checkbox"/> R/W Comp |



TRT-25X-DW3-1

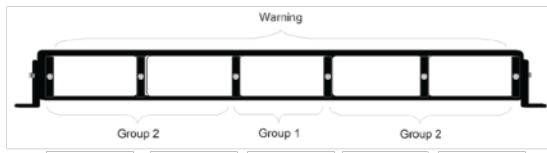


- | | | | | |
|------------------------------------|------------------------------------|------------------------------------|------------------------------------|------------------------------------|
| <input type="checkbox"/> A/W Flood | <input type="checkbox"/> A/W Flood | <input type="checkbox"/> A/W Flood | <input type="checkbox"/> A/W Flood | <input type="checkbox"/> A/W Flood |
| <input type="checkbox"/> B/W Flood | <input type="checkbox"/> B/W Flood | <input type="checkbox"/> B/W Flood | <input type="checkbox"/> B/W Flood | <input type="checkbox"/> B/W Flood |
| <input type="checkbox"/> R/W Flood | <input type="checkbox"/> R/W Flood | <input type="checkbox"/> R/W Flood | <input type="checkbox"/> R/W Flood | <input type="checkbox"/> R/W Flood |
| <input type="checkbox"/> A/W Spot | <input type="checkbox"/> A/W Spot | <input type="checkbox"/> A/W Spot | <input type="checkbox"/> A/W Spot | <input type="checkbox"/> A/W Spot |
| <input type="checkbox"/> B/W Spot | <input type="checkbox"/> B/W Spot | <input type="checkbox"/> B/W Spot | <input type="checkbox"/> B/W Spot | <input type="checkbox"/> B/W Spot |
| <input type="checkbox"/> R/W Spot | <input type="checkbox"/> R/W Spot | <input type="checkbox"/> R/W Spot | <input type="checkbox"/> R/W Spot | <input type="checkbox"/> R/W Spot |
| <input type="checkbox"/> A/W Comp | <input type="checkbox"/> A/W Comp | <input type="checkbox"/> A/W Comp | <input type="checkbox"/> A/W Comp | <input type="checkbox"/> A/W Comp |
| <input type="checkbox"/> B/W Comp | <input type="checkbox"/> B/W Comp | <input type="checkbox"/> B/W Comp | <input type="checkbox"/> B/W Comp | <input type="checkbox"/> B/W Comp |
| <input type="checkbox"/> R/W Comp | <input type="checkbox"/> R/W Comp | <input type="checkbox"/> R/W Comp | <input type="checkbox"/> R/W Comp | <input type="checkbox"/> R/W Comp |

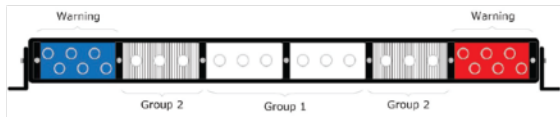


TRT-25X-DW3-2

Part Number
TRT-25C-DW3-X
TRT-25W-DW3-X

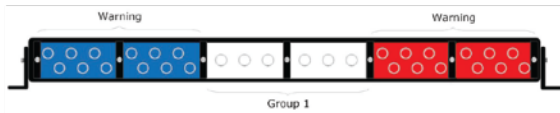
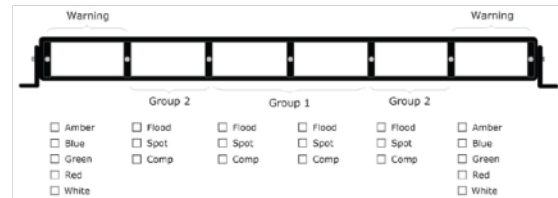


- | | | | | |
|------------------------------------|------------------------------------|------------------------------------|------------------------------------|------------------------------------|
| <input type="checkbox"/> A/W Flood | <input type="checkbox"/> A/W Flood | <input type="checkbox"/> A/W Flood | <input type="checkbox"/> A/W Flood | <input type="checkbox"/> A/W Flood |
| <input type="checkbox"/> B/W Flood | <input type="checkbox"/> B/W Flood | <input type="checkbox"/> B/W Flood | <input type="checkbox"/> B/W Flood | <input type="checkbox"/> B/W Flood |
| <input type="checkbox"/> R/W Flood | <input type="checkbox"/> R/W Flood | <input type="checkbox"/> R/W Flood | <input type="checkbox"/> R/W Flood | <input type="checkbox"/> R/W Flood |
| <input type="checkbox"/> A/W Spot | <input type="checkbox"/> A/W Spot | <input type="checkbox"/> A/W Spot | <input type="checkbox"/> A/W Spot | <input type="checkbox"/> A/W Spot |
| <input type="checkbox"/> B/W Spot | <input type="checkbox"/> B/W Spot | <input type="checkbox"/> B/W Spot | <input type="checkbox"/> B/W Spot | <input type="checkbox"/> B/W Spot |
| <input type="checkbox"/> R/W Spot | <input type="checkbox"/> R/W Spot | <input type="checkbox"/> R/W Spot | <input type="checkbox"/> R/W Spot | <input type="checkbox"/> R/W Spot |
| <input type="checkbox"/> A/W Comp | <input type="checkbox"/> A/W Comp | <input type="checkbox"/> A/W Comp | <input type="checkbox"/> A/W Comp | <input type="checkbox"/> A/W Comp |
| <input type="checkbox"/> B/W Comp | <input type="checkbox"/> B/W Comp | <input type="checkbox"/> B/W Comp | <input type="checkbox"/> B/W Comp | <input type="checkbox"/> B/W Comp |
| <input type="checkbox"/> R/W Comp | <input type="checkbox"/> R/W Comp | <input type="checkbox"/> R/W Comp | <input type="checkbox"/> R/W Comp | <input type="checkbox"/> R/W Comp |



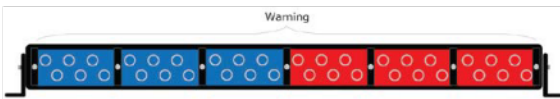
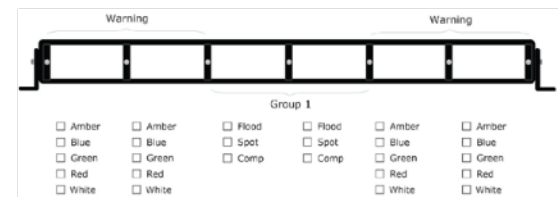
TRT-30X-W1-1

Part Number
TRT-30C-W1-X
TRT-30W-W1-X



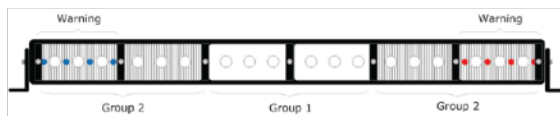
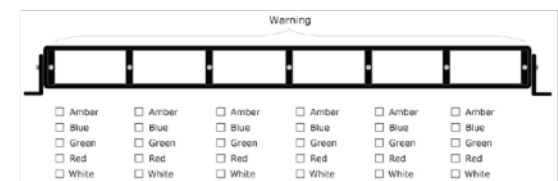
TRT-30X-W2-1

Part Number
TRT-30C-W2-X
TRT-30W-W2-X



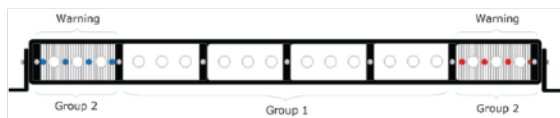
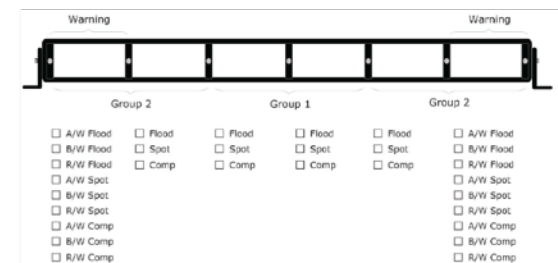
TRT-30X-W3-1

Part Number
TRT-30C-W3-X
TRT-30W-W3-X



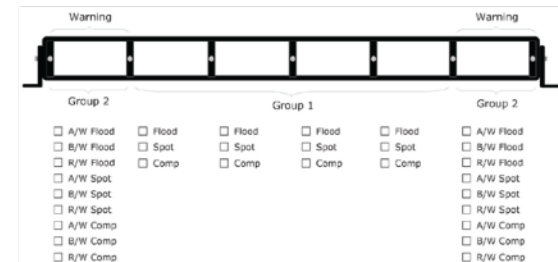
TRT-30X-DW1-1

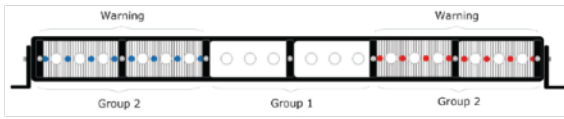
Part Number
TRT-30C-DW1-X
TRT-30W-DW1-X



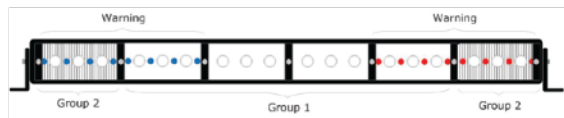
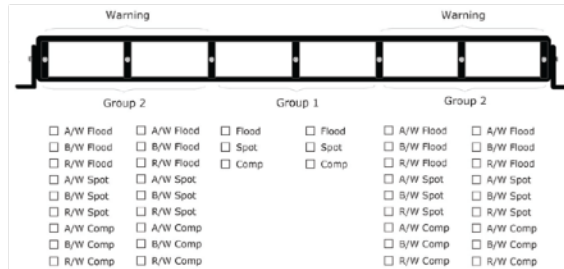
TRT-30X-DW1-2

Part Number
TRT-30C-DW1-X
TRT-30W-DW1-X



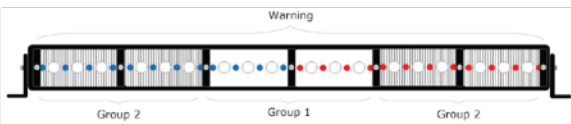
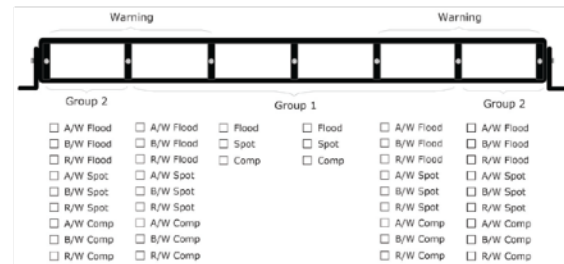


TRT-30X-DW2-1

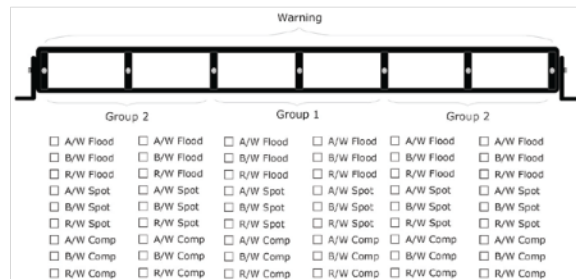


TRT-30X-DW2-2

Part Number
TRT-30C-DW2-X
TRT-30W-DW2-X

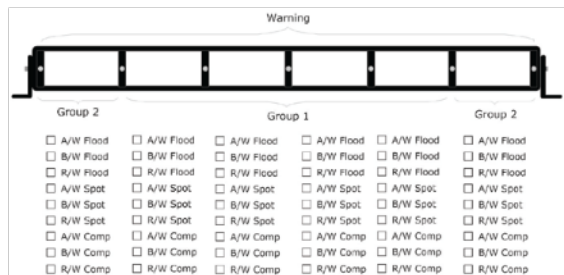


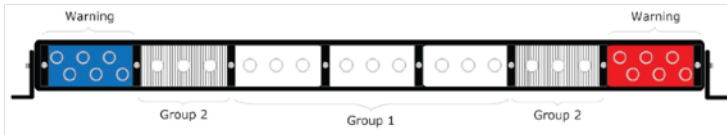
TRT-30X-DW3-1



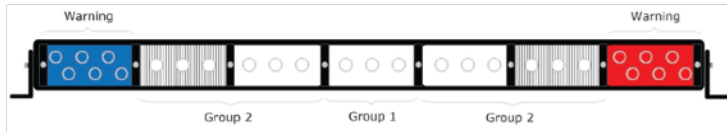
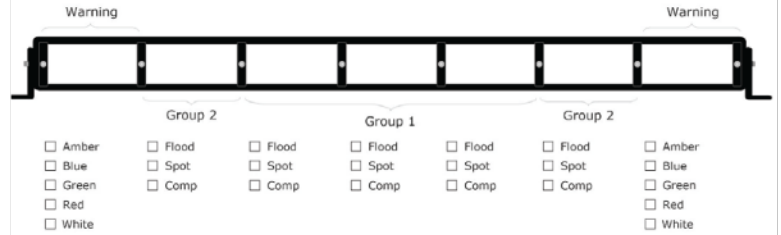
TRT-30X-DW3-2

Part Number
TRT-30C-DW3-X
TRT-30W-DW3-X

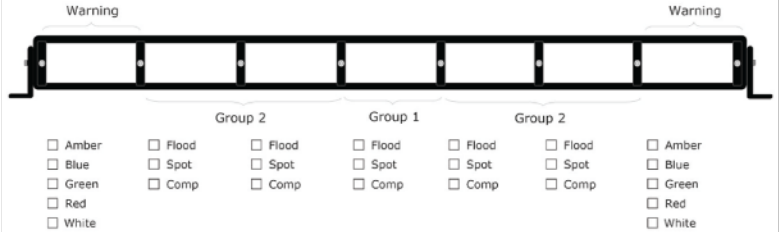




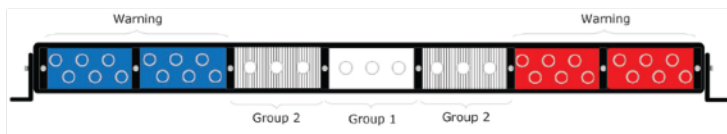
TRT-35X-W1-1



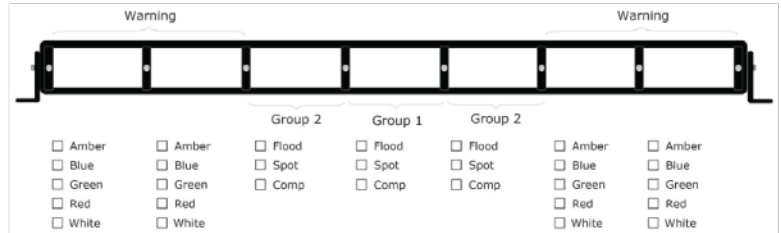
TRT-35X-W1-2



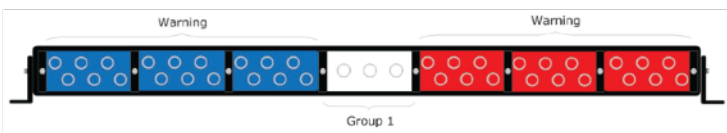
Part Number
TRT-35C-W1-X
TRT-35W-W1-X



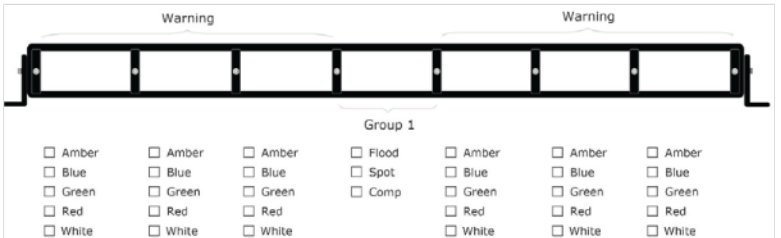
TRT-35X-W2-1



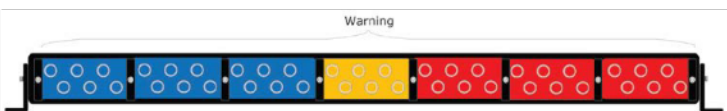
Part Number
TRT-35C-W2-X
TRT-35W-W2-X



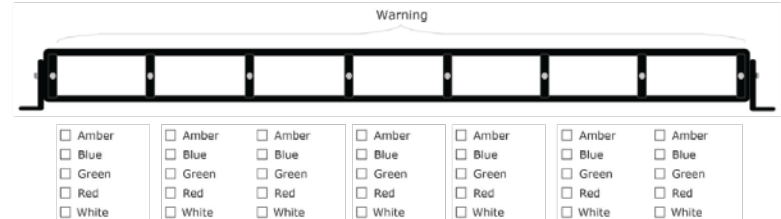
TRT-35X-W3-1



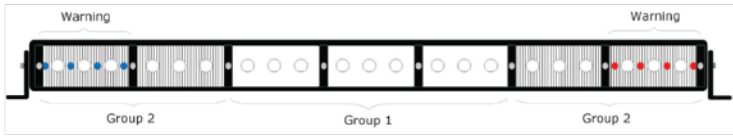
Part Number
TRT-35C-W3-X
TRT-35W-W3-X



TRT-35X-W4-1

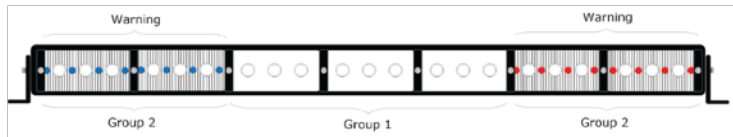
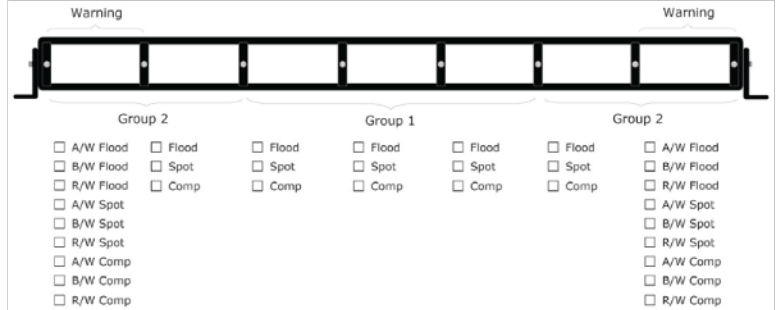


Part Number
TRT-35C-W4-X
TRT-35W-W4-X



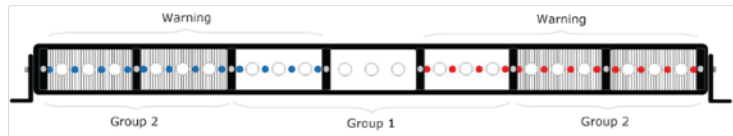
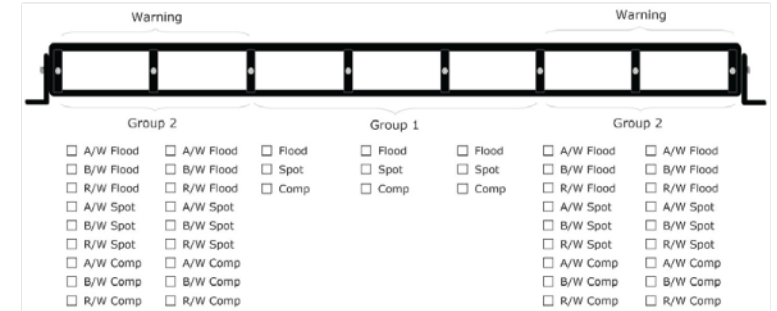
TRT-35X-DW1-1

Part Number
TRT-35C-DW1-X
TRT-35W-DW1-X



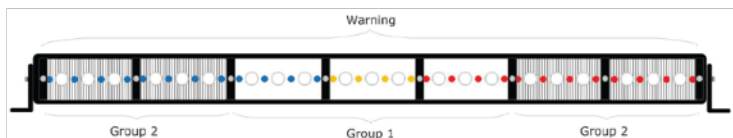
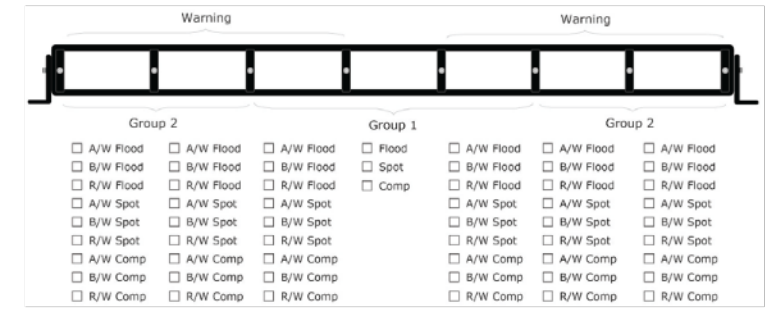
TRT-35X-DW2-1

Part Number
TRT-35C-DW2-X
TRT-35W-DW2-X



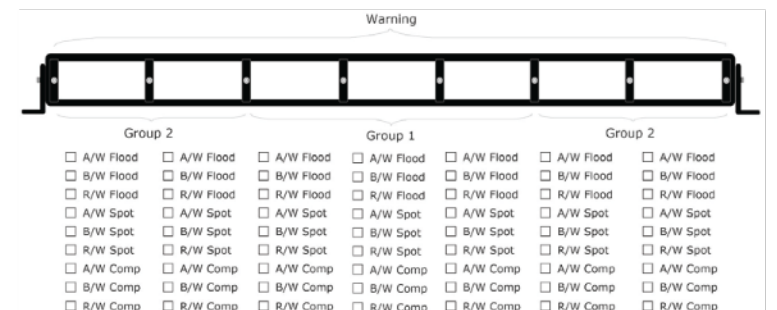
TRT-35X-DW3-1

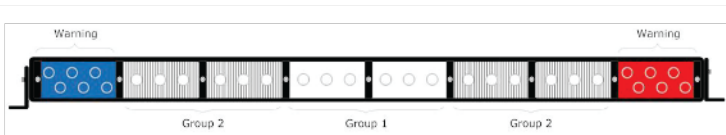
Part Number
TRT-35C-DW3-X
TRT-35W-DW3-X



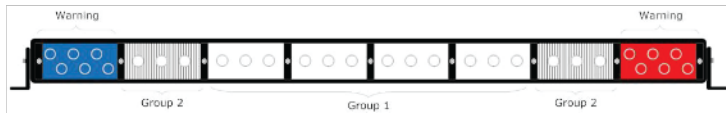
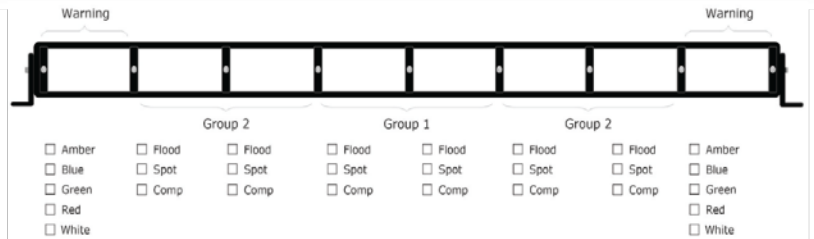
TRT-35X-DW4-1

Part Number
TRT-35C-DW4-X
TRT-35W-DW4-X



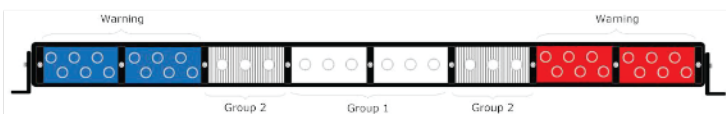
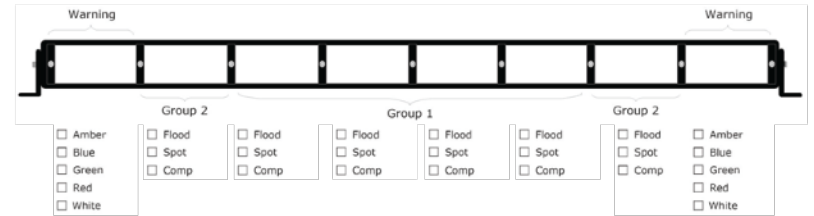


TRT-40X-W1-1



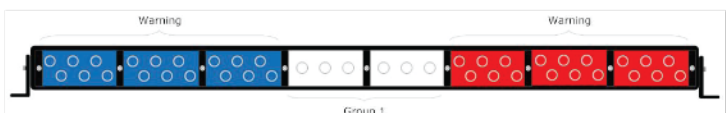
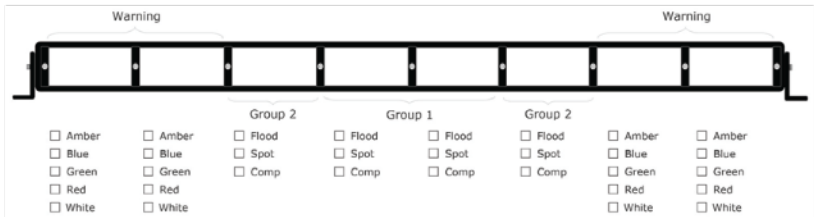
TRT-40X-W1-2

Part Number
TRT-40C-W1-X
TRT-40W-W1-X



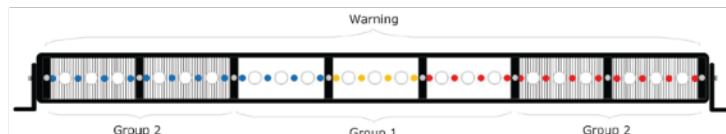
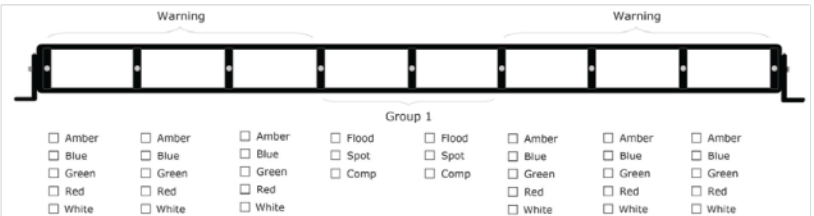
TRT-40X-W2-1

Part Number
TRT-40C-W2-X
TRT-40W-W2-X



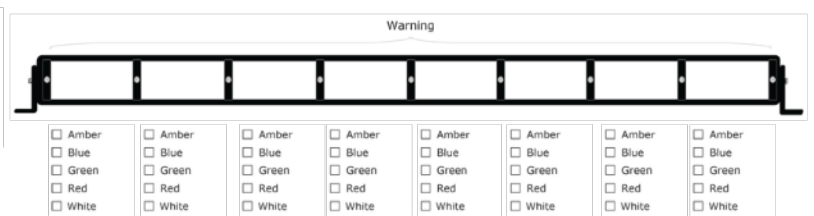
TRT-40X-W3-1

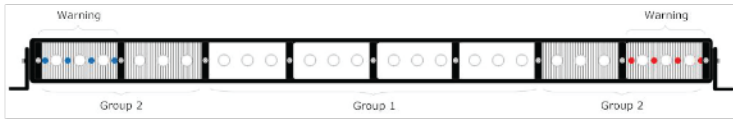
Part Number
TRT-40C-W3-X
TRT-40W-W3-X



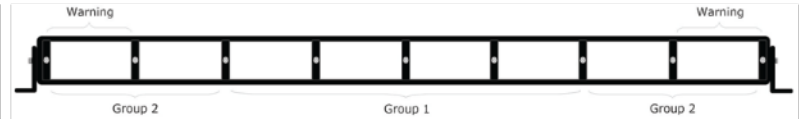
TRT-40X-W4-1

Part Number
TRT-40C-W4-X
TRT-40W-W4-X

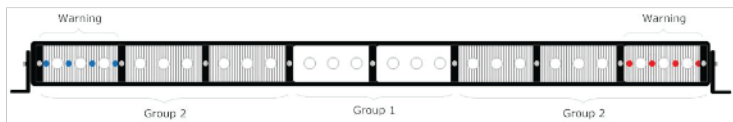




TRT-40X-DW1-1

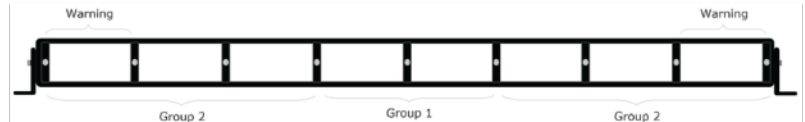


- | | | | | | | | |
|------------------------------------|--------------------------------|--------------------------------|--------------------------------|--------------------------------|--------------------------------|--------------------------------|------------------------------------|
| <input type="checkbox"/> A/W Flood | <input type="checkbox"/> Flood | <input type="checkbox"/> Flood | <input type="checkbox"/> Flood | <input type="checkbox"/> Flood | <input type="checkbox"/> Flood | <input type="checkbox"/> Flood | <input type="checkbox"/> A/W Flood |
| <input type="checkbox"/> B/W Flood | <input type="checkbox"/> Spot | <input type="checkbox"/> Spot | <input type="checkbox"/> Spot | <input type="checkbox"/> Spot | <input type="checkbox"/> Spot | <input type="checkbox"/> Spot | <input type="checkbox"/> B/W Flood |
| <input type="checkbox"/> R/W Flood | <input type="checkbox"/> Comp | <input type="checkbox"/> Comp | <input type="checkbox"/> Comp | <input type="checkbox"/> Comp | <input type="checkbox"/> Comp | <input type="checkbox"/> Comp | <input type="checkbox"/> R/W Flood |
| <input type="checkbox"/> A/W Spot | | | | | | | <input type="checkbox"/> A/W Spot |
| <input type="checkbox"/> B/W Spot | | | | | | | <input type="checkbox"/> B/W Spot |
| <input type="checkbox"/> R/W Spot | | | | | | | <input type="checkbox"/> R/W Spot |
| <input type="checkbox"/> A/W Comp | | | | | | | <input type="checkbox"/> A/W Comp |
| <input type="checkbox"/> B/W Comp | | | | | | | <input type="checkbox"/> B/W Comp |
| <input type="checkbox"/> R/W Comp | | | | | | | <input type="checkbox"/> R/W Comp |

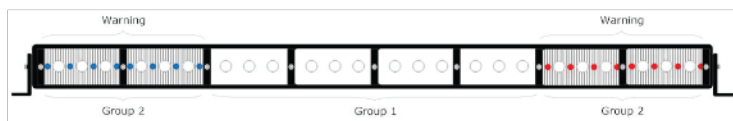


TRT-40X-DW1-2

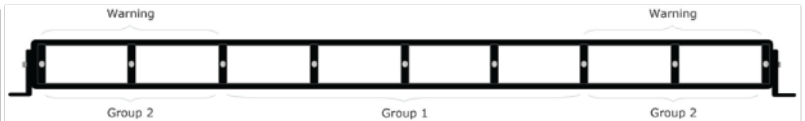
Part Number
TRT-40C-DW1-X
TRT-40W-DW1-X



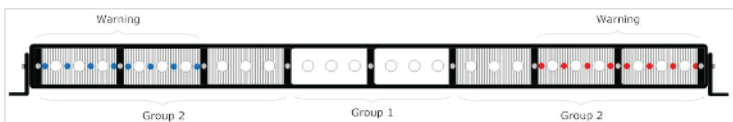
- | | | | | | | | |
|------------------------------------|--------------------------------|--------------------------------|--------------------------------|--------------------------------|--------------------------------|--------------------------------|------------------------------------|
| <input type="checkbox"/> A/W Flood | <input type="checkbox"/> Flood | <input type="checkbox"/> Flood | <input type="checkbox"/> Flood | <input type="checkbox"/> Flood | <input type="checkbox"/> Flood | <input type="checkbox"/> Flood | <input type="checkbox"/> A/W Flood |
| <input type="checkbox"/> B/W Flood | <input type="checkbox"/> Spot | <input type="checkbox"/> Spot | <input type="checkbox"/> Spot | <input type="checkbox"/> Spot | <input type="checkbox"/> Spot | <input type="checkbox"/> Spot | <input type="checkbox"/> B/W Flood |
| <input type="checkbox"/> R/W Flood | <input type="checkbox"/> Comp | <input type="checkbox"/> Comp | <input type="checkbox"/> Comp | <input type="checkbox"/> Comp | <input type="checkbox"/> Comp | <input type="checkbox"/> Comp | <input type="checkbox"/> R/W Flood |
| <input type="checkbox"/> A/W Spot | | | | | | | <input type="checkbox"/> A/W Spot |
| <input type="checkbox"/> B/W Spot | | | | | | | <input type="checkbox"/> B/W Spot |
| <input type="checkbox"/> R/W Spot | | | | | | | <input type="checkbox"/> R/W Spot |
| <input type="checkbox"/> A/W Comp | | | | | | | <input type="checkbox"/> A/W Comp |
| <input type="checkbox"/> B/W Comp | | | | | | | <input type="checkbox"/> B/W Comp |
| <input type="checkbox"/> R/W Comp | | | | | | | <input type="checkbox"/> R/W Comp |



TRT-40X-DW2-1

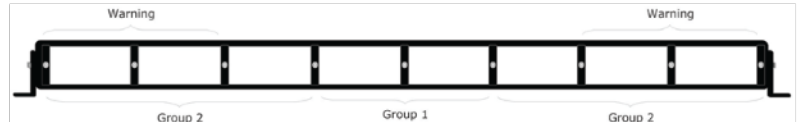


- | | | | | | | | | |
|------------------------------------|------------------------------------|--------------------------------|--------------------------------|--------------------------------|--------------------------------|--------------------------------|------------------------------------|------------------------------------|
| <input type="checkbox"/> A/W Flood | <input type="checkbox"/> A/W Flood | <input type="checkbox"/> Flood | <input type="checkbox"/> Flood | <input type="checkbox"/> Flood | <input type="checkbox"/> Flood | <input type="checkbox"/> Flood | <input type="checkbox"/> A/W Flood | <input type="checkbox"/> A/W Flood |
| <input type="checkbox"/> B/W Flood | <input type="checkbox"/> B/W Flood | <input type="checkbox"/> Spot | <input type="checkbox"/> Spot | <input type="checkbox"/> Spot | <input type="checkbox"/> Spot | <input type="checkbox"/> Spot | <input type="checkbox"/> B/W Flood | <input type="checkbox"/> B/W Flood |
| <input type="checkbox"/> R/W Flood | <input type="checkbox"/> R/W Flood | <input type="checkbox"/> Comp | <input type="checkbox"/> Comp | <input type="checkbox"/> Comp | <input type="checkbox"/> Comp | <input type="checkbox"/> Comp | <input type="checkbox"/> R/W Flood | <input type="checkbox"/> R/W Flood |
| <input type="checkbox"/> A/W Spot | <input type="checkbox"/> A/W Spot | | | | | | <input type="checkbox"/> A/W Spot | <input type="checkbox"/> A/W Spot |
| <input type="checkbox"/> B/W Spot | <input type="checkbox"/> B/W Spot | | | | | | <input type="checkbox"/> B/W Spot | <input type="checkbox"/> B/W Spot |
| <input type="checkbox"/> R/W Spot | <input type="checkbox"/> R/W Spot | | | | | | <input type="checkbox"/> R/W Spot | <input type="checkbox"/> R/W Spot |
| <input type="checkbox"/> A/W Comp | <input type="checkbox"/> A/W Comp | | | | | | <input type="checkbox"/> A/W Comp | <input type="checkbox"/> A/W Comp |
| <input type="checkbox"/> B/W Comp | <input type="checkbox"/> B/W Comp | | | | | | <input type="checkbox"/> B/W Comp | <input type="checkbox"/> B/W Comp |
| <input type="checkbox"/> R/W Comp | <input type="checkbox"/> R/W Comp | | | | | | <input type="checkbox"/> R/W Comp | <input type="checkbox"/> R/W Comp |



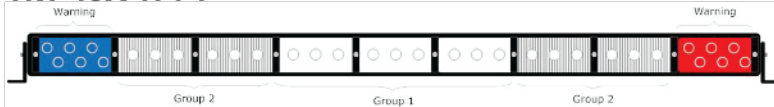
TRT-40X-DW2-2

Part Number
TRT-40C-DW2-X
TRT-40W-DW2-X

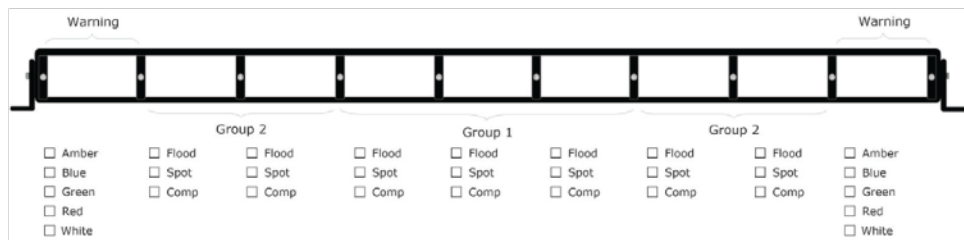


- | | | | | | | | | |
|------------------------------------|------------------------------------|--------------------------------|--------------------------------|--------------------------------|--------------------------------|--------------------------------|------------------------------------|------------------------------------|
| <input type="checkbox"/> A/W Flood | <input type="checkbox"/> A/W Flood | <input type="checkbox"/> Flood | <input type="checkbox"/> Flood | <input type="checkbox"/> Flood | <input type="checkbox"/> Flood | <input type="checkbox"/> Flood | <input type="checkbox"/> A/W Flood | <input type="checkbox"/> A/W Flood |
| <input type="checkbox"/> B/W Flood | <input type="checkbox"/> B/W Flood | <input type="checkbox"/> Spot | <input type="checkbox"/> Spot | <input type="checkbox"/> Spot | <input type="checkbox"/> Spot | <input type="checkbox"/> Spot | <input type="checkbox"/> B/W Flood | <input type="checkbox"/> B/W Flood |
| <input type="checkbox"/> R/W Flood | <input type="checkbox"/> R/W Flood | <input type="checkbox"/> Comp | <input type="checkbox"/> Comp | <input type="checkbox"/> Comp | <input type="checkbox"/> Comp | <input type="checkbox"/> Comp | <input type="checkbox"/> R/W Flood | <input type="checkbox"/> R/W Flood |
| <input type="checkbox"/> A/W Spot | <input type="checkbox"/> A/W Spot | | | | | | <input type="checkbox"/> A/W Spot | <input type="checkbox"/> A/W Spot |
| <input type="checkbox"/> B/W Spot | <input type="checkbox"/> B/W Spot | | | | | | <input type="checkbox"/> B/W Spot | <input type="checkbox"/> B/W Spot |
| <input type="checkbox"/> R/W Spot | <input type="checkbox"/> R/W Spot | | | | | | <input type="checkbox"/> R/W Spot | <input type="checkbox"/> R/W Spot |
| <input type="checkbox"/> A/W Comp | <input type="checkbox"/> A/W Comp | | | | | | <input type="checkbox"/> A/W Comp | <input type="checkbox"/> A/W Comp |
| <input type="checkbox"/> B/W Comp | <input type="checkbox"/> B/W Comp | | | | | | <input type="checkbox"/> B/W Comp | <input type="checkbox"/> B/W Comp |
| <input type="checkbox"/> R/W Comp | <input type="checkbox"/> R/W Comp | | | | | | <input type="checkbox"/> R/W Comp | <input type="checkbox"/> R/W Comp |

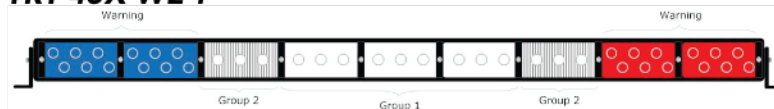
TRT-45X-W1-1



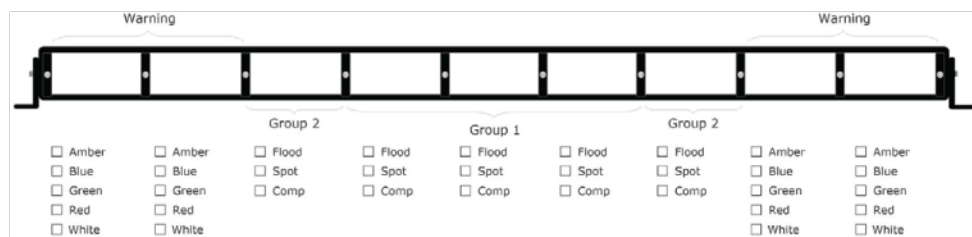
Part Number
TRT-45C-W1-X
TRT-45W-W1-X



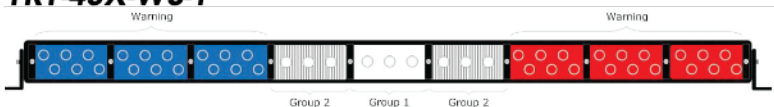
TRT-45X-W2-1



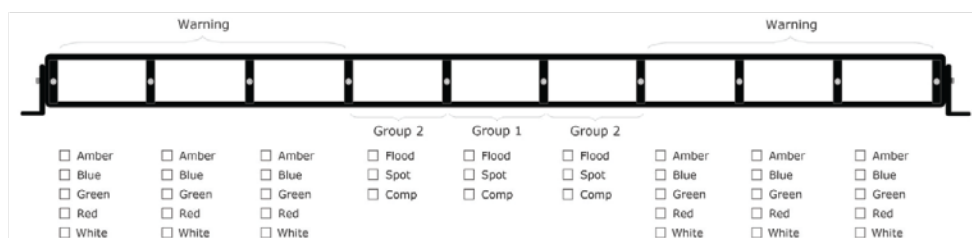
Part Number
TRT-45C-W2-X
TRT-45W-W2-X



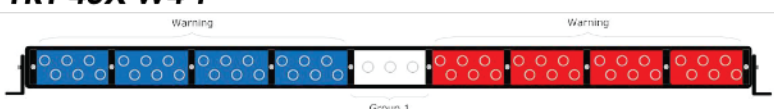
TRT-45X-W3-1



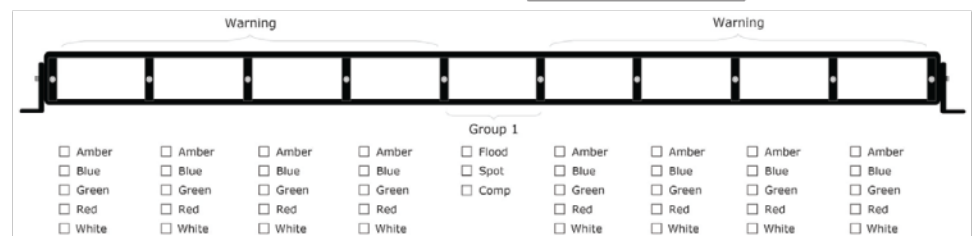
Part Number
TRT-45C-W3-X
TRT-45W-W3-X



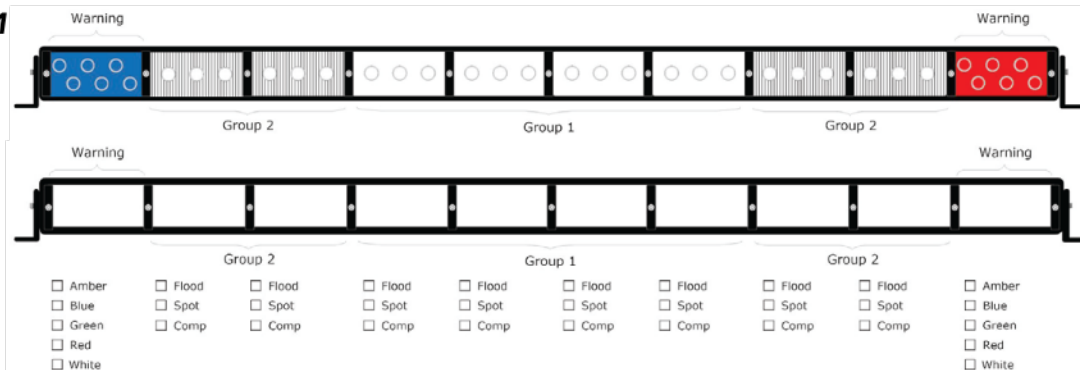
TRT-45X-W4-1



Part Number
TRT-45C-W4-X
TRT-45W-W4-X

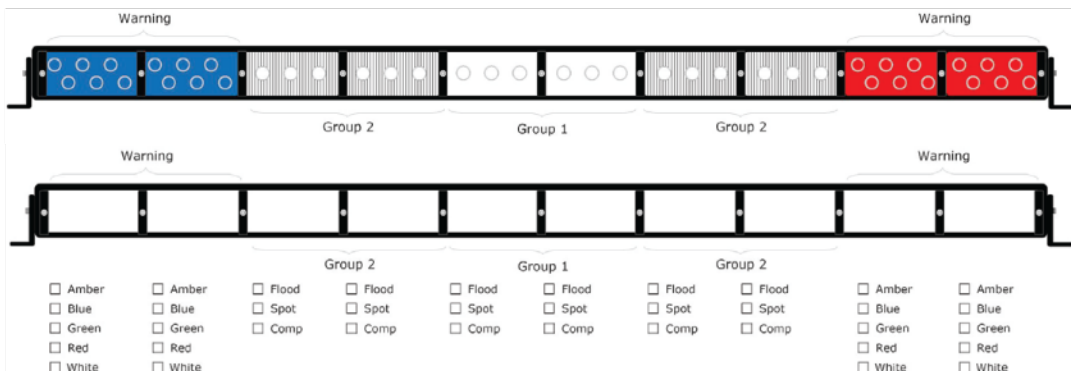


TRT-50X-W1-1



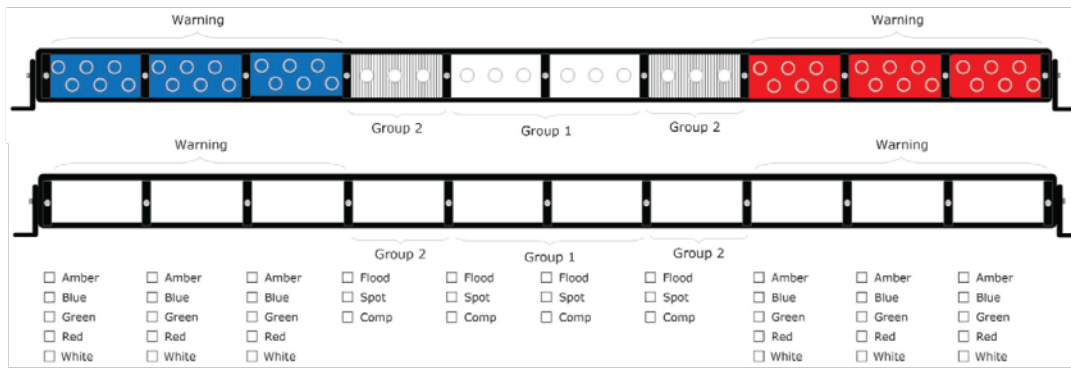
Part Number
TRT-50C-W1-X
TRT-50W-W1-X

TRT-50X-W2-1

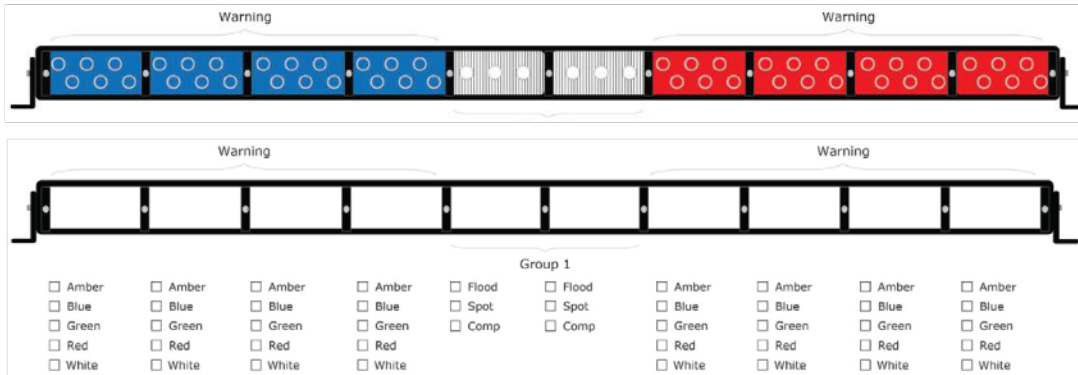


Part Number
TRT-50C-W2-X
TRT-50W-W2-X

TRT-50X-W3-1

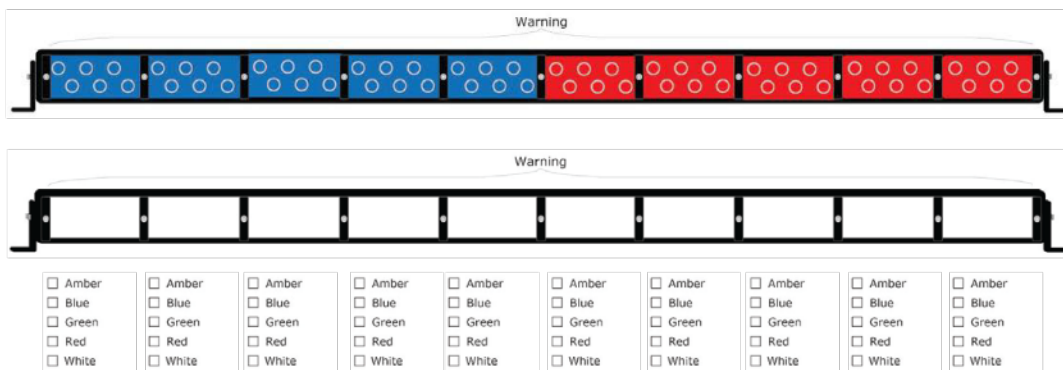


Part Number
TRT-50C-W3-X
TRT-50W-W3-X



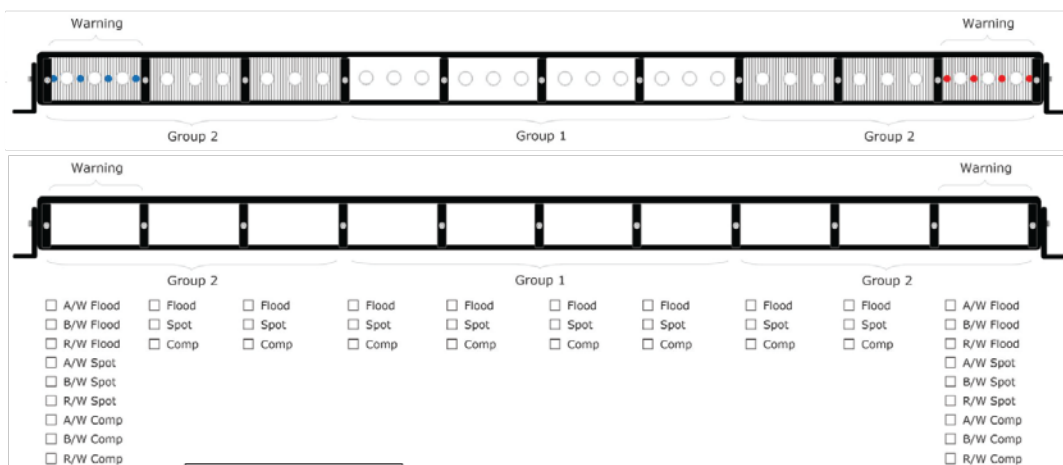
TRT-50X-W4-1

Part Number
TRT-50C-W4-X
TRT-50W-W4-X



TRT-50X-W5-1

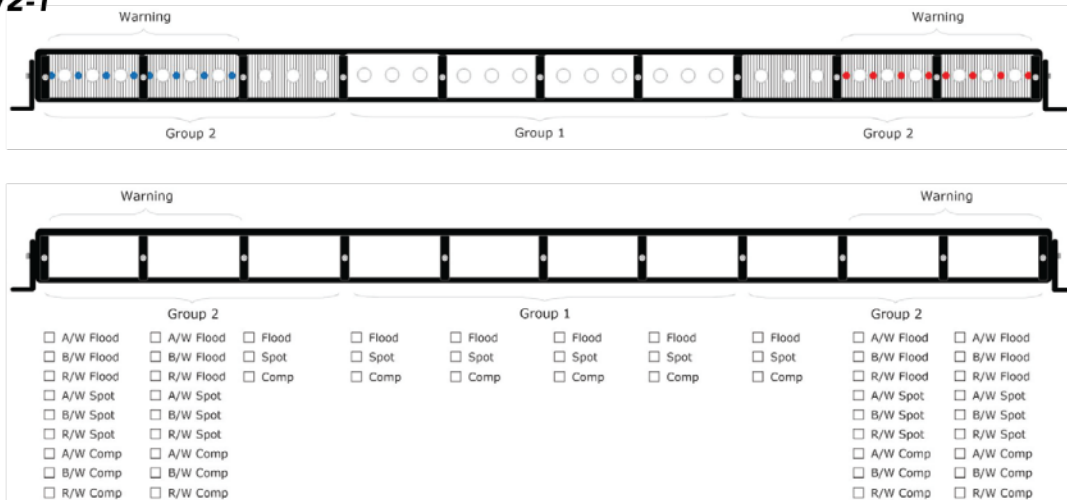
Part Number
TRT-50C-W5-X
TRT-50W-W5-X



TRT-50X-DW1-1

Part Number
TRT-50C-DW1-X
TRT-50W-DW1-X

TRT-50X-DW2-1



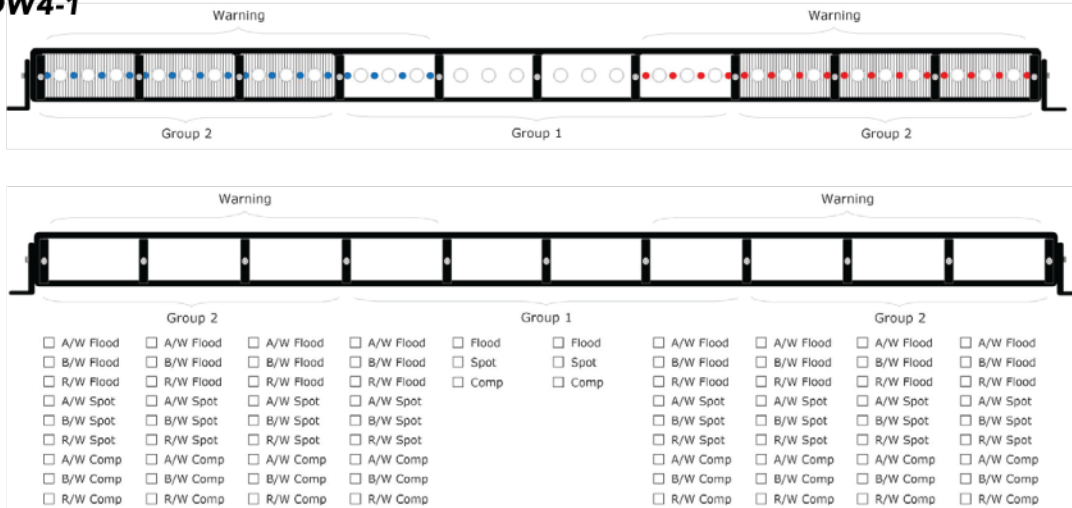
Part Number
TRT-50C-DW2-X
TRT-50W-DW2-X

TRT-50X-DW3-1



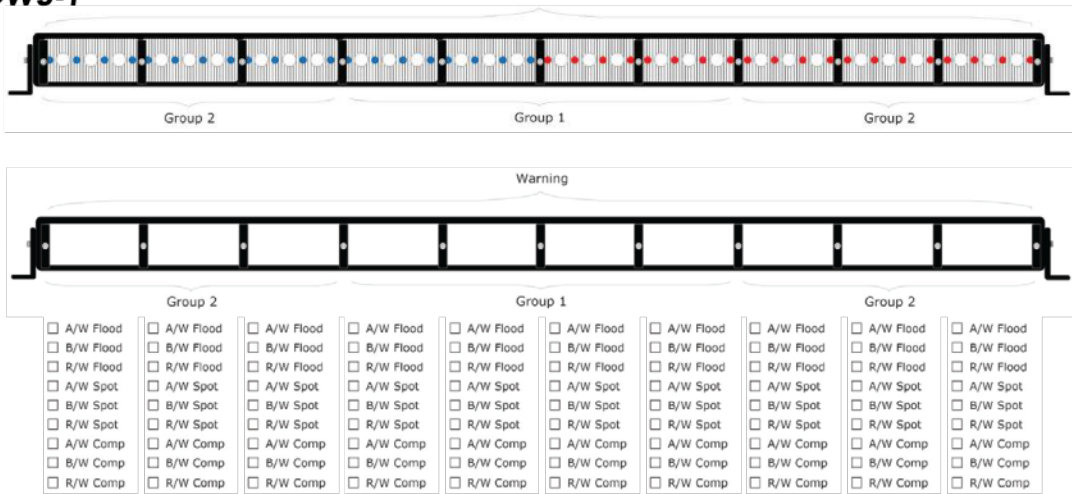
Part Number
TRT-50C-DW3-X
TRT-50W-DW3-X

TRT-50X-DW4-1



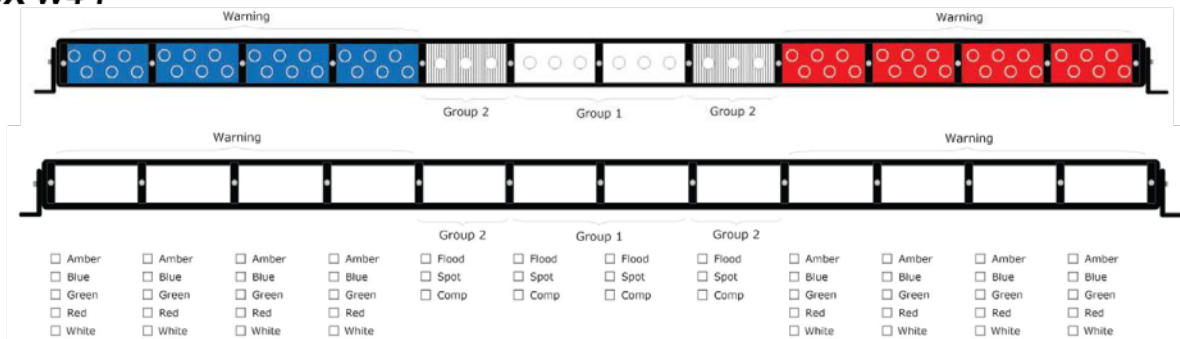
Part Number
TRT-50C-DW4-X
TRT-50W-DW4-X

TRT-50X-DW5-1



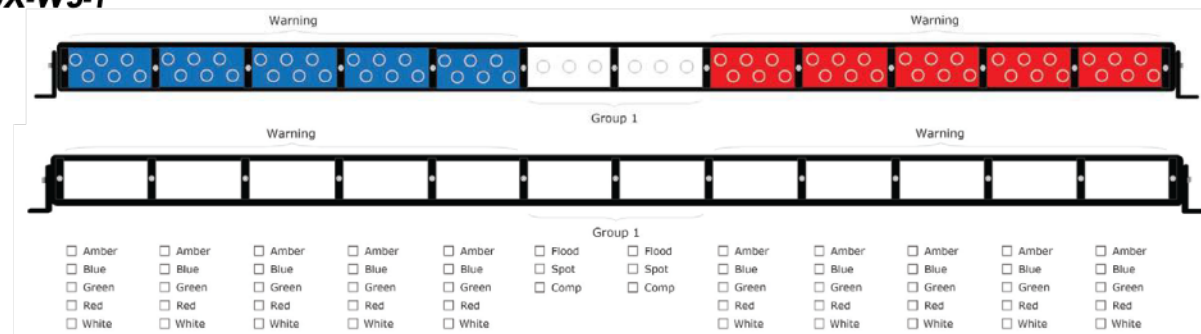
Part Number
TRT-50C-DW5-X
TRT-50W-DW5-X

TRT-60X-W4-1



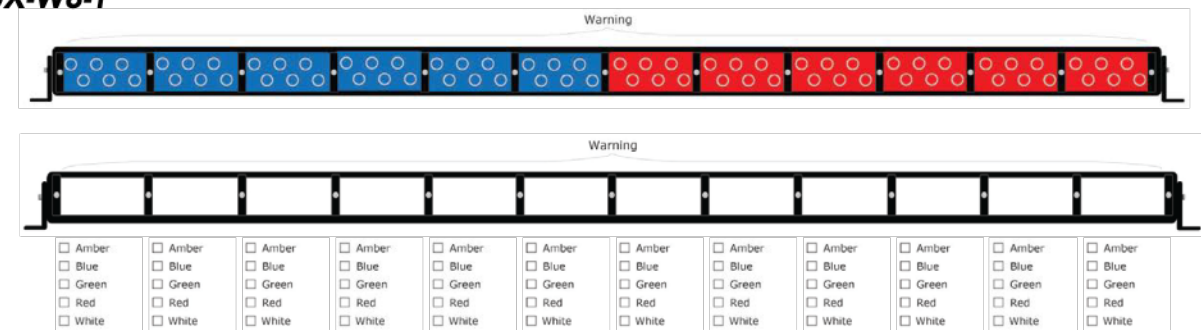
Part Number
TRT-60C-W4-X
TRT-60W-W4-X

TRT-60X-W5-1

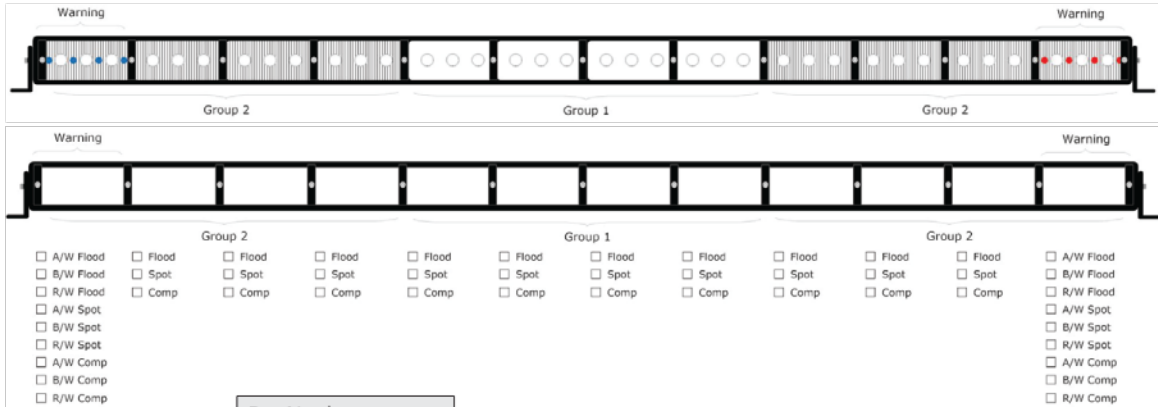


Part Number
TRT-60C-W5-X
TRT-60W-W5-X

TRT-60X-W6-1

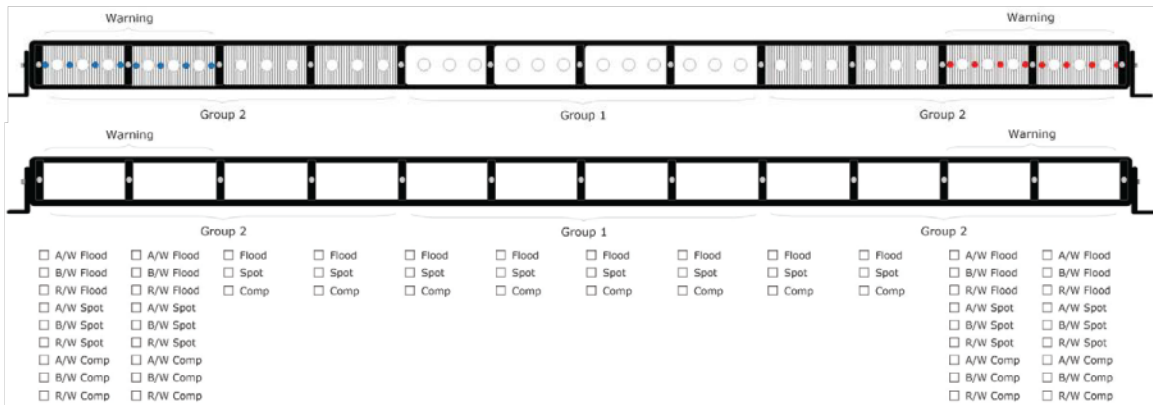


Part Number
TRT-60C-W6-X
TRT-60W-W6-X



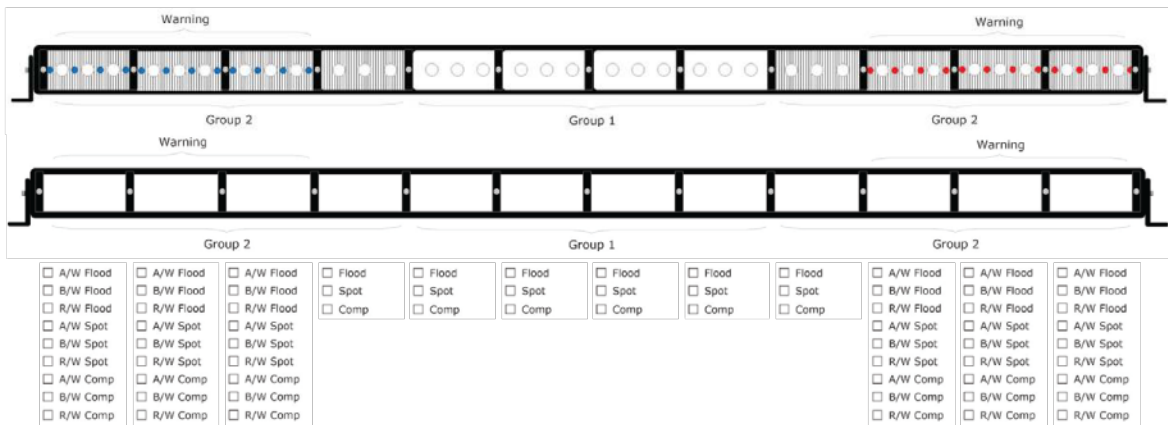
TRT-60X-DW1-1

Part Number
TRT-60C-DW1-X
TRT-60W-DW1-X



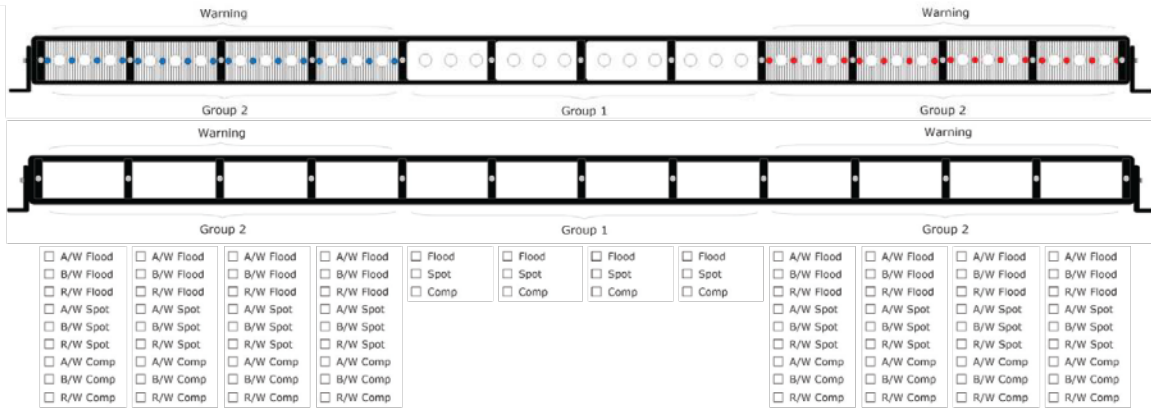
TRT-60X-DW2-1

Part Number
TRT-60C-DW2-X
TRT-60W-DW2-X



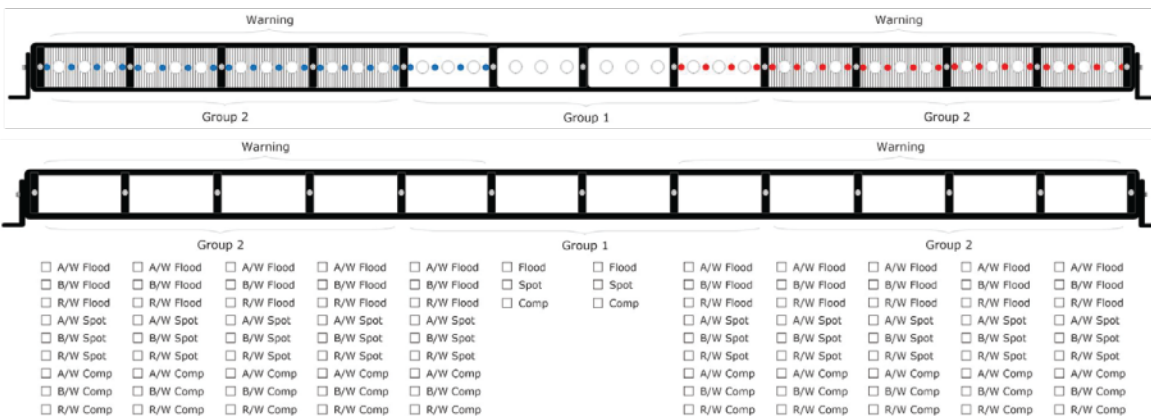
TRT-60X-DW3-1

Part Number
TRT-60C-DW3-X
TRT-60W-DW3-X



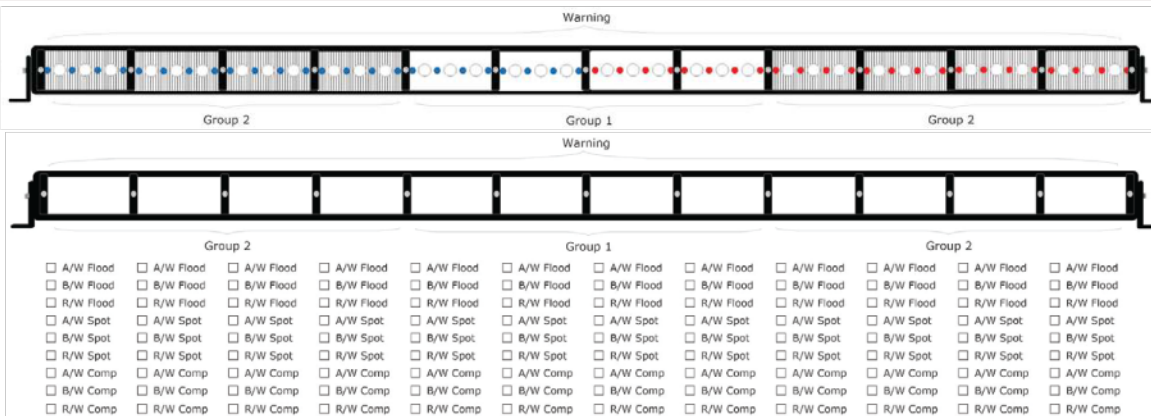
TRT-60X-DW4-1

Part Number
TRT-60C-DW4-X
TRT-60W-DW4-X



TRT-60X-DW5-1

Part Number
TRT-60C-DW5-X
TRT-60W-DW5-X



TRT-60X-DW6-1

Part Number
TRT-60C-DW6-X
TRT-60W-DW6-X



TOMAR ELECTRONICS, INC
2100 W. OBISPO AVE GILBERT, AZ 85233 USA
SALES@TOMAR.COM ▪ 480-497-4400