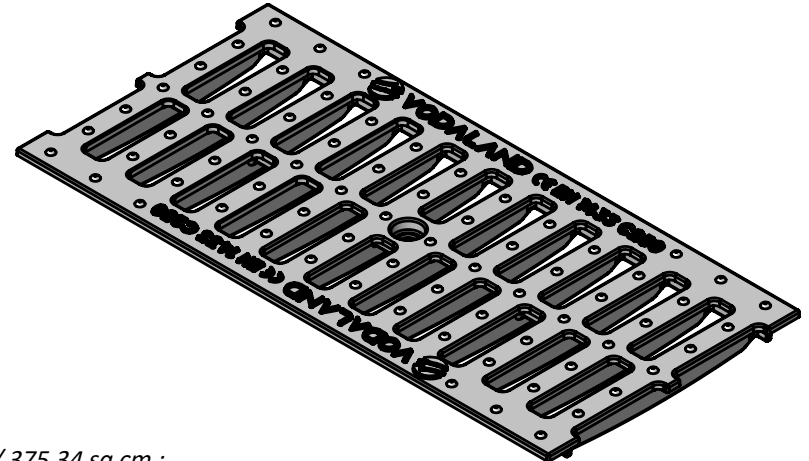
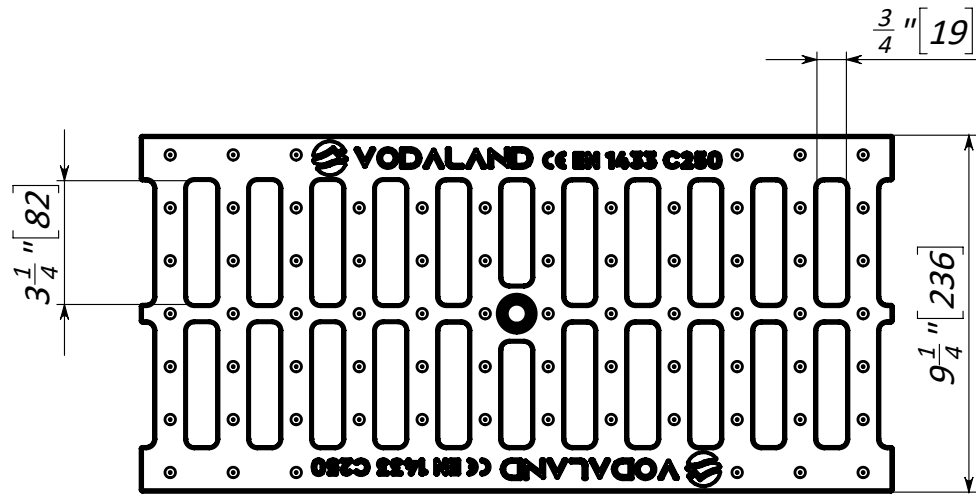
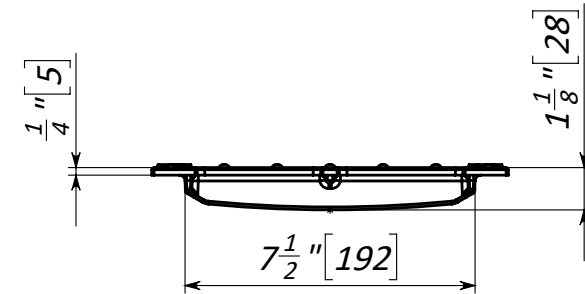
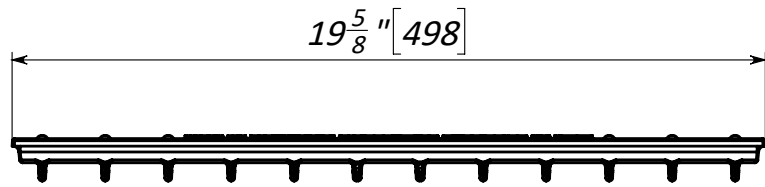


6 5 4 3 2 1



1. Dimensions for reference, inch [mm]
2. Area of water intake slots 58.17 sq inch / 375.34 sq cm ;
3. Deviation of the actual weight of the nominal can be up to 10%

UNLESS OTHERWISE SPECIFIED: DIMENSIONS ARE IN MILLIMETERS SURFACE FINISH: TOLERANCES: ISO 2768-c LINEAR: ANGULAR:				FINISH:		DO NOT SCALE DRAWING		REVISION		
						TITLE: 8" Cast iron slotted grate Base C250				
						Load class: C250				
						Article:		25303		A4
						WEIGHT: 11.77 lb / 5.34 kg		SCALE:1:5		SHEET 1 OF 1

	NAME	SIGNATURE	DATE			
DRAWN	LMV		16.05.22			
CHK'D	LMK					
APPV'D						
MFG						
Q.A						
				MATERIAL:		
				Cast iron		

6 5 4 3 2 1

D
C
B
A

D
C
B
A