


Blind Chair Instructions



ITEM NO.	DESCRIPTION	QTY.
A	Round Pedastel base	1
B	Lifting Bar	1
C	Pedal	1
D	Lifting Bar	1
E	Bolts M8*45	1
F	Bolts M6*30	4

ITEM NO.	DESCRIPTION	QTY.
G	Locking Nuts M8	1
H	Locking Nuts M6	4
I	Washer M6	4
J	Square Pedastel base	1
K	Bolt 5/16-18"*3/4"	4
L	Bolt 5/16-18"	4



STEPS:-----

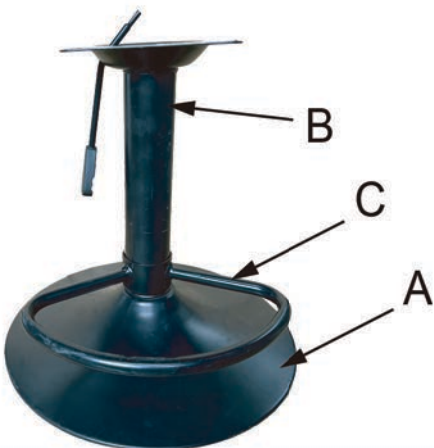
STEP1



Fasten C with G and E; Put C on B from the bottom to the top

STEP2


Insert the installed C and B into round hole A



When the seat needs to be installed on the tower, need to be installed B Insert into the J round hole

STEP3

SEAT INSTALLATION



Align the four holes on D and the four holes on B in order, then install them with F, I, and H.

TWO USES:

