

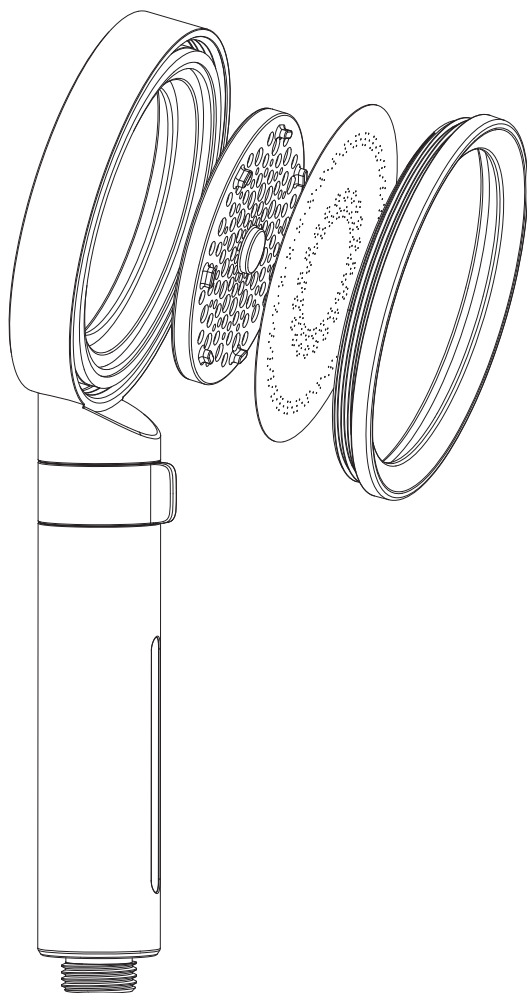


Filtered Water Shower Head

User manual

Test the Doulton difference.

www.doulton.com



Features



Stainless steel face plate that gives a superfine spray.



Switch feature lets you switch from filtered to un-filtered water to save filter life.



Contains a dual filter system – reduces chlorine and sediment in your shower water.



Inspection window in handle to view filter condition, ensuring that you always have the best shower.

Performance

- Significantly reduces chlorine and particles in your shower water*
- 8000L lifetime of filter (approx. 2 months for a family of four)**
- Operates in 5 - 50°C temperature range.
- 0.5 – 5.5 Bar operating pressure***


* In-house tested.

** Depending upon the quality of your tap water.

***If your water pressure is above 5.5 bar we recommend that a pressure regulator should be fitted before the shower head to reduce the pressure to less than 5.5 bar

Changing filter

Water
outlet



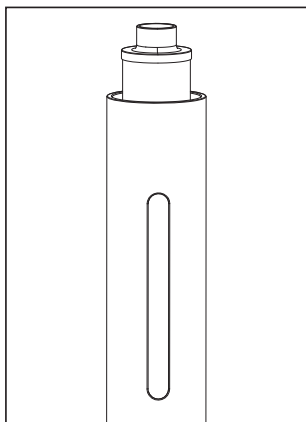
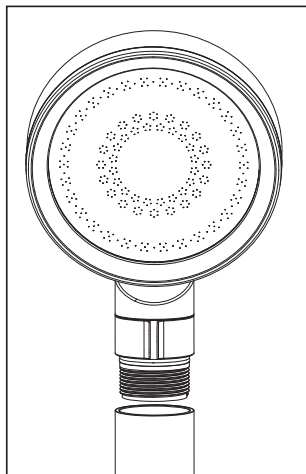
1. Handle (chlorine) filter assembly.

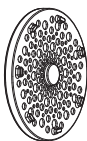
Rotate the handle anti-clockwise (this will be tight at first) and separate the handle from the head.

Remove the dirty filter.

Remove the plastic film packaging and insert the new filter into the handle (ensure that the water outlet is upward).

Screw the handle back onto the head until tight and the window is aligned with the normal position on the switch.





2. Head filter assembly.

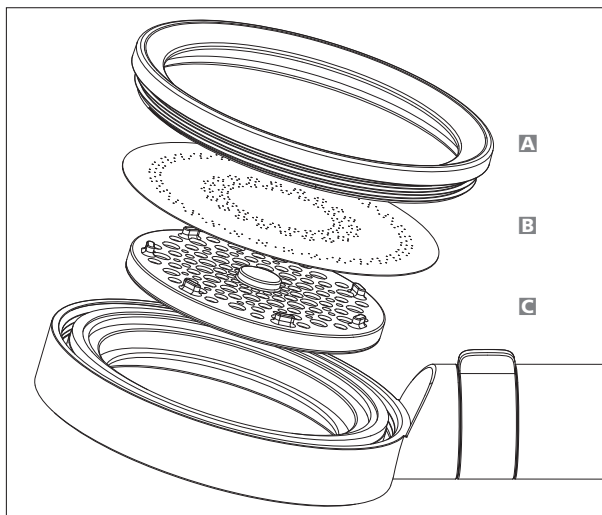
With the face upward, rotate the face trim **A** anti-clockwise to open (this will be tight at first).

Remove the stainless-steel face **B** and clean with soapy water. Remove the dirty head filter **C** and replace with new (ensuring plastic face is upward).

Replace the stainless-steel plate (ensuring that the washer is fully located, and the plate is polished side up).

Replace the face trim **A** and rotate clockwise until tight.

If you experience uneven flow after changing the filters, switch the shower head to normal unfiltered for 10-20 seconds to allow the filters to wet.



Caring for your Shower head

- Replace the filter regularly to avoid the face becoming blocked.
- Clean the stainless-steel plate with soapy water and dry with a soft cloth. Do not use harsh chemicals such as bleach as this will damage the plate and the shower head.
- If the shower head has not been used for a while, it is advisable to let the water run for 10-20 seconds before showering.
- Store spare filters in a cool dry place away from direct sunlight.
- Do not use your shower head with water hotter than 50°C.
- Do not use your shower head with water pressure higher than 5.5 Bar (0.5MPa)^{***}.
- Doulton® Water Filters cannot accept liability if the user instructions are not followed.
- For more information, after sales advice and to purchase replacement cartridges visit www.doulton.com.
- If using this shower head with an electrical boiler / shower, please consult your appliance manual for minimum operating water flow. Always ensure that your filters are clean to maintain water flow and avoid damage to your appliance.

^{***} If your water pressure is above 5.5 bar we recommend that a pressure regulator should be fitted before the shower head to reduce the pressure to less than 5.5 bar

Materials

Shower head - ABS and Stainless-steel.

Filters - ABS, PP and activated carbon fibre.

Product Warranty

Your Doulton filtered water shower head is covered under warranty for 12 months from the purchase date of the product against any failure due to defect of materials, workmanship or design.

Please retain your receipt as proof of purchase.

LEGAL DISCLAIMER.

In the absence of any negligence or other breach of duty by us, the installation and use of this product is entirely at your own risk. You must at all times observe and comply with our instructions (whether set out in the appliance manual or otherwise) relating to the installation and use of this product. We will not be liable nor responsible to you for any loss or damage, legal disputes or conflicts of interests and other adverse events you suffer as a result of your failure to observe or comply with our instructions or otherwise results from your misuse or irresponsible or negligent use of the product or as a result of any events outside of our control. To the maximum extent permitted by any applicable laws, we make no warranty, representation or guarantee (whether express, implied or otherwise) regarding the fitness, merchantability, or suitability of this product for any unreasonable or unforeseeable purpose. This disclaimer does not affect your statutory consumer rights or otherwise restrict or limit any liability that we cannot lawfully exclude under any applicable laws.

Hong Kong.

在我們沒有任何疏忽或違反其他義務的情況下，您將自己完全承擔安裝和使用此產品的風險。您必須始終遵從我們在產品安裝與使用方面的指示（無論該等指示是否在設備手冊中所列或有其他規定）。對於您違反或未能遵守我們的使用指示或因您對產品的不正確或不負責任或過失使用或因其他不可控制因素而導致的任何損失、損害、法律糾紛，及其他一切造成利益衝突的不利事件，我們將不承擔任何責任。在任何適用法律允許的最大範圍內，我們對本產品之適用性、其可商售品質、或其對任何不合理或不可預見的用途的適用性均不作任何保證、陳述或擔保（不論明示，暗示或其他方式）。此免責聲明不影響您的法定消費者權益，亦不得卸除或局限我們根據任何適用法律不能免責的任何法律責任。

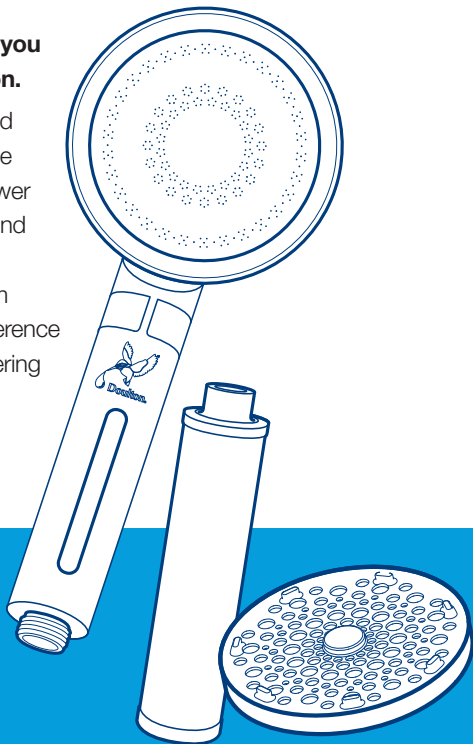
Congratulations

on purchasing your
Doulton Filtered Water Shower head!



**Doulton is the name that you
can trust in water filtration.**

Your shower filter is designed to remove unwanted chlorine and particles from your shower water. Protecting your hair and skin from harsh chemicals. You are moments away from discovering the Doulton difference and enjoying a better showering experience.



Test the Doulton difference.

www.doulton.com