



## 36-INCH GAS RANGETOP W/ EMBEDDED GRIDDLE

DTT36M974 | MODERNIST COLLECTION



### AVAILABLE MODELS

DTT36M974LS	36" Rangetop, Stainless Steel, Natural Gas
DTT36M974PS	36" Rangetop, Stainless Steel, Liquid Propane
DTT36M974HS	36" Rangetop, Stainless Steel, Natural Gas/High Altitude
DTT36M974AS	36" Rangetop, Stainless Steel, Liquid Propane/High Altitude
DTT36M974LM	36" Rangetop, Graphite Stainless Steel, Natural Gas
DTT36M974PM	36" Rangetop, Graphite Stainless Steel, Liquid Propane
DTT36M974HM	36" Rangetop, Graphite Stainless Steel, Natural Gas/High Altitude
DTT36M974AM	36" Rangetop, Graphite Stainless Steel, Liquid Propane/High Altitude

### FEATURES & BENEFITS

- 4 Dual-Stack Sealed Burners + Electric Griddle.
- Powerful 22K BTU and true simmer burners.
- Continuous grates.
- Illumina™ Knobs and Ambient Light.
- Includes brass and black burner caps.
- Available in graphite stainless steel and silver stainless steel finish.

### ACCESSORIES (INCLUDED)

- WOK RING
- BRASS BURNER CAPS
- BLACK BURNER CAPS

### BURNER PERFORMANCE

TOTAL NUMBER OF COOKTOP BURNERS	4 (BRASS)
RIGHT FRONT (BTU)	22,000 DUAL (SIMMER)
RIGHT REAR (BTU)	9,000 STACK DUAL (SIMMER)
LEFT FRONT (BTU)	18,000 DUAL (SIMMER)
LEFT REAR (BTU)	16,000 DUAL (SIMMER)
SEALED BURNERS	YES

### GRIDDLE PERFORMANCE

ELECTRIC	1,400W
----------	--------

### CONTROL FEATURES

LED KNOB BACKLIGHTING	YES
LED AMBIENT LIGHTING	YES
LED CONTROL BUTTON	YES
WI FI CONNECT LED	YES
WI FI CONNECT BUTTON	YES
BLUETOOTH CONNECT LED	YES
BLUETOOTH CONNECT BUTTON	YES

### ADDITIONAL FEATURES

RE-IGNITION	YES
OIL PAN	YES

### INSTALLATION

GAS TYPE	NATURAL GAS/ LIQUID PROPANE
HIGH ALTITUDE AVAILABLE	YES
POWER CORD	YES

### TECHNICAL DETAILS

CIRCUIT BREAKER (A)	15
VOLTS (V)	120
FREQUENCY (HZ)	60
ENERGY SOURCE	GAS AND ELECTRIC

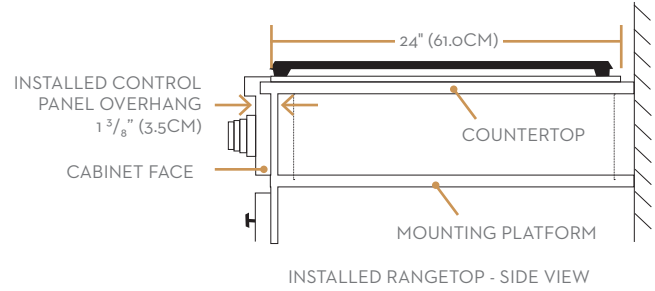
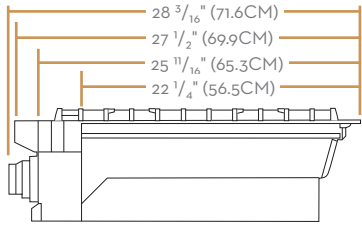
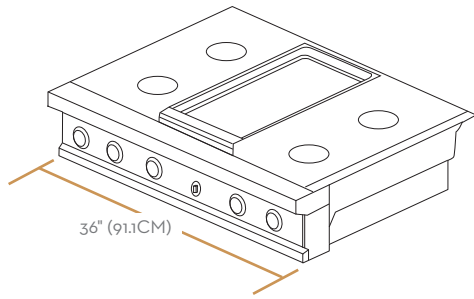
### DIMENSIONS & WEIGHT

APPLIANCE DIMENSIONS (H X W X D) (IN.)	8" X 36" X 27 1/2"
REQUIRED CUTOUT SIZE (H X W X D) (IN.)	7 3/4" X 36" X 24"

### WARRANTY

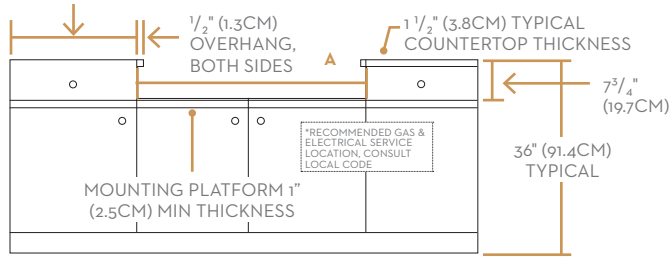
LIMITED, PARTS AND LABOR	2 YEARS
--------------------------	---------

### APPLIANCE DIMENSIONS



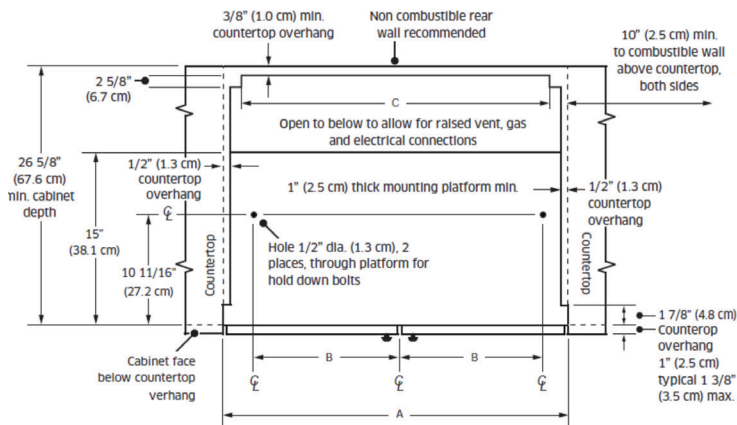
### CABINET/COUNTERTOP DIMENSIONS

10" (25.4CM) TO COMBUSTIBLE SIDE WALL MIN. BOTH SIDES



CABINET / COUNTERTOP DIMENSIONS - FRONT VIEW

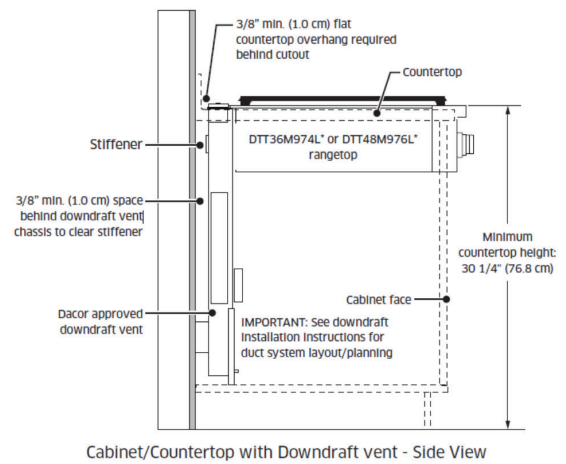
\*NOTE: PRODUCT TOLERANCE +/- 1/16" (+/- 1.6MM)-O UNLESS OTHERWISE NOTED



CABINET/COUNTERTOP CUTOUT DIMENSIONS WITHOUT DOWNDRAFT VENT - TOP VIEW.

### 36"

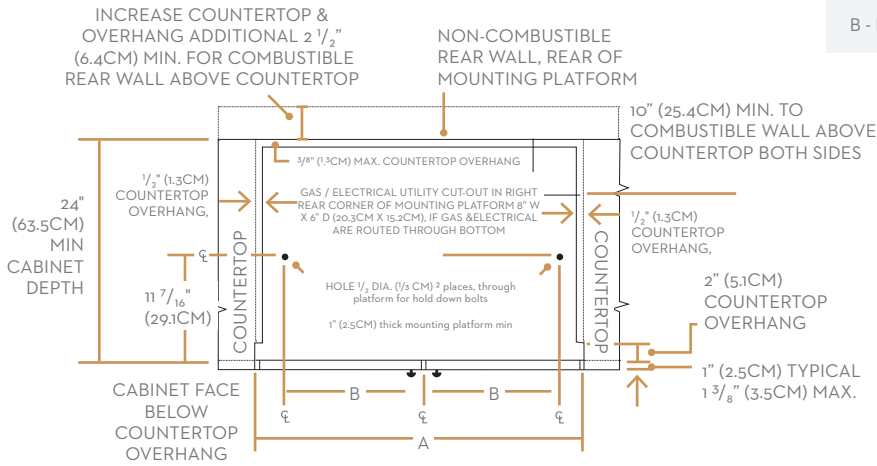
A - CUTOUT WIDTH	36" (91.4CM)
B - HOLE OFFSET	16 5/8" (42.2CM)
C - DOWNDRAFT VENT CUTOUT	33 1/2" (85.1CM)
APPROVED DOWNDRAFT VENT MODELS	MRV36, MRV3615



CABINET/COUNTERTOP CUTOUT DIMENSIONS WITH DOWNDRAFT VENT - SIDE VIEW

**NOTE:** Gas and electrical connections may only be routed through the bottom of the rangetop when installed with a downdraft vent.

### CABINET/COUNTERTOP CUTOUT DIMENSIONS

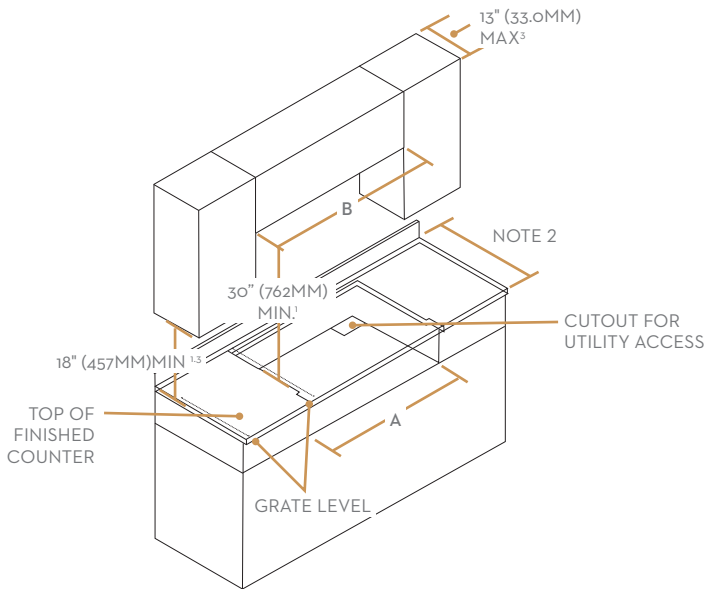


CABINET/COUNTERTOP CUTOUT DIMENSIONS WITHOUT DOWNDRAFT VENT - TOP VIEW

36"

A - CUTOUT WIDTH	36" (91.4CM)
B - HOLE OFFSET	16 5/8" (42.2CM)

### CLEARANCE DIMENSIONS



36"

A - CUTOUT WIDTH	36" (91.4CM)
B	36" (91.4CM)* MINIMUM 42" (106.7CM)** RECOMMENDED

**NOTE:** All vertical clearances must be maintained for a minimum of 18" (457mm) above the cooking surface.