


With only three holes the Eagle Bone Ocarina Flute, made by our friends at *Songbird Ocarina*, is surprisingly flexible in its musical range! It is great for improvisation.

Some players may wish to learn this flute in greater musical detail, and so we have made this quick reference guide on how to play the the Eagle Bone Ocarina, to learn its full range and the technique for how to produce all available notes.

The Eagle Bone Ocarina Flute is sensitive, meaning that the same fingering combination may produce different notes depending on how soft/hard the player blows. The diagram below shows different fingering patterns and the notes produced with Light or Strong air pressure – the underlined notes represent the pentatonic minor scale, which will be further discussed below the diagram:



	or	or
Light Air:	<u>E</u> F# < <u>A</u> >	<u>B</u> < C# > <u>E</u>
Strong Air:	F <u>G</u> < Bb >	C < <u>D</u> > F

Alternating from light air to strong air with each pair of notes (there are alternate fingering patterns for the A/Bb pair, and for the C#/D pair), one can produce many notes covering one octave plus a full-step note higher: E, F, F#, G, A, Bb, B, C, C#, D, E, F.


It may be helpful to play with a digital tuner with the frequency set to 440Hz. This will help you learn the right amount of pressure to apply for each desired note.

High Spirits Flutes produces Native American Style 6-hole flutes that can also be played in a 5-hole configuration (with a hole cover on the 3rd hole from the top). The tuning style is known as minor pentatonic, and either the 6-hole or the 5-hole configuration can easily play the minor pentatonic scale of the flute's key. *Songbird Ocarina's* Eagle Bone Ocarina flute, with its 3-hole configuration, can also play the minor pentatonic scale in its key of E.


It may take some practice as two of its notes, G and D, are produced with stronger air while the others are played with lighter air. In order, that scale is E, G, A, B, D, E. Those notes have been underlined in the above diagram.

Since there are alternate fingering patterns for the A/Bb pair, and for the C#/D pair, players can experiment and decide for themselves which patterns they prefer.


With those options, here are four ways to play the minor pentatonic scale – the notes requiring stronger air pressure are underlined and bolded; all others require lighter pressure:




E G A B D E



E G A B D E



E G A B D E



E G A B D E

This flute has a unique look and sound, and we encourage you to check out more awesome ocarinas and other crafts at <https://www.songbirdocarina.com/> -- and for fun, check out their YouTube channel at <https://www.youtube.com/@songbirdocarinas>. We are happy to offer *Songbird Ocarina's* Eagle Bone Ocarina Flute, and we hope this guide will help you learn to play and enjoy it!