

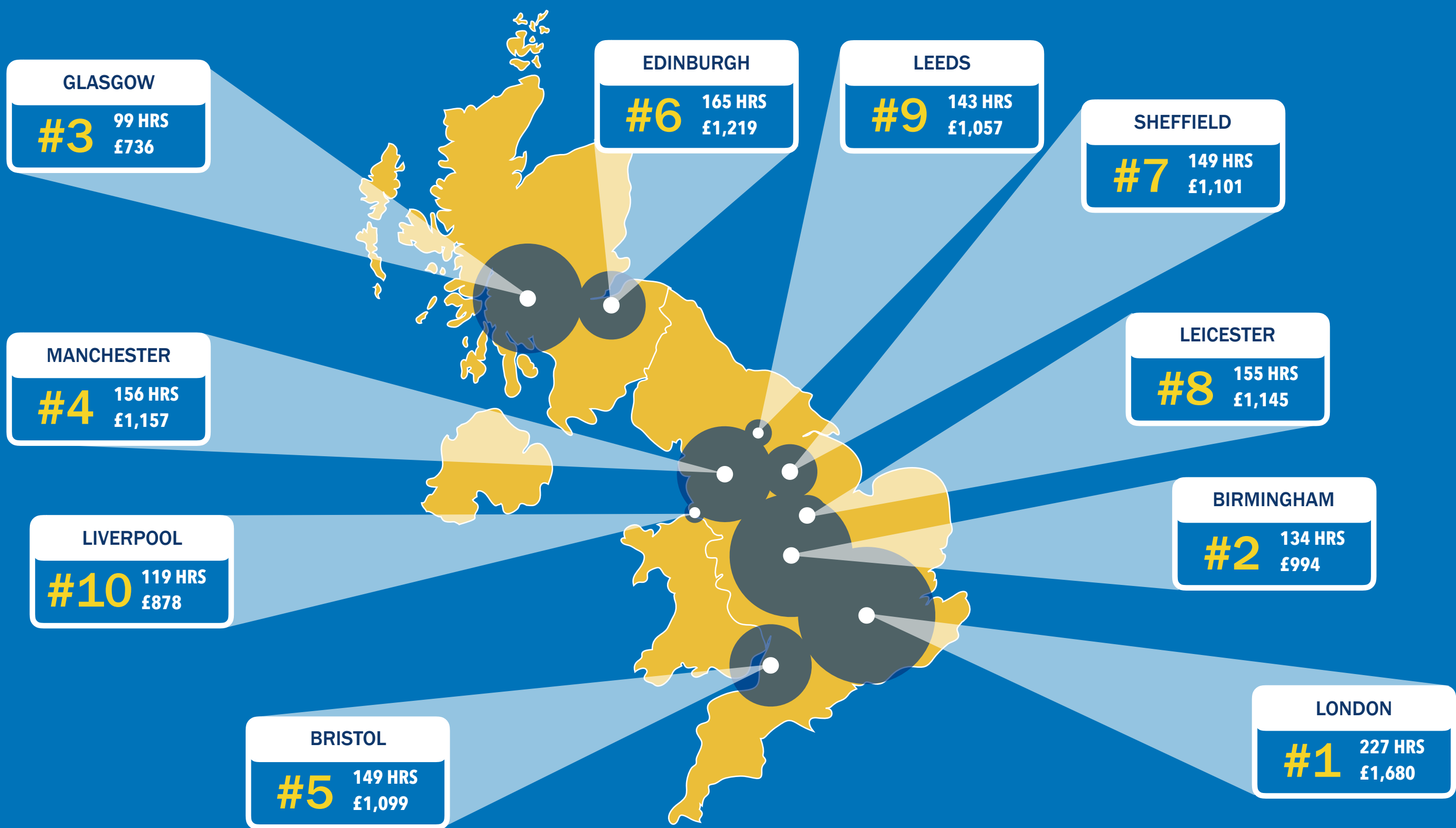
2018 GLOBAL TRAFFIC SCORECARD

The 2018 INRIX Global Traffic Scorecard is an analysis of congestion and mobility trends in more than 200 cities in 38 countries.

For the complete 2018 INRIX Global Traffic Scorecard visit INRIX.com/scorecard



THE MOST CONGESTED CITIES IN THE U.K.




(BASED ON HOURS & MONEY LOST DUE TO TRAFFIC ANNUALLY)

BRITISH DRIVERS LOST:



7.9 B



178 HRS

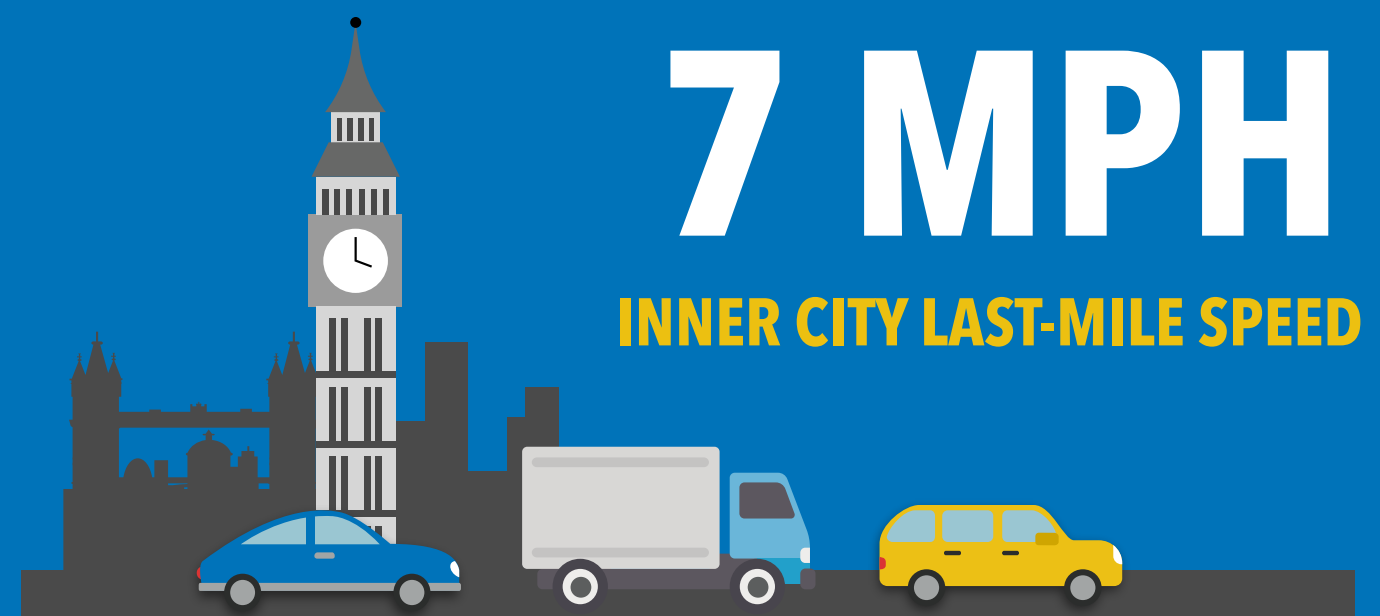
DUE TO TRAFFIC CONGESTION

THE SLOWEST CITY WAS:

LONDON

7 MPH

INNER CITY LAST-MILE SPEED



THE MOST CONGESTED CITIES IN THE WORLD



MOSCOW
RUSSIA

#1



INSTANBUL
TURKEY

#2



BOGOTA
COLUMBIA

#3



MEXICO CITY
MEXICO

#4



SÃO PAULO
BRAZIL

#5



LONDON
U.K.

#6



RIO DE JANEIRO
BRAZIL

#7



BOSTON
U.S.A.

#8

2018 INRIX
IMPACT RANK

HOURS LOST
IN CONGESTION

210
HRS

11
MPH

157
HRS

10
MPH

272
HRS

7
MPH

218
HRS

9
MPH

154
HRS

10
MPH

227
HRS

7
MPH

199
HRS

13
MPH

164
HRS

11
MPH

(BASED ON HOURS LOST TO TRAFFIC & INNER CITY LAST-MILE TRAVEL SPEED)

INRIX is the global leader in connected car services and mobility analytics. Leveraging big data and the cloud, INRIX delivers comprehensive services and solutions to help move people, cities and businesses forward.

To learn more visit INRIX.com