

# MOE'S

home collection

## **ASSEMBLY INSTRUCTIONS.**

GODENZA DINING TABLE RECTANGULAR WALNUT



**CB-1004-03**







THANK YOU FOR YOUR PURCHASE!

# PARTS AND HARDWARE.

## PARTS LIST

No.	DESCRIPTION	IMAGE	Q'TY
P1	BODY		1
P2	LEGS		2

## HARDWARE LIST

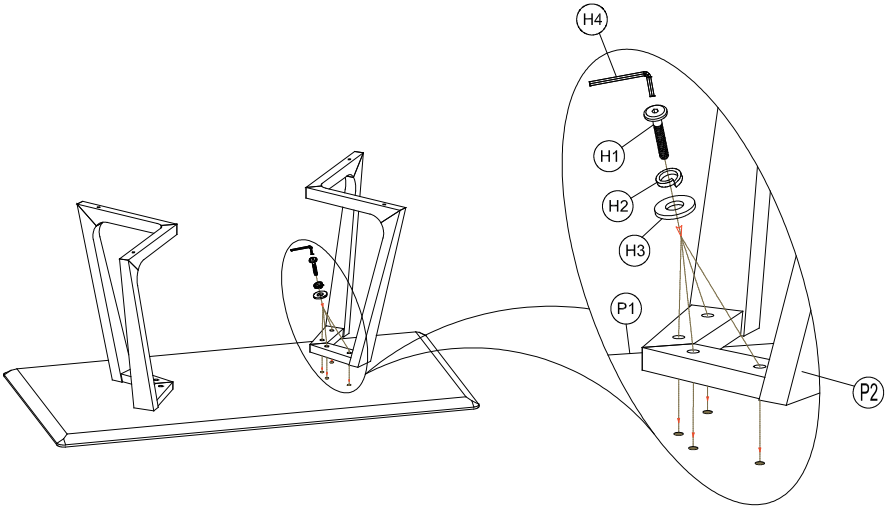
No.	DESCRIPTION	IMAGE	Q'TY
H1	BOLT Ø1/4"×1-1/4"		8
H2	SPRING WASHER Ø1/4"		8
H3	FLAT WASHER Ø1/4"		8
H4	ALLEN KEY		1

## NOTES.

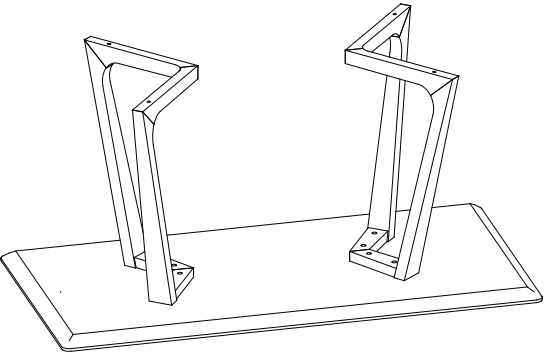
Thank you for purchasing this quality product! Be sure to check all packing material carefully for small part that may have come loose inside the carton during shipping.

**CAUTION:**The item is heavy, assembly should be performed by two people.

## STEP 1.



## STEP 2.



## STEP 3.

