

BOYA



BY-DM10 UC
Digital Lavalier Microphone

数字型领夹麦

Instruction Manual
说明书

Instruction

Thank you for purchasing the BOYA BY-DM10 UC digital lavalier microphone!

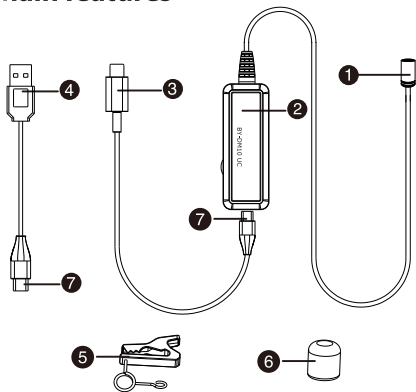
The BY-DM10 UC is a new generation of professional audio solution for your Android devices, Mac or Windows system computers.

This lavalier mic helps capture clean and high quality sound during a speech, presentation, course recording etc. The build-in monitoring and sound adjusting function offer a convenience to real-time controlling. By selecting between Type-C or USB connector cable, it's compatible either with your Android portable device or any computer with USB interface.

The BY-DM10 UC can support below equipment:

- All kinds Android devices with Type-C interface
- Mac system computer with standard USB interface
- Windows system computer with standard USB interface

Main features



- ① Omnidirectional mic
- ② Analog to digital conversion circuitry
- ③ Type-C connector
- ④ Standard USB connector
- ⑤ Clothing clip
- ⑥ Foam windscreen
- ⑦ Type-C connector

Features

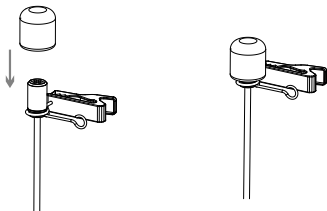
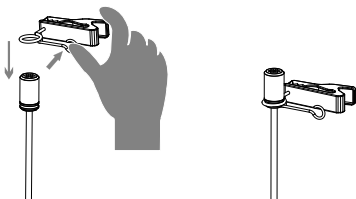
- Omnidirectional clip-on microphone
- For Android devices and most USB interface computer
- Detachable Type-C and USB cable included for option
- 3.5mm earphone output for playback monitoring
- Sound gain adjustable
- All metal construction
- 6m (20ft) cable fits various using conditions

Package contents

- Digital lavalier microphone
- Foam windscreen
- Clothing clip
- Type-C connector cable
- USB connector cable
- Carrying bag
- User guide

Operations

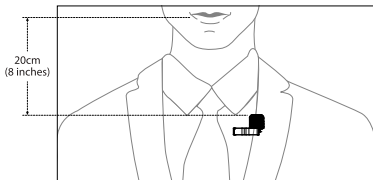
1. Install clip and wind screen



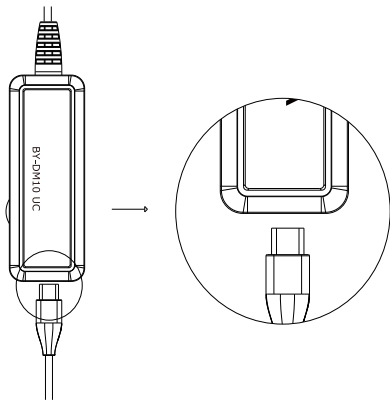
* The clip is installed before leaving factory.

2. Mounting the microphone to your Clothing

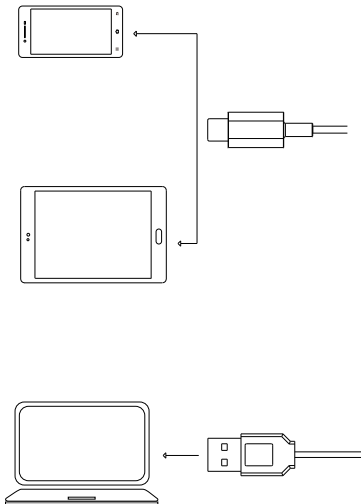
- Attach the microphone to the front of your clothing with the clothing clip, about 20cm (8 inches) from your face.
- 1) Attach the microphone upside down to reduce excessive breath noises and tonal inconsistencies due to head movements.
 - 2) It is recommended that you use the foam wind screen at all times to avoid wind noise, even when recording inside.



3. Connect Type-C port to main body of BY-DM10 UC



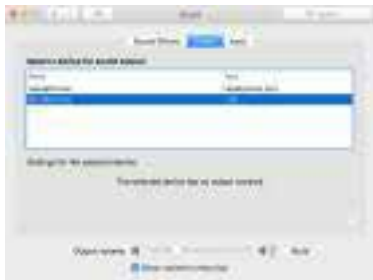
4. Connect BY-DM10 UC to Android or USB port of your device



5. Optimal setting for Windows System computer



6. Optimal setting for Apple System computer



Tips and notes:

1. If there's difference between computer and instruction, please refer to actual condition.
2. Some recording Apps are specially for their own devices and may not compatible with BY-DM10 UC. You need download third-party compatible recording App.
3. If your device cannot recognize BY-DM10 UC, please try disconnect and reconnect again.

Specifications:

Sensitivity:	-42+/-3dB(0dB=1V/Pa,at 1KHz)
Signal to Noise Ratio:	76dB or more
Frequency Response:	40Hz-20kHz
Sampling Frequency:	44.1 kHz/48 kHz/96 kHz
Bitrate:	16Bit / 24Bit
Cable Length:	6.0m(20ft)
Power requirement:	Powered from the device

感谢您选择BOYA!

BY-DM10 UC为安卓, Mac, Windows系统设备提供专业音频解决方案。领夹麦能有效收录清晰高质量的声音, 适用于演讲, 访谈, 课程录制等场景。内置监听和声音调节功能, 方便实现实时控制。包装配置了可拆卸的Type-C和USB音频输出线, 适用于Type-C接口的安卓设备或USB接口的电脑。

BY-DM10 UC可以支持以下设备:

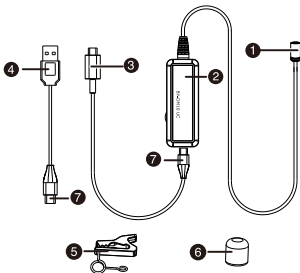
- 所有Type-C接口的安卓设备
- 有标准USB接口的Mac系统电脑
- 有标准USB接口的Windows系统电脑

包装内容

- 数字型领夹麦
- 防风棉
- 领夹
- Type-C接口
- USB接口
- 收纳包
- 用户指南

包装结构

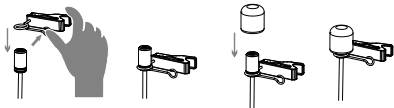
1. 全向型领夹麦
2. 模拟数字转换电路
3. Type-C接口
4. 标准USB接口
5. 领夹
6. 防风棉
7. Type-C接口



操作

* 在出厂之前，领夹已安装好。

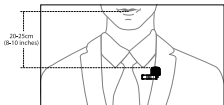
1. 安装领夹(若重新安装领夹，请按照以下步骤)和防风棉。



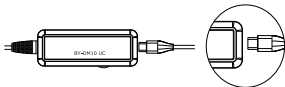
2. 把麦克夹在衣服上

把麦克风夹在衣服上面，离你的脸上大约20厘米

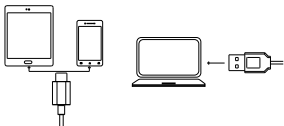
- 1) 将麦克风上下颠倒，可以减少由于头部移动和呼吸引起的噪声。
- 2) 建议您随时使用防风棉，以避免风噪，即使在室内录音时也保持使用。



3. 将数据线Type-C接口端连接到BY-DM10 UC上



4. 将BY-DM10 UC连接到你的设备上



5. windows系统的电脑设置操作



6. 苹果系统的电脑设置操作



提示和注释:

1. 如果你的电脑和指示操作存在差异，请参考实际情况。
2. 有些iOS录音app是专门为他们自己产品开发的，可能不兼容BY-DM10 UC。你需要下载第三方兼容的录音app。
3. 如果您的设备不能识别BY-DM10 UC，请尝试断开并重新连接。

特点

- 全方位的麦克风
- 安卓设备和大多数USB接口计算机
- 可拆卸的Type-C和USB接口音频线
- 3.5mm耳机回放监控孔
- 声音增益功能
- 全金属结构
- 6米线长

参数

灵敏度	-42+/-3dB(0dB=1V/Pa,at 1KHz)
信噪比	大于76dB
频率响应	40Hz-20kHz
采样率	44.1 kHz/48 kHz/96 kHz
比特率	16Bit / 24Bit
线长	6.0m
电源要求	外接设备供电

www.boya-mic.com

SHENZHEN JIAYZ PHOTO INDUSTRIAL., LTD.

The BOYA logo is a trademark which is registered and owned
by Shenzhen Jiayz Photo Industrial., Ltd.

COPY RIGHT 2010-2020

深圳市长丰影像器材有限公司

地址:广东省深圳市龙华区观澜街道大富社区硅谷动力智能终端产业园A16栋

TEL: 400 6131096

Email: sales@boya-mic.com

www.boya-mic.com / www.jiayz.com