


1	2
品牌	BOYA 长丰型号 BY-DM10 UC

7	8
修改名称	版本
变更内容	变更日期
变更担当	



**BY-DM10 UC**  
Digital Lavalier Microphone  
数字型领夹麦  
Instruction Manual  
说明书

### Instruction

Thank you for purchasing the BOYA BY-DM10 UC digital lavalier microphone!

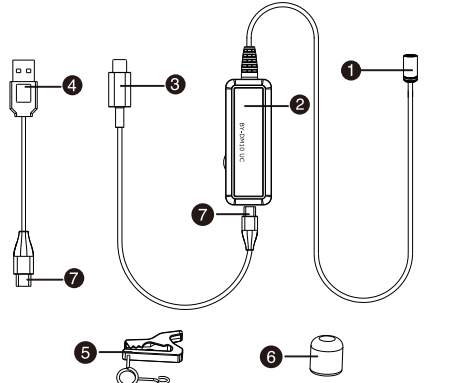
The BY-DM10 UC is a new generation of professional audio solution for your Android devices, Mac or Windows system computers.

This lavalier mic helps capture clean and high quality sound during a speech, presentation, course recording etc. The build-in monitoring and sound adjusting function offer a convenience to real-time controlling. By selecting between Type-C or USB connector cable, it's compatible either with your Android portable device or any computer with USB interface.

**The BY-DM10 UC can support below equipment:**

- All kinds Android devices with Type-C interface
- Mac system computer with standard USB interface
- Windows system computer with standard USB interface

### Main features



- ① Omnidirectional mic
- ② Analog to digital conversion circuitry
- ③ Type-C connector
- ④ Standard USB connector
- ⑤ Clothing clip
- ⑥ Foam windscreen
- ⑦ Type-C connector

### Features

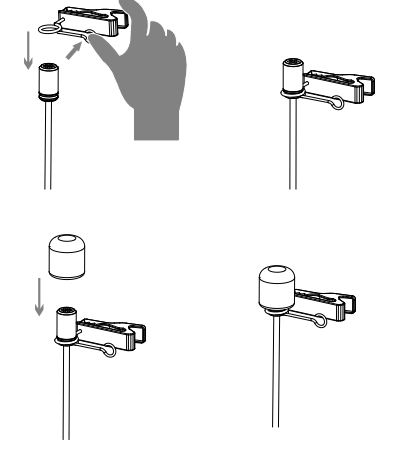
- Omnidirectional clip-on microphone
- For Android devices and most USB interface computer
- Detachable Type-C and USB cable included for option
- 3.5mm earphone output for playback monitoring
- Sound gain adjustable
- All metal construction
- 6m (20ft) cable fits various using conditions

### Package contents

- Digital lavalier microphone
- Foam windscreen
- Clothing clip
- Type-C connector cable
- USB connector cable
- Carrying bag
- User guide

### Operations

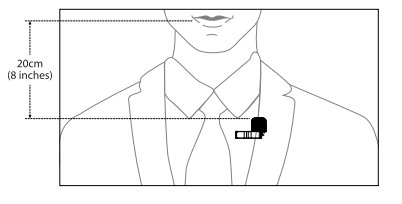
#### 1. Install clip and wind screen



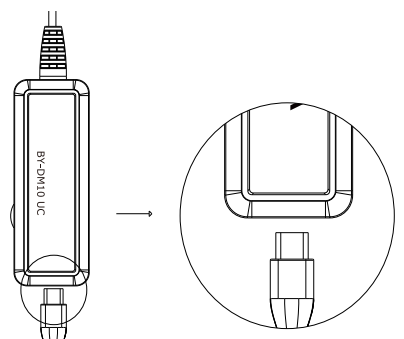
\* The clip is installed before leaving factory.

#### 2. Mounting the microphone to your Clothing

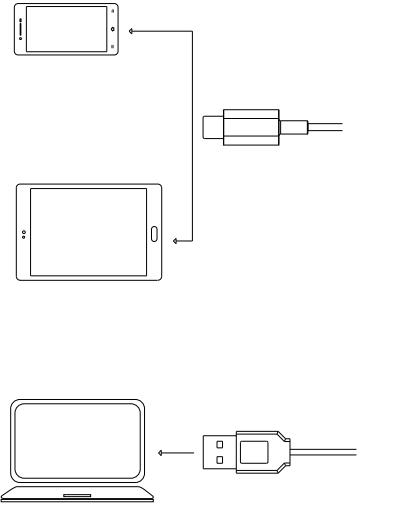
- Attach the microphone to the front of your clothing with the clothing clip, about 20cm (8 inches) from your face.



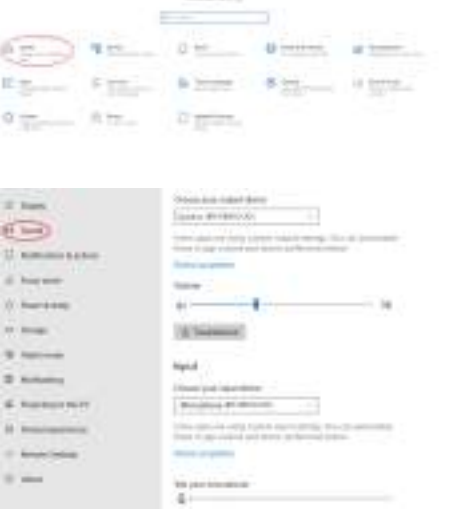
#### 3. Connect Type-C port to main body of BY-DM10 UC




#### 4. Connect BY-DM10 UC to Android or USB port of your device



### 5. Optimal setting for Windows System computer



### 6. Optimal setting for Apple System computer



### Tips and notes:

1. If there's difference between computer and instruction, please refer to actual condition.
2. Some recording Apps are specially for their own devices and may not compatible with BY-DM10 UC. You need download third-party compatible recording App.
3. If your device cannot recognize BY-DM10 UC, please try disconnect and reconnect again.

感谢您选择BOYA!

BY-DM10 UC为安卓, Mac, Windows系统设备提供专业音频解决方案。领夹麦能有效收录清晰高质量的声音, 适用于演讲, 访谈, 课程录制等场景。内置监听和声音调节功能, 方便实现实时控制。包装配置了可拆卸的Type-C和USB音频输出线, 适用于Type-C接口的安卓设备或USB接口的电脑。

BY-DM10 UC可以支持以下设备:

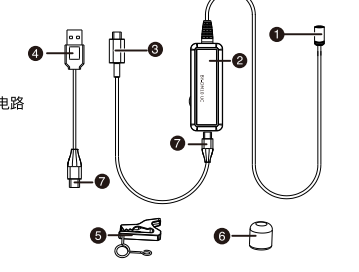
- 所有Type-C接口的安卓设备
- 有标准USB接口的Mac系统电脑
- 有标准USB接口的Windows系统电脑

### 包装内容

- 数字型领夹麦
- 防风棉
- 领夹
- Type-C接口
- USB接口
- 收纳包
- 用户指南

### 包装结构

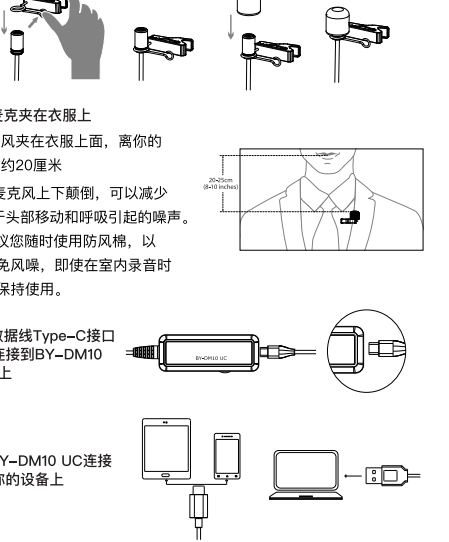
1. 全向型领夹麦
2. 模拟数字转换电路
3. Type-C接口
4. 标准USB接口
5. 领夹
6. 防风棉
7. Type-C接口




### 操作

\* 在出厂之前, 领夹已安装好。


1. 安装领夹(若重新安装领夹, 请按照以下步骤)和防风棉。
2. 把麦克风夹在衣服上面, 离你的脸上大约20厘米
3. 将数据线Type-C接口端连接到BY-DM10 UC上
4. 将BY-DM10 UC连接到你的设备上



### 5. windows系统的电脑设置操作



### 6. 苹果系统的电脑设置操作



提示和注释:

1. 如果你的电脑和指示操作存在差异, 请参考实际情况。
2. 有些IOS录音app是专门为他们自己产品开发的, 可能不兼容BY-DM10 UC, 你需要下载第三方兼容的录音app。
3. 如果您的设备不能识别BY-DM10 UC, 请尝试断开并重新连接。

### 特点

- 全方位的麦克风
- 安卓设备和大多数USB接口计算机
- 可拆卸的Type-C和USB接口音频线
- 3.5mm耳机回放监控孔
- 声音增益功能
- 全金属结构
- 6米线长

### 参数

灵敏度	-42+/-3dB(0dB=1V/Pa,at 1KHz)
信噪比	大于76dB
频率响应	40Hz-20kHz
采样率	44.1 kHz/48 kHz/96 kHz
比特率	16Bit / 24Bit
线长	6.0m
电源要求	外接设备供电


www.boya-mic.com

**SHENZHEN JIAYZ PHOTO INDUSTRIAL, LTD.**

The BOYA logo is a trademark which is registered and owned by Shenzhen Jiayz Photo Industrial, Ltd.  
COPY RIGHT 2019-2020  
深圳市长丰影像器材有限公司  
地址: 广东省深圳市龙华区观澜街道大富社区硅谷动力智能终端产业园A16栋  
TEL: 400 6131096  
Email: sales@boya-mic.com  
www.boya-mic.com / www.jiayz.com

技术要求:  
1、表面无色差  
2、无正负公差  
3、包装标注尺寸为内尺寸

受控文件  
2021-1-21  
长丰影像



JIAYZ长丰 深圳市长丰影像器材有限公司					
子件名称	BY-DM10 UC中英文说明书 (BOYA图形LOGO) -CN	版本	V00		
子件编号	1F0300300370	材质	105g双铜纸	骑马钉	16p
尺寸	70x100	比例	1:1	单位	mm
设计/日期	吴蒙蒙 2020-11-30	审核	暂无	核准/日期	赵宏亮