

NOMAD COFFEE TRANSPARENCY REPORT 2023



Thank you for your interest in reading our Transparency Report 2023. It's our fourth report, and we're excited to share it with you.

In 2023, we set two goals:

Achieve B Corp Certification:
Since October 2023, we are a certified B Corp company. We have joined a network of companies that meet the highest standards of social and environmental performance, public transparency, and legal accountability. You can visit our profile [here](#) to learn more.

From FOB to “Farmgate”:
Transparently disclose all
“farmgate” prices, which is
the price received by coffee
producers for their coffee.
Out of the 52 coffee lots we
purchased in 2023, we were
able to disclose the “Farmgate”
price of 51 of them. We
came very close to achieving
full disclosure, and we are
confident that next year we will
reach 100%.

**If you have any questions
or suggestions, feel free to
contact us at
info@nomadcoffee.es.**

Thank you for trusting NOMAD.

PEOPLE



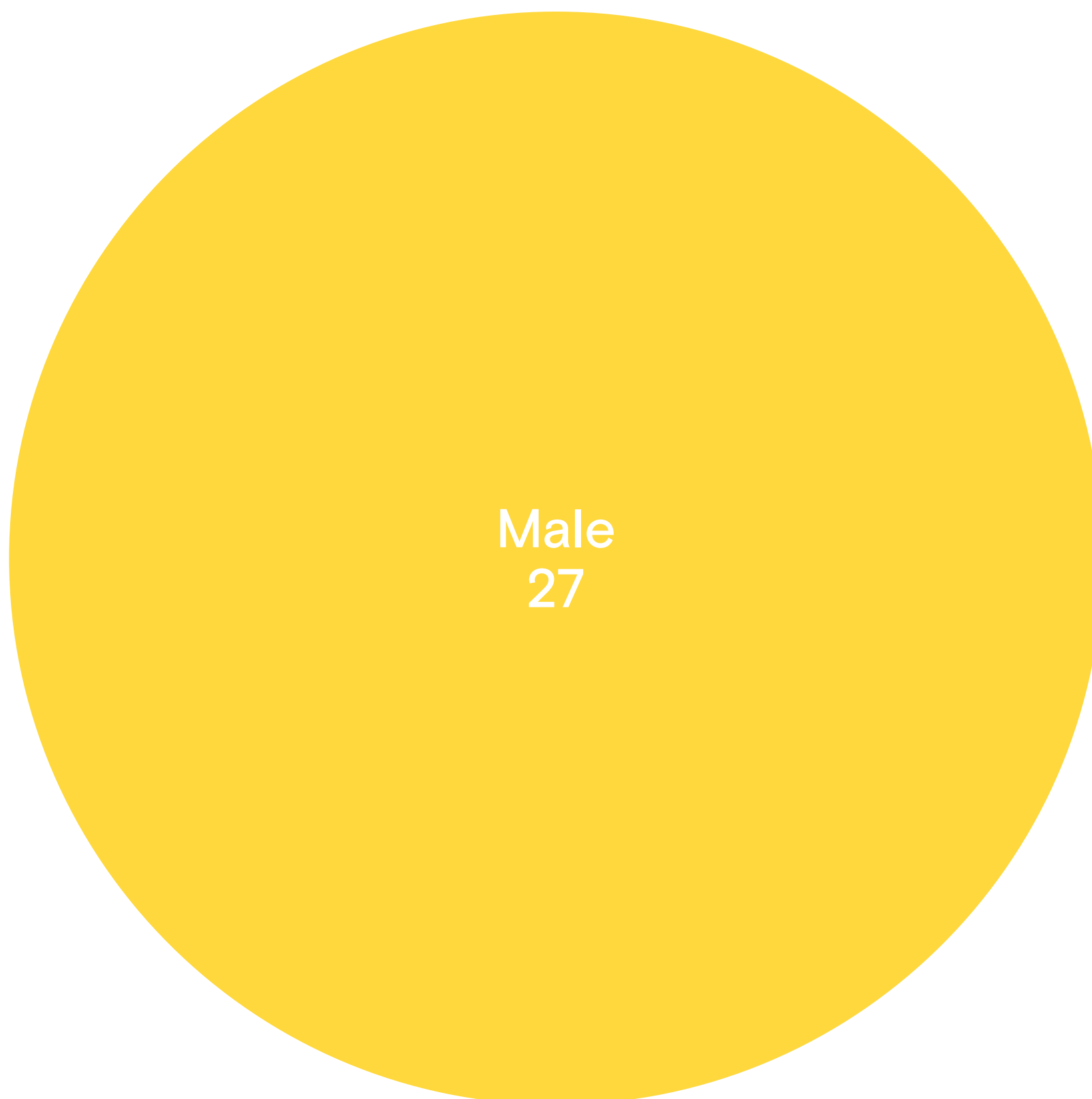
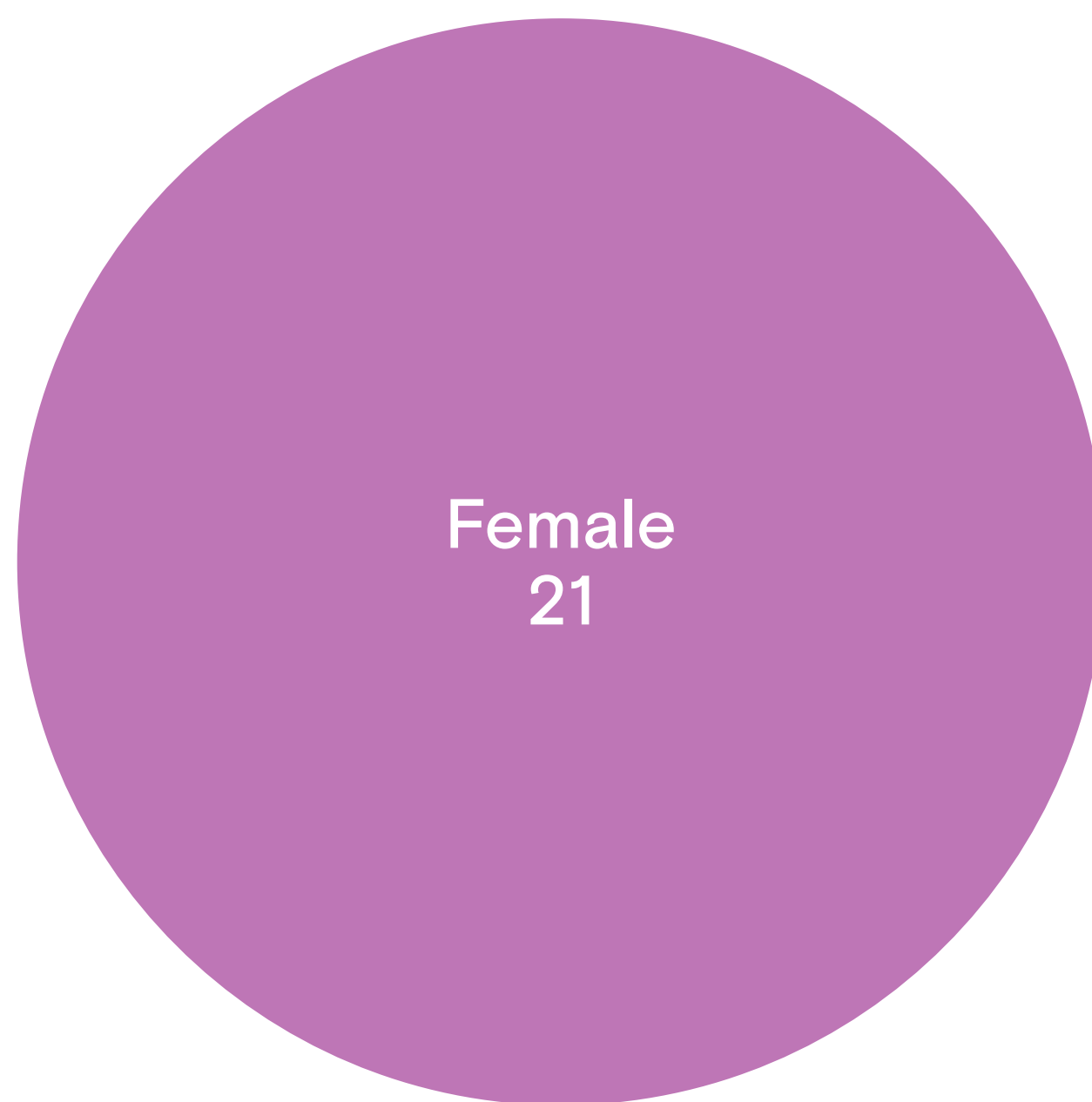
People

Who worked at NOMAD during 2023?

In this section, we'll present everything from staff size to team diversity and roles.

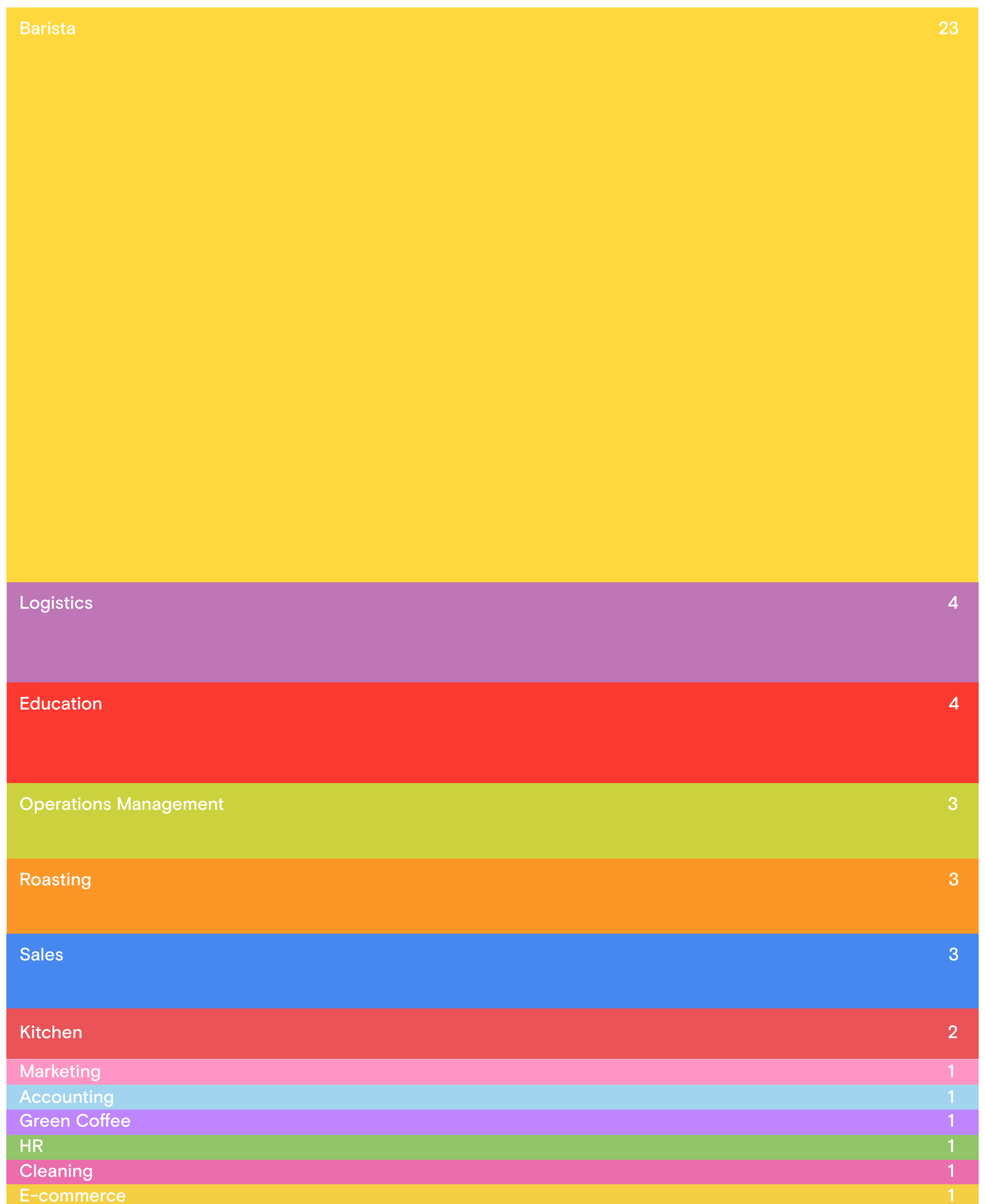
Worker Demographics:

Age: 19 - 48



Staff roles

48 Workers



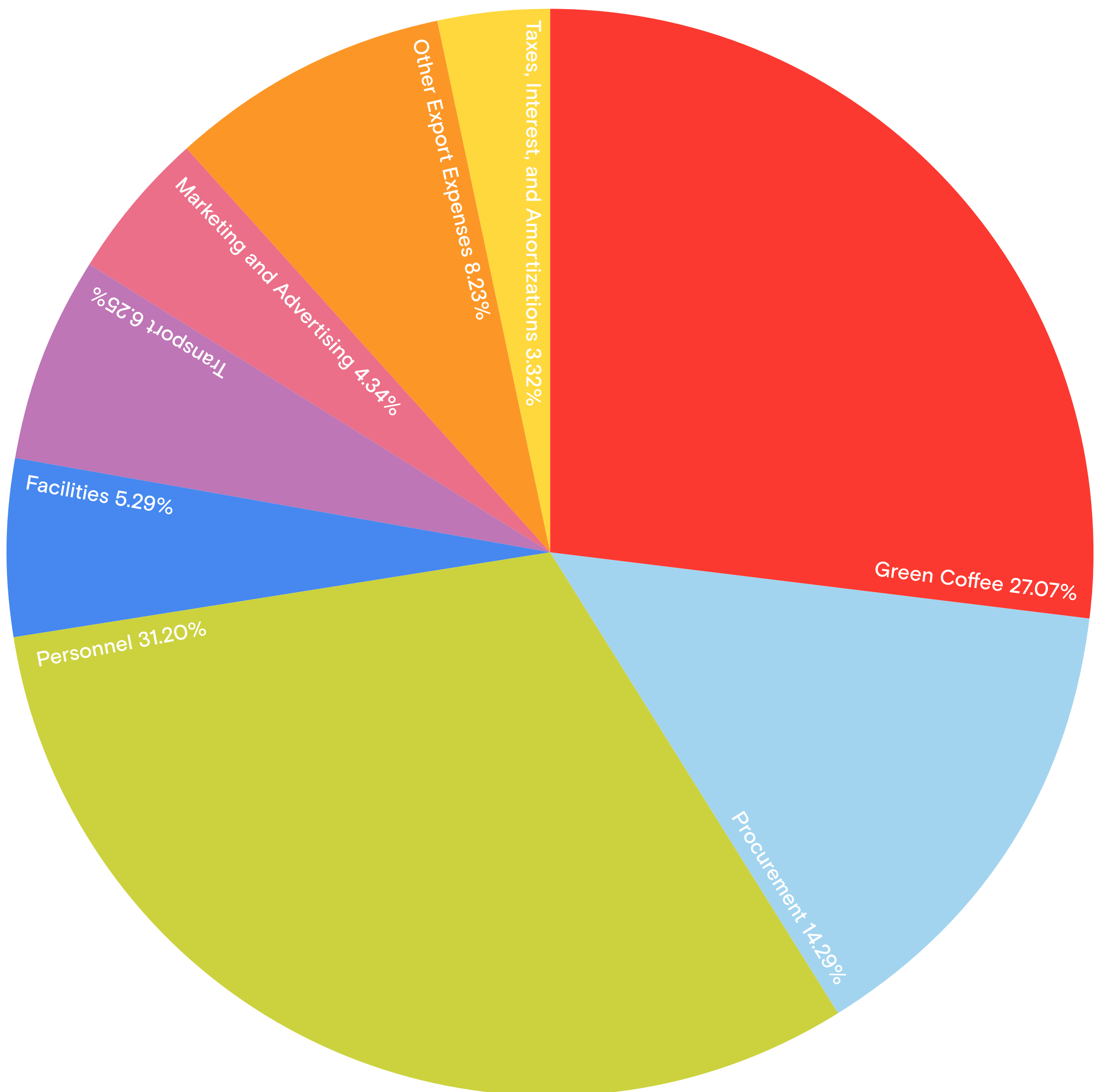
FINANCES



Budget Allocation: Where does NOMAD's budget go?

In this section, you can see the percentage of expenses represented by items such as green coffee or personnel in our company.

Expense Structure 2023



COFFEE



Total countries

14

Total lots

52

**Percentage of
transparent lots relative
to total coffee volume**

100%

Total kg

75041,50

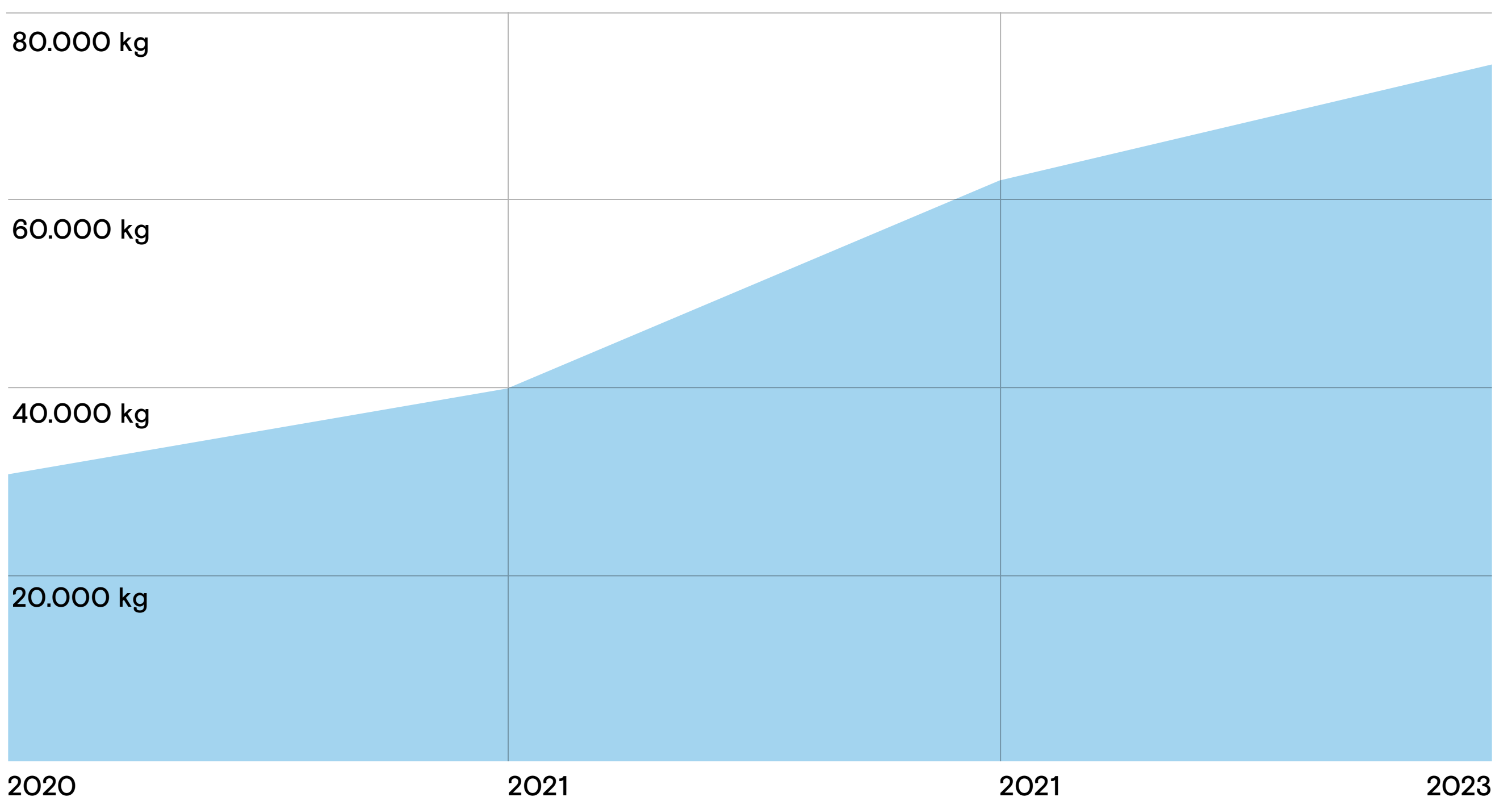
Average cupping score

87

Comparison since 2020

YEAR	TOTAL COUNTRIES	TOTAL LOTS	Percentage of transparent coffees in relation to the total volume of coffee	TOTAL KG	AVERAGE CUP SCORE
2023	14	52	100%	75.041,5	87
2022	13	65	100%	62.176	87
2021	11	43	100%	40.667	86,8
2020	13	32	84%	30.944	86,6

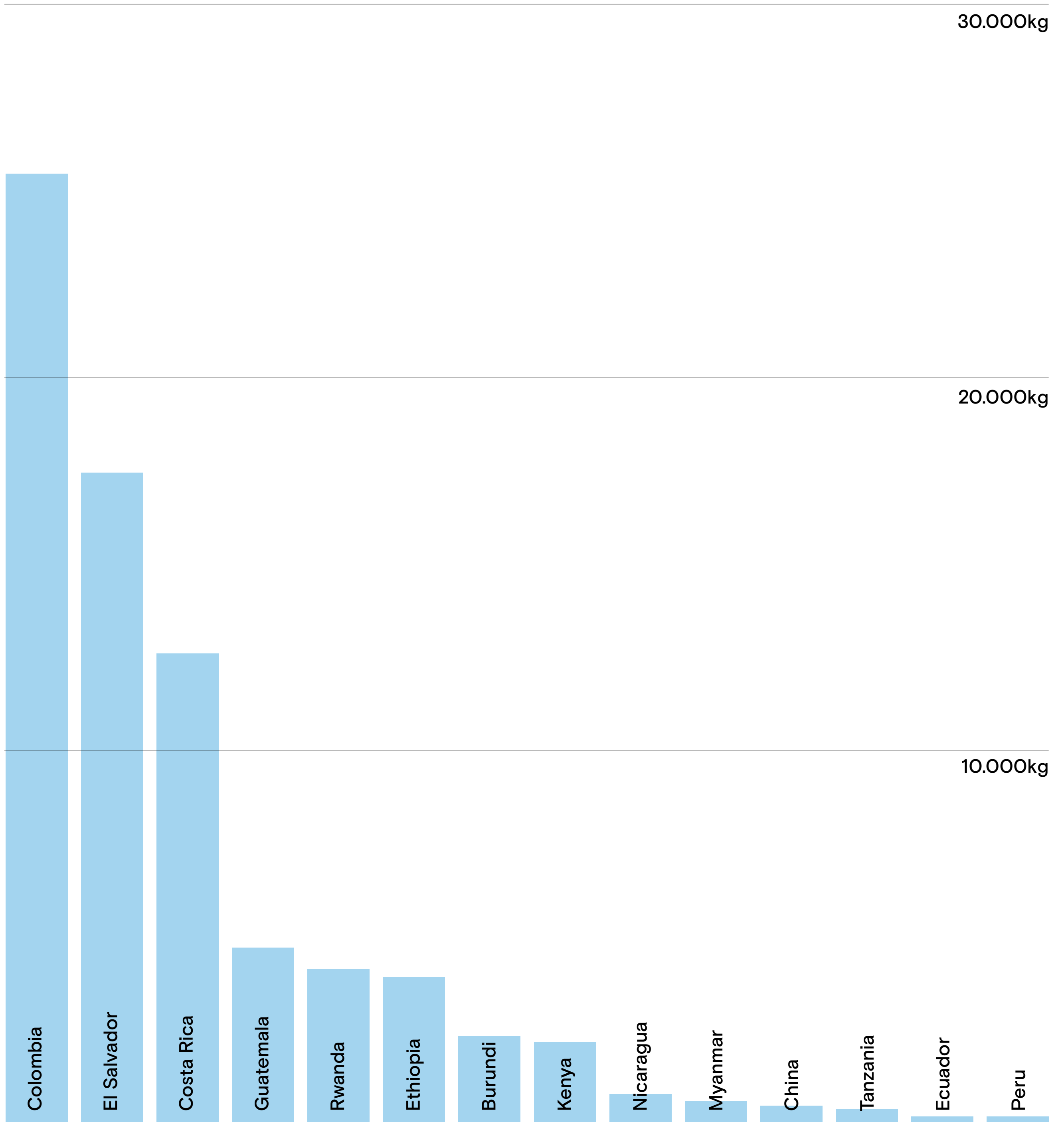
TOTAL KG in YEARS



Percentage of purchase by origin

COUNTRY	TOTAL LOTS	TOTAL KG	% OF TOTAL
COLOMBIA	13	25694	34,24
EL SALVADOR	4	17526	23,36
COSTA RICA	9	12525	16,69
GUATEMALA	4	4628	6,17
RWANDA	3	4080	5,44
ETHIOPIA	3	3900	5,20
BURUNDI	2	2280	3,04
KENYA	4	2100	2,80
NICARAGUA	1	690	0,92
MYANMAR	1	600	0,80
CHINA	1	480	0,64
TANZANIA	2	330	0,44
ECUADOR	4	105	0,14
PERU	1	103,5	0,14

TOTAL KG per COUNTRY



C-MARKET VS FAIRTRADE VS NOMAD price comparison

	AVERAGE C-MARKET COFFEE PRICE	FAIRTRADE MINIMUM PRICE	FAIRTRADE plus an extra 20 cents per pound Fairtrade Premium to invest as they see fit	AVERAGE NOMAD PRICE
2023 \$/lb	\$1,74	\$1,80	\$2,00	\$7,56
2022 \$/lb	\$2,14	\$1,40	\$1,90	\$4,13

In 2023, the price of coffee on the C-Market decreased from an average of \$2.14/lb to \$1.74/lb. This resulted in coffees with a cupping score of 80 to 85.9 SCA points being paid less in 2023.

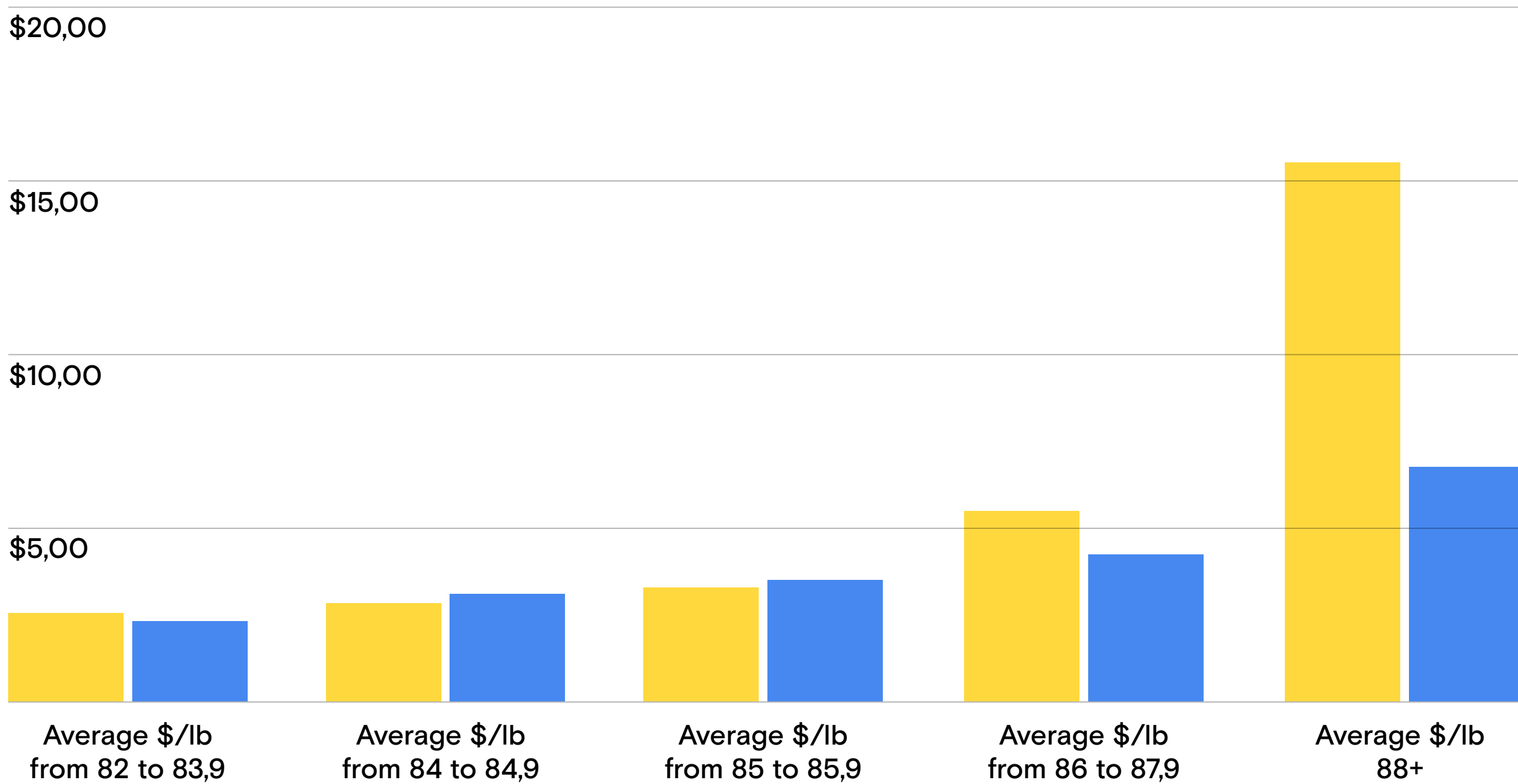
In contrast, the Fairtrade minimum price increased by 40 cents, a development worth celebrating. For our part, in 2023, we continued our trend of paying more and better for high-quality coffees. That's why our average payment increased by over \$3/lb compared to last year.

However, this comparison isn't entirely fair since we don't compete based on C-Market prices. Below, you'll find our prices compared to those paid in our market, the specialty coffee market, thanks to the Specialty Coffee Transaction Guide.

SCTG vs NOMAD Price Comparison

	NOMAD (2021)	NOMAD (2022)	NOMAD (2023)	Specialty Coffee Transaction Guide 2023
Average \$/lb from 82 to 83,9	\$2,05	\$2,65	\$2,55	\$2,30
Average \$/lb from 84 to 84,9	\$2,45	\$2,93	\$2,79	\$3,01
Average \$/lb from 85 to 85,9	\$3,02	\$3,09	\$3,23	\$3,50
Average \$/lb from 86 to 87,9	\$3,65	\$4,13	\$5,41	\$4,20
Average \$/lb 88+	\$9,65	\$11,79	\$15,53	\$6,68

NOMAD 2023 vs SCTG



As we mentioned earlier, due to the drop in coffee prices on the C-Market, coffees with SCA scores between 80 and 85.9 points were significantly affected. Fortunately, the specialty coffee market persists and continues to pay fair prices for the quality of these lots.

Regarding NOMAD, lots we purchased ranging from 82 to 84.9 points were, on average, slightly below last year's prices, except for those of this quality we purchased directly, where we maintained or increased prices. These lots include coffees from Finca Aquiares in Costa Rica, Chambakú in Colombia, and Las Brisas.

For lots with scores above 86 points, we continue to pay above average, and much higher for lots above 88 points. At NOMAD, we always prioritize quality; it's one of our unwavering values, which is why we don't hesitate to pay a fair price for excellent quality coffee.

FULL REPORT



Finally, we share with you the complete report, including all the lots we purchased during 2023 along with valuable information. At the end of this report, you'll find a legend to help you understand each section of the final report. Thank you, once again, for trusting NOMAD.

COUNTRY	NAME	FARM / CO-OPERATIVE / WASHING STATION	PRODUCER	YEARS BUYING TO THE PRODUCER / WASHING STATION	KG BOUGHT	FOB USD/LB	EXPORTER - IMPORTER	FARM GATE	SCA SCORE	CERTIFICATION	SMALL PRODUCER
Burundi	Gahahe	Washing Station	Small Producers	7	2100	3,2	Sucafina	800BUF/kg of cherry A quality, 400BUF/kg of cherry B quality	87,5	RFA, 4C, UTZ, Sucafina Impact	Yes
	Masha	Washing Station	Small Producers	1	180	3,2	Sucafina	800BUF/kg of cherry A quality, 400BUF/kg of cherry B quality	87	RFA, 4C, UTZ, Sucafina Impact	Yes
China	YuLan	Farm	Yalan Li	1	480	3,57	Sucafina		86,75		Yes
Colombia	Chambakú - Washed	Farm	Juan Felipe Restrepo	4	16590	2,45	OPCE	\$1,75/lb	84,5		
	Chambakú - Decaf	Farm	Juan Felipe Restrepo	5	1890	2,55	OPCE	\$1,75/lb	83,75		
	Finca Monteblanco - Pink Bourbon	Farm	Rodrigo Sánchez	1	500	16,49	Typica	\$14,33/lb	88,25		
	Finca Monteblanco - Mango	Farm	Rodrigo Sánchez	1	350	7,78	Sucafina	\$6,90/lb	88		
	El Roble	Farm	Albeiro de Jesús Ramírez	3	315	5,4	Áramo	\$4,65/lb	87		Yes
	El Bombo	Co-operative	15 women producers	1	3500	2,67	Sucafina	18800 COP/kg	85	Organic and Sucafina Impact certified	Yes
	El Corozal	Farm	Delfín Carvajal	1	490	3,83	The Coffee Quest	\$2,80/lb	87,25		Yes
	El Jardín	Farm	Jorge Elías Rojas	1	420	3,9	The Coffee Quest	\$2,63/lb	87,5		Yes
	Miriam Quesada	Farm	Miriam Quesada	1	700	4,98	Sucafina	2.449.138 COP/125KG parchment	87,5		Yes
	Granja Paraíso 92 - Peach	Farm	Wilton Benitez	2	480	8,15	Fantine	\$6,52/lb	88		
	Granja Paraíso 92 - Macondo	Farm	Wilton Benitez	2	144	8,85	Fantine	\$7,22/lb	88,25		
	Villa Pastora	Farm	Gerson Mora	1	175	8,5	OPCE	\$3,72/lb	87,75		Yes
	La Marina	Farm	Brian Marin	2	140	5	OPCE	\$2,35/lb	87,25		Yes
Costa Rica	Aquiaries - Entre Ríos Washed	Farm	Diego Robelo	8	11730	3,27	NOMAD	\$3,20/lb	84,5	Rainforest Alliance	
	Aquiaries - Esperanza	Farm	Diego Robelo	8	300	4,82	NOMAD	\$4,75/lb	86,5	Rainforest Alliance	
	Aquiaries - SL28	Farm	Diego Robelo	8	15	20,07	NOMAD	\$20/lb	88	Rainforest Alliance	
	Aquiaries - Centroamericano Martín	Farm	Diego Robelo	8	300	7,27	NOMAD	\$7,20/lb	87,75	Rainforest Alliance	
	Aquiaries - Centroamericano Churro	Farm	Diego Robelo	8	60	8,07	NOMAD	\$8/lb	88	Rainforest Alliance	
	Aquiaries - Centroamericano Honey	Farm	Diego Robelo	8	30	4,82	NOMAD	\$4,75/lb	86,25	Rainforest Alliance	
	Aquiaries - Centroamericano Natural	Farm	Diego Robelo	8	30	5,57	NOMAD	\$5,50/lb	87	Rainforest Alliance	
	Aquiaries - Centroamericano Lavado	Farm	Diego Robelo	8	30	3,87	NOMAD	\$3,80/lb	85,75	Rainforest Alliance	
	Aquiaries - Centroamericano Kefir	Farm	Diego Robelo	8	30	7,56	NOMAD	\$7,50/lb	87,5	Rainforest Alliance	
Ecuador	Agroloja - Sidra	Farm	Ángel Reyes	1	30	25,64	Makicuna	\$24,95/lb	87,75		Yes
	Cruz Loma - Sidra & Typica Mejorado	Farm	Galo y Alexandra Morales	1	35	35,61	Makicuna	\$34,93/lb	88,25		Yes
	Hacienda La Florida - Typica Mejorado	Farm	Fabricio Coronel	3	20	21,1	Makicuna	\$20,41/lb	89		Yes
	Hacienda La Florida - Catucaí Amarillo	Farm	Fabricio Coronel	3	20	12,66	Makicuna	\$11,97/lb	88,25		Yes
El Salvador	Las Brisas - Honey	Farm	Carlos Pola	3	15870	3	Al grano	\$3/lb	84,5		
	Las Brisas - Pacamara	Farm	Carlos Pola	3	552	4,8	Al grano	\$4,80/lb	87		
	Las Brisas - Pacas	Farm	Carlos Pola	3	552	4,6	Al grano	\$4,60/lb	86,5		
	Las Brisas - Parainema	Farm	Carlos Pola	3	552	4,1	Al grano	\$4,10/lb	86,75		
Ethiopia	Guji Arsosala	Washing Station	Small Producers	1	1500	4,23	Sucafina	40birr/kg of cherry at site	86,25		Yes
	Bombe Washed	Washing Station	Small Producers	4	1200	3,95	The Coffee Quest	80birr/kg of cherry at site	87,5		Yes
	Bombe Natural	Washing Station	Small Producers	4	1200	4,45	The Coffee Quest	80birr/kg of cherry at site	87,5		Yes
Guatemala	La Colina - Caturra	Farm	Antonio Medina	1	690	3,45	Primavera	\$2,90/lb	86,75		Yes
	La Colina - Pacamara	Farm	Antonio Medina	1	350	10,25	Primavera	\$9,60/lb	87,5		Yes
	Primavera Family	Co-operative	Small Producers	4	3450	2,45	Primavera	\$1,90/lb	84,75		Yes
	Maria Mateo Montejo	Farm	Maria Mateo Montejo	1	138	3	Primavera	\$2,45/lb	86,5		Yes
Kenya	Gatomboya	Washing Station	Small Producers	2	120	4,21	Sucafina	\$350/50kg parchment EXW	87,25	4C	Yes
	Nyanjuki Group AA	Co-operative	Group of 7 smallholder estates	5	780	3,81	Sucafina	\$300/50kg Parchment EXW	88,25		Yes
	Nyanjuki Group AB	Co-operative	Group of 7 smallholder estates	5	1140	3,36	Sucafina	\$281/50kg parchment EXW	88		Yes
	Nyanjuki Group PB	Co-operative	Group of 7 smallholder estates	5	60	3,36	Sucafina	\$281/50kg parchment EXW	87,5		Yes
Myanmar	The Lady	Washing Station	51 women producers	2	600	5	Indochina	0.81 - 1 USD/kg	86,75		Yes
Nicaragua	El Bosque	Farm	Julio Peralta	2	690	4,5	The Coffee Quest	\$4,50/lb	87,25		-
Peru	Enma Palacios	Farm	Enma Palacios	1	103,5	4	Cultivar	\$3,20/lb	86,75		Yes
Rwanda	Gitwe	Washing Station	Small Producers	2	2880	3,15	Falcon	\$1,78/lb	85,5		Yes
	Ngororero	Washing Station	Small Producers	1	600	3,21	Sucafina	509RWF/kg of cherry	87,25	RFA, 4C, UTZ, Sucafina Impact	Yes
	Fugi Kiyonza Hills	Washing Station	Small Producers	1	600	3,29	Sucafina	470RWF/kg of cherry	86,75		Yes
Tanzania	Acacia Hills - Pacamara	Farm	Leon Christianakis	1	300	18	Typica	\$18/lb	88		
Tanzania	Acacia Hills - Gesha	Farm	Leon Christianakis	1	30	38	Typica	\$38/lb	89		

Name

Here you will be able to know the name of the farm, the name of the lot of the cooperative or the washing station.

Country

Country from which this coffee comes.

Farm / Co-Operative / Washing Station

The coffee lot can come from different hands from the time it is collected until it reaches us:

- **Farm:** It can be from a farm in origin where the owners of that farm are in charge of collecting, processing and selling their coffee to an exporter or directly to a roaster. The coffee producer is large enough and has sufficient means to carry out the entire process. It is a common practice in Central and South American countries.
- **Co-Operative:** The coffee may come from a cooperative, where small farms come together to create a batch large enough to cover export costs. This cooperative is in charge of processing and exporting its coffee. This form is very common in the countries of Central and South America.

- **Washing Station:** It can come from a washing station where small producers bring their coffee in cherries and the washing station is in charge of processing and exporting it. This is the most common way of operating in African countries.

Producer

Here you will be able to know the name of the producer, of the cooperative or if it is a washing station that is a group of several producers.

Years buying to the producer / Washing Station

How many years have we bought coffee from this farm, cooperative or washing station?

Kg Bought

Amount of coffee that we have purchased from this batch in kilograms.

FOB USD/Lb

FOB means “Free On Board”, the price of a coffee placed in the container at its origin.

This means that it includes the price paid to the producer (including transportation and threshing costs at origin), as well as the commission that the exporter charges importers who take control of the coffee when it is loaded onto the ship at the port of origin. It does not cover the costs of shipping, insurance or transportation, customs and ground freight incurred upon arrival at the port of destination. It's not the price paid to the producer, but it's a significant indicator of the origin cost of coffees.

Exporter - Importer

Name of the exporter or importer from whom we purchased this lot. In the lots with the name NOMAD, it was a direct deal purchase.

Farm Gate USD/Lb

“Direct price paid to the coffee producer or to the washing station.

*In the case of the lots from Burundi and Ethiopia, the data is the payment made to the small producers who deliver the cherry to the washing stations, where once they receive it, they are in charge of processing, selecting and preparing it for export.

Sca Score

Here we mention the score that we have given internally. The score is established through a Brazilian tasting where we evaluate fragrance, aroma, flavor, aftertaste, acidity, body and balance. The score is in a range of 0 to 100 points among all these factors and for it to be considered specialty coffee, it must be above 80 points.

Certification

Here we mention if the lot has some type of certification such as Organic or Rainforest alliance.

THANK YOU!

THANK YOU!