

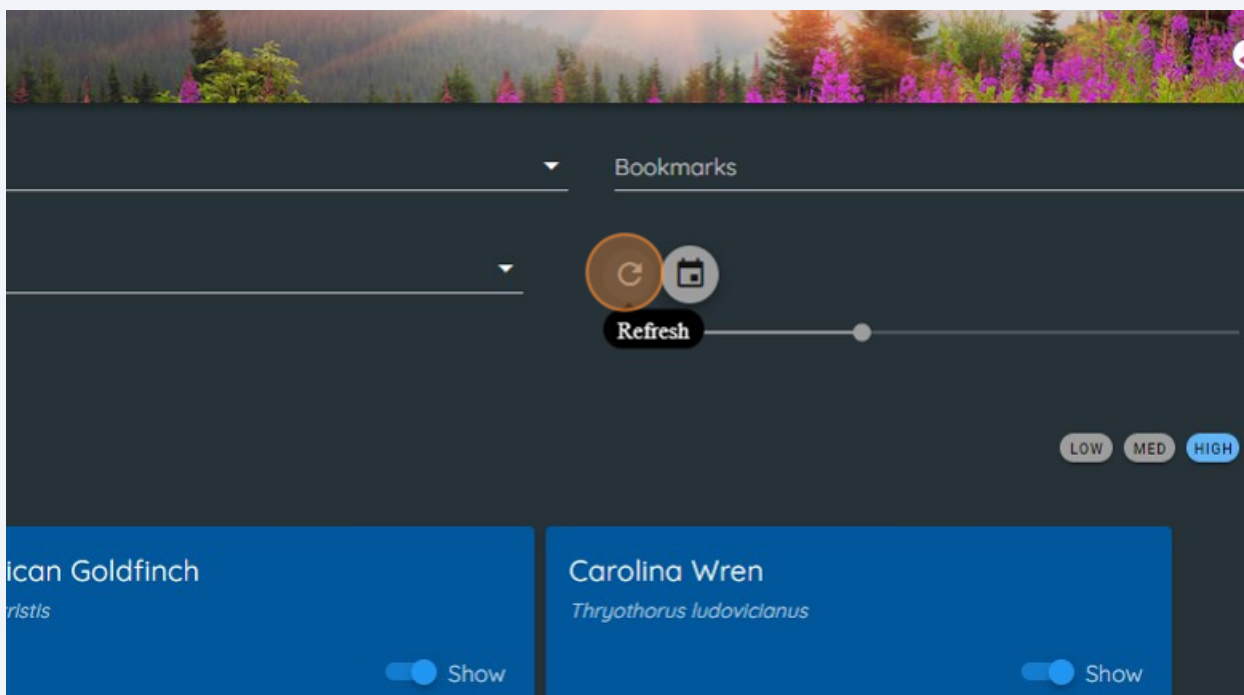
Find Missing Birds



There are a few settings you can tweak and places to look for birds you feel your Haikubox is missing.

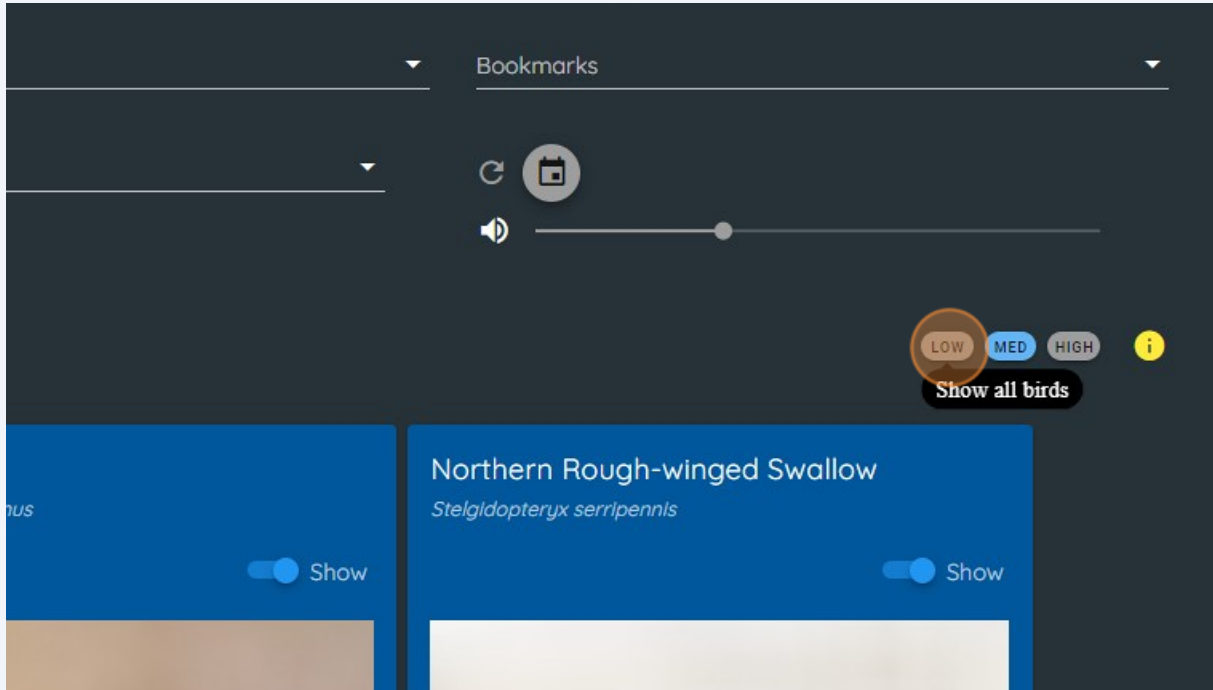
1

Your Haikubox may not hear birds if there are hard structures such as your house in the way, so birds in your front yard may not be identified if the Haikubox is in the back yard. Or you may need to refresh the page to load any new identifications since the last time you checked the Haikubox website or mobile app.



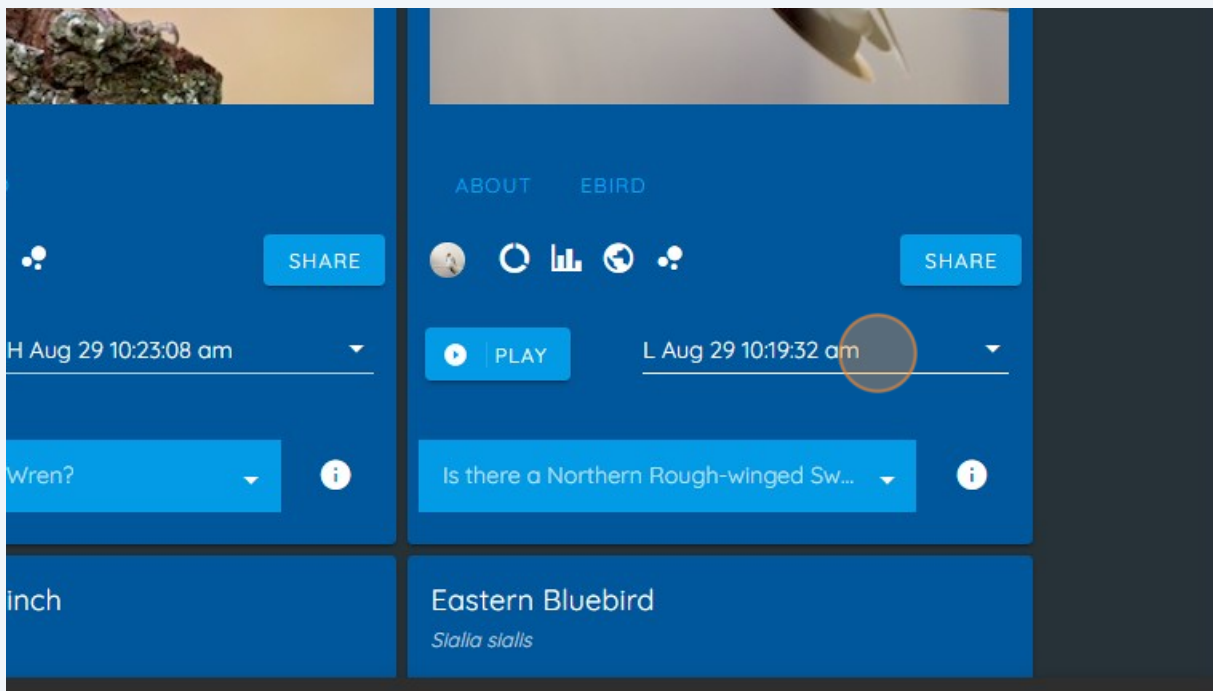
2

If there are birds which you believe your Haikubox should be hearing, but seems to be missing, it might be that your settings are too restrictive. If you've been looking at birds identified with Medium or High confidence, you may try looking at Low confidence identifications. Identifications might be low confidence if the bird is far away or vocalizing quietly. To view those identifications made with low confidence, click the "LOW" button.



3

Clicking on the dropdown on an individual bird card will show all of the Low, Medium and High confidence identifications.



4

You also may want to view the Live identifications to see them as they are made. Under the "View" dropdown list, click "Live." Note that not every bird song or call will appear on this list and there may be a delay between the bird vocalization and the identification appearing on this list.

If you still feel that a bird is not being identified, please send an email to support@haikubox.com to let us know. If possible, take a sound recording of the bird and send it to us for further analysis. We appreciate you letting us know since we are always looking to improve the technology behind Haikubox.

