



## TECHNICAL DATA

<b>Application</b>	urban roads, residential roads (internal), parks, pedestrians, bicycle routes
<b>Assembly</b>	on extension arms with ø 60 x 90 mm ending
<b>Colour</b>	inox / black
<b>Ingress protection</b>	IP 66 for the optical part and the driver
<b>Material</b>	anodised aluminium alloy
<b>Operating temperature range</b>	from -40°C to +55°C
<b>Expected useful lifetime</b>	L90B10 - 100 000 h
<b>CRI</b>	>80
<b>Inrush current</b>	21A / 225µs
<b>Input voltage frequency</b>	50/60Hz
<b>Power factor</b>	≥0.95
<b>Number of LED</b>	12
<b>Control system</b>	Luminaire has the possibility to connect to an external control system via DALI interface (optionally via analog signal 1- 10V).



Code	Symbol	LED power	Luminaire power consumption	LED forward current	Colour temperature (CCT)	LEDs luminous flux <sup>1</sup>	Luminaire luminous flux <sup>1</sup>	Luminous efficacy <sup>1</sup>	Unit volume	Net weight
2132127/3/... <sup>2</sup>	ISKRA LED 12 PROG	12 W	14 W	350 mA	3500 K	1900 lm	1750 lm	125 lm/W	0.005 m <sup>3</sup>	2 kg

1) tolerance +/- 5% due to LEDs accuracy

2) symbol of chosen optical system eg. 2132130/6/T2 is ISKRA LED 24 PROG 5000K with T2 optical system

3) ENEC certificate valid only if T2\_E, T3\_E and ME\_E optics are used

4) 3L optics available for 12 W luminaire power only

## DIRECTIVES AND STANDARDS

**DIRECTIVES:** 2014/35/UE (Official Journal of the UE L 96/357 29.03.2014), 2014/30/UE (Official Journal of the UE L 96/79 29.03.2014), 2011/65/UE, 2009/125/EC

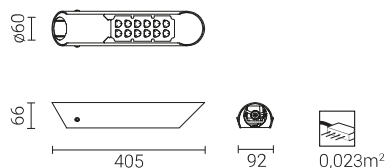
**STANDARDS:** -

## CHARGING DISCHARGE FROM THE LED LUMINAIRE HOUSING

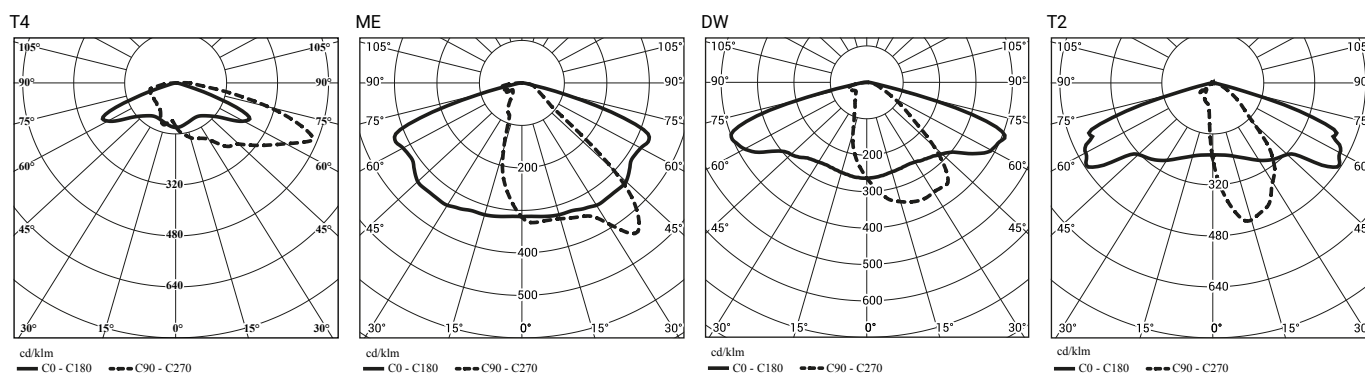
In order to efficient discharge the electrostatic charge from the housing of LED fitting installed on the pole from dielectric material (non-conductive) one of the following solutions is required:

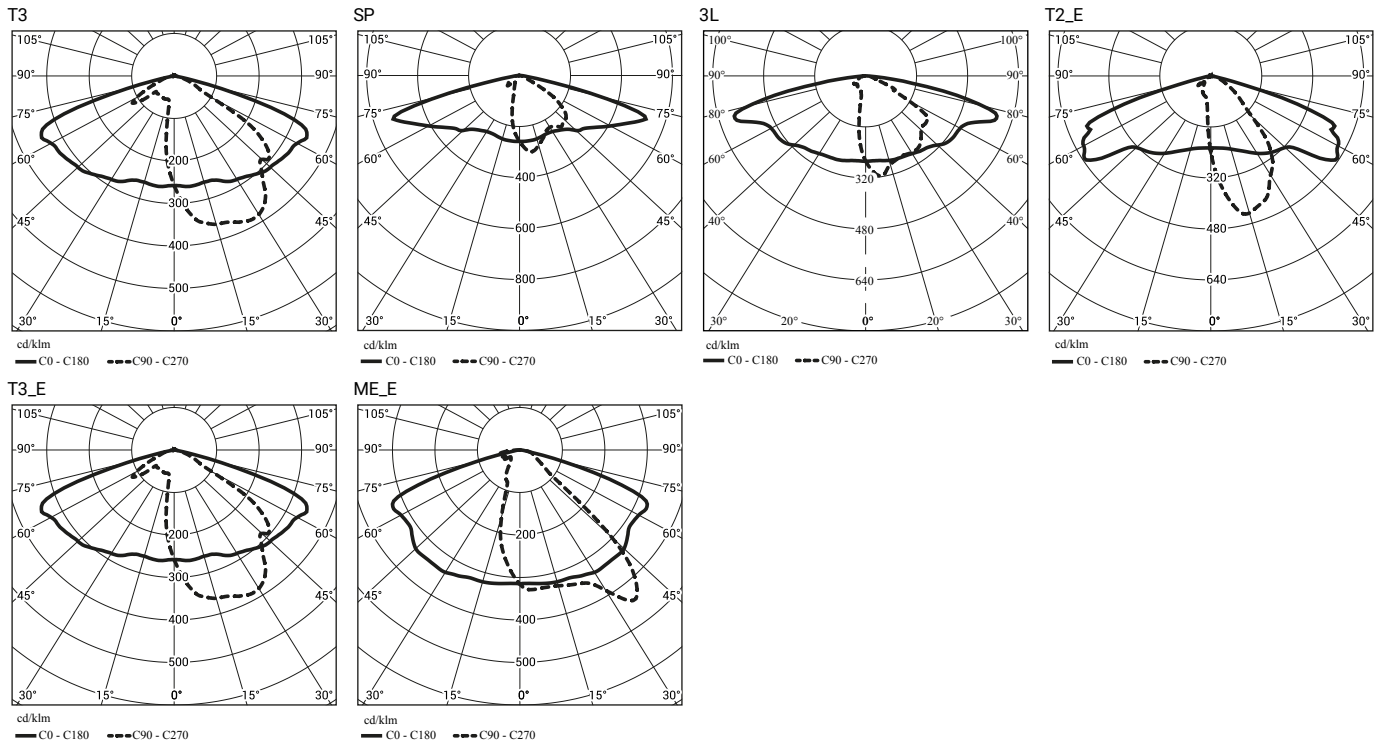
- functional grounding
- LED luminaire with an additional protection device

## TECHNICAL DRAWING



## PHOTOMETRIC CURVES





## POWER SYSTEM FUNCTIONS

Luminaire in standard has following functions of intelligent power supply:

- Connection to outside control system by DALI interface (operation of analog signal 1-10V as an option),
- Possibility of programming multistage dimming of luminaire, up to 5 intervals in the range of from 10 to 100% of nominal power,
- Temperature protection of LED module (from overheating) in case of unintentional luminaire operation during the,
- Regulation of power / luminous flux – the option of setting another value than the catalogue in the range of 30-100% of nominal one,

## ACCEPTABLE QUANTITY OF LUMINAIRES ON ONE CIRCUIT

Overcurrent switches MCB type B or C

Luminaire	Typ	2A	4A	6A	10A	16A	20A	25A
ISKRA LED PROG	B	3	6	10	16	26	32	40
	C	3	10	16	27	44	54	67

Fuse – type gG and GL

Luminaire	2A	4A	6A	10A	16A	20A	25A
ISKRA LED PROG	1	10	19	25	50	69	97