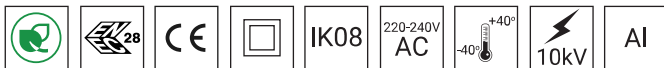




TECHNICAL DATA

Application	motorways and expressway, urban roads, residential roads (internal), pedestrians, parkings
Assembly	on extension arms with \varnothing 60 x 100 mm ending
Colour	inox / black
Ingress protection	IP 66 for the optical part and the driver
Optical system	PMMA optics, interchangeable LED module, PC-UV diffuser
Material	anodised aluminium alloy
Operating temperature range	from -40°C to +40°C
Expected useful lifetime	L90B10 - 100 000 h
CRI	>80
Inrush current	46A / 250 μ s
Input voltage frequency	50/60Hz
Power factor	\geq 0.95
Number of LED	24
Control system	Luminaire has the possibility to connect to an external control system via DALI interface (optionally via analog signal 1- 10V).



Code	Symbol	LED power	Luminaire power consumption	LED forward current	Colour temperature (CCT)	LEDs luminous flux ¹	Luminaire luminous flux ¹	Luminous efficacy ¹	Unit volume	Net weight
2223034/3/... ²	CUDDLE II LED 60	60 W	67 W	830 mA	3500 K	8500 lm	7350 lm	110 lm/W	0.024 m ³	5.2 kg

1) tolerance +/- 5% due to LEDs accuracy

2) symbol of chosen optical system eg. 2223033/6/T2 is CUDDLE II LED 48 5000K with T2 optical system

DIRECTIVES AND STANDARDS

DIRECTIVES: 2014/35/UE (Official Journal of the UE L 96/357 29.03.2014), 2014/30/UE (Official Journal of the UE L 96/79 29.03.2014), 2011/65/UE, 2009/125/EC

STANDARDS: -

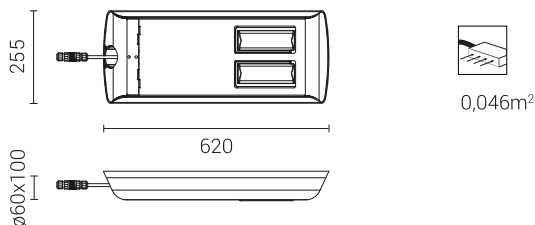
CHARGING DISCHARGE FROM THE LED LUMINAIRE HOUSING

In order to efficient discharge the electrostatic charge from the housing of LED fitting installed on the pole from dielectric material (non-conductive) one of the following solutions is required:

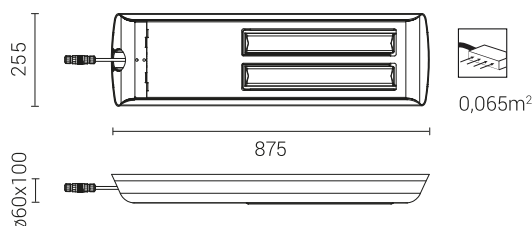
- functional grounding
- LED luminaire with an additional protection device

TECHNICAL DRAWING

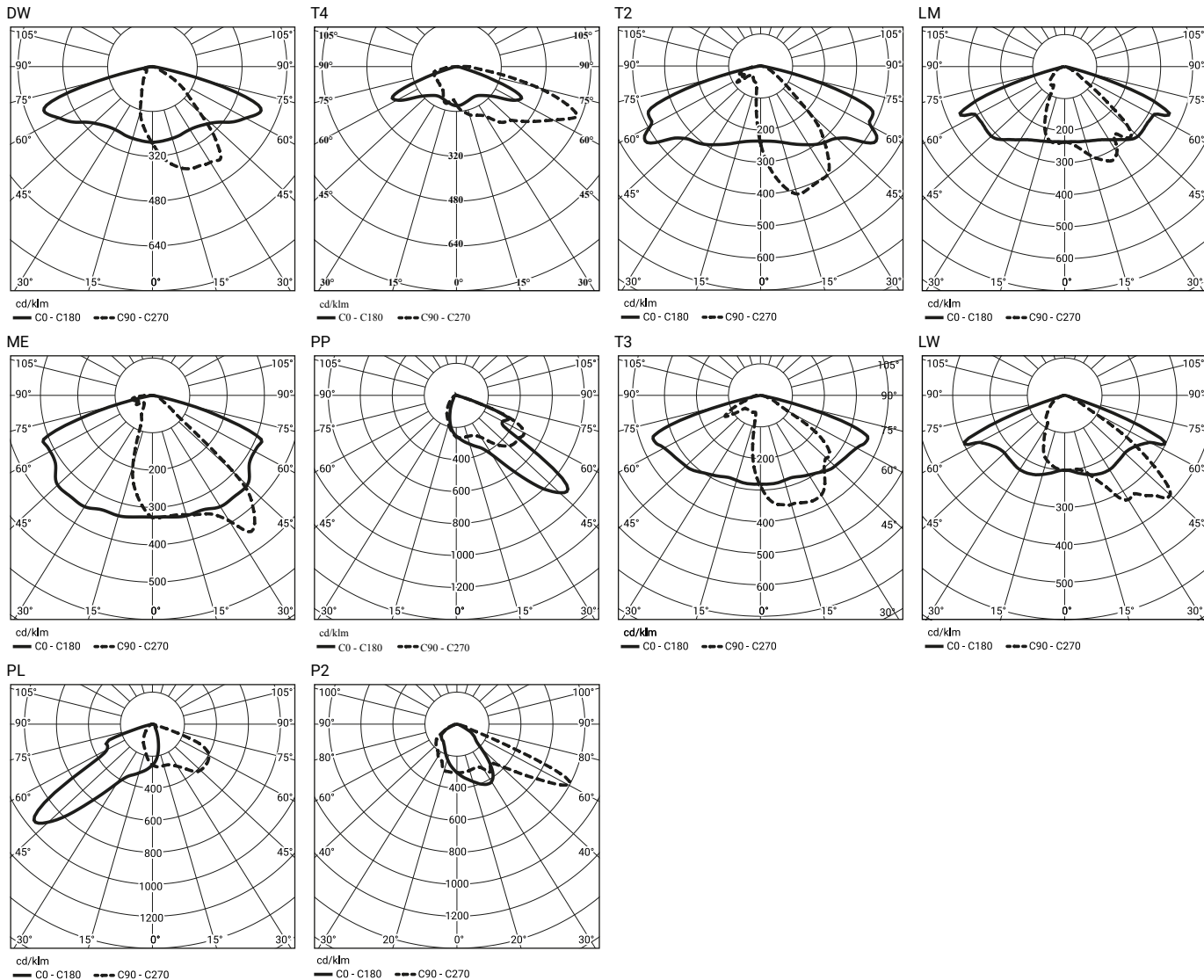
CUDDLE II LED 48W, 60W, 72W



CUDDLE II LED 96W, 120W, 144W, 192W



PHOTOMETRIC CURVES



POWER SYSTEM FUNCTIONS

Luminaire in standard has following functions of intelligent power supply:

- Connection to outside control system by DALI interface (operation of analog signal 1-10V as an option),
- Possibility of programming multistage dimming of luminaire, up to 5 intervals in the range of from 10 to 100% of nominal power,
- Temperature protection of LED module (from overheating) in case of unintentional luminaire operation during the,
- Regulation of power / luminous flux – the option of setting another value than the catalogue in the range of 30-100% of nominal one,

ACCEPTABLE QUANTITY OF LUMINAIRES ON ONE CIRCUIT

Overcurrent switches MCB type B or C

Luminaire	Typ	2A	4A	6A	10A	16A	20A	25A
CUDDLE II LED 48, 60, 72W	B	1	2	4	6	11	13	17
	C	1	4	6	11	18	22	28
CUDDLE II LED 96, 120, 144W	B	1	1	3	5	8	12	12
	C	1	3	5	8	13	16	20
CUDDLE II LED 192W	B	0	1	2	4	8	10	12
	C	1	2	4	6	13	16	18

Fuse – type gG and GL

Luminaire	2A	4A	6A	10A	16A	20A	25A
CUDDLE II LED 48, 60, 72W	1	2	11	19	30	38	47
CUDDLE II LED 96, 120, 144W	1	1	6	9	15	19	24
CUDDLE II LED 192W	0	1	4	7	12	15	19