

 *nanoXim*
CAREPASTE



WHITE PAPER
ENAMEL REMINERALIZATION

Effectiveness of nanoXIM•CarePaste on enamel remineralization

Enamel remineralization

The **mineralized tissues** found in the human body are composed mostly of **hydroxyapatite (HAp)**, a natural calcium phosphate ceramic that is abundant in bone and dentin (70%), and enamel (97%). **Tooth enamel** is the hardest tissue in the human body and is **made up of** building blocks of **HAp nanocrystals**, 40 nm in size. The tissue is acellular and, unlike bone, **cannot be repaired naturally** [1]. Therefore, the regeneration of the enamel surface represents a significant challenge.

Demineralization occurs when the mineral content of the teeth begins to wear away. This process can happen with the ingestion of acidic foods and drinks, but can also occur due to the metabolization of starches and sugars by oral bacteria [2, 3]. Consequently, the nano-hydroxyapatite ions are removed from its structure, destroying the enamel crystals. If demineralization continues over time, it can result in the formation of dental caries [4]. The latter represents a serious health problem that affects a significant portion of the world's population. Particularly, in the United States, only 10% of adolescents and young adults are caries-free. Caries continue throughout adulthood and more than 95% of adults suffer from caries on enamel and root surfaces [5].

These facts highlight the importance of remineralizing agents in dental hygiene. The chemical and structural similarity of nano-hydroxyapatite (nHAp) to enamel HAp makes it an excellent remineralizing agent. It deposits on the enamel surface and strongly binds to it, creating a new homogeneous surface layer (Figure 1) [6].

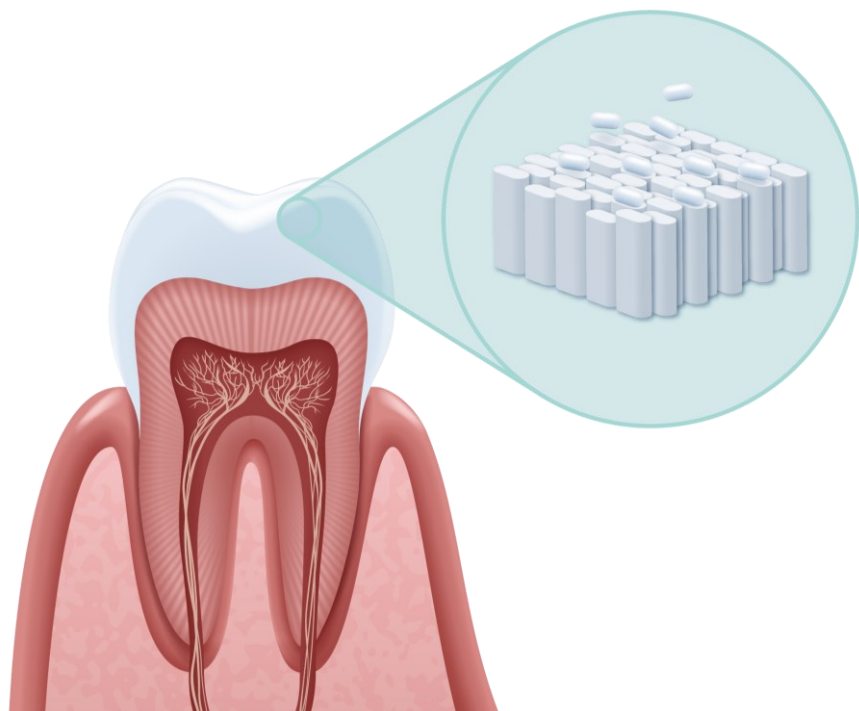



Figure 1: Nano-hydroxyapatite rod-shaped particles deposition on the enamel surface. A strong connection between the nanoparticles and the enamel is formed, originating a new remineralized layer.

nanoXIM•CarePaste

The nanoXIM•CarePaste is a nano-hydroxyapatite (nHAp) ingredient produced and marketed by FLUIDINOVA. This synthetic water-based suspension ingredient has been **specifically developed for oral care applications**, such as toothpastes, gels, mouthwashes, dental floss, and other oral care products (personal and professional use). Nano-hydroxyapatite is a calcium phosphate material widely accepted in dentistry and medicine due to its exceptional biocompatibility and bioactivity. Its excellent performance is related to its nanometer size, being very similar to natural teeth and bone. nanoXIM•CarePaste contains high-purity nanoparticles under 100 nm in size, being much smaller than the dentin tubules. Therefore, they can be easily integrated inside the tubules, blocking them and **reducing the pain associated with dental hypersensitivity**. In addition, nanoXIM•CarePaste is able to bind to the dentin apatite and tooth enamel. Consequently, a new apatite layer is formed, **remineralizing the enamel, protecting the tooth surface**, and **restoring its natural whiteness**.

Mode of action




1.

Dental hypersensitivity, a short and sharp pain, prevents us from drinking hot coffee, ice cream, or even an orange juice without feeling pain. The action of certain food and drinks (hot, cold, acidic) are considered aggressions to our teeth, resulting in the exposure of dentin tubules and the underlying nerves to the external environment (the dentin loses its protective covering).



2.

HAp has a great potential in the treatment of dental hypersensitivity, as it can be incorporated inside the dentin tubules. Consequently, these become sealed and pain is reduced.



3.

As a result, a new layer is formed, remineralizing the tooth enamel and protecting the tooth surface, preventing the appearance of new cavities and making it resistant to acid attacks of our favourite meals.



4.

The deposition of HAp on the enamel surface improves its smoothness for better light reflection, and consequently brighter and whiter teeth.

The effectiveness of nanoXIM•CarePaste has been confirmed in numerous studies

Study 1

The goal of this in vitro study was to evaluate the potential of VITIS Whitening toothpaste (Dentaid S.L., Spain) containing 3% of nanoXIM•CarePaste in the remineralization of the enamel and dentin [7].




Figure 2: A: demineralized enamel and dentine with orthophosphoric acid at 37%;
 B: remineralized enamel and dentine after four days of treatment with nHAp toothpaste, twice a day for 4 minutes;
 C: after treatment, specimens were placed in contact with Coca-Cola® (pH = 2.52) for four minutes, twice a day for four days.

- ✓ A four-day treatment with VITIS Whitening toothpaste (containing 3% nanoXIM•CarePaste) effectively remineralized the enamel and dentin after their previously demineralization with orthophosphoric acid;
- ✓ The remineralized effect was maintained even after a four-day treatment with Coca-Cola®.

Study 2

In the present study, it was compared the efficiency of four toothpastes in inhibiting demineralization adjacent to orthodontic brackets *in vitro*. The tested toothpastes were Aclaim (6.5% nanoXIM•CarePaste, Group Pharmaceuticals, India), Apagard (nano-hydroxyapatite, Sangi, Japan), Clinpro Tooth Crème (Tricalcium phosphate and fluoride, 3M ESPE) and Colgate Total (Fluoride, Colgate-Palmolive Company, India). For that purpose, stainless steel brackets were applied on healthy maxillary first premolars. After thirty-one days of daily treatment with each toothpaste, the brackets were removed and the teeth were observed under a polarized light microscope. The depths of demineralized enamel were measured in three different sites of gingival demineralized area: gingival margin, middle third and occlusal margin [8].

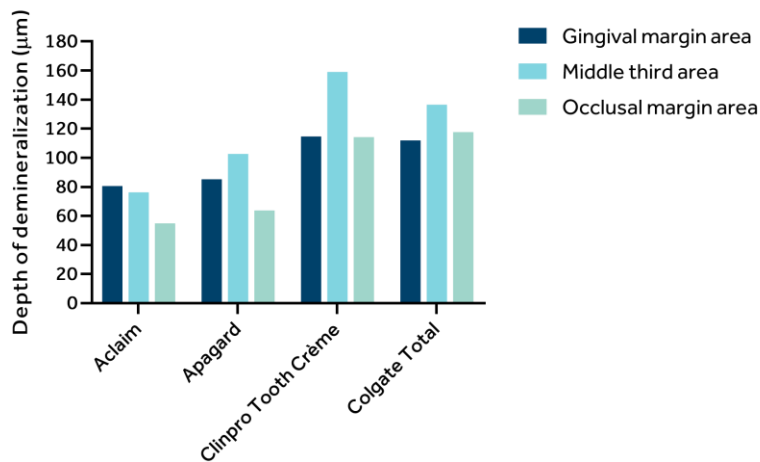


Figure 3: Site-specific comparison of depth of demineralization of each toothpaste tested. Lower values represent less demineralization.

- ✓ The Clinpro Tooth Crème and Colgate Total toothpastes were the less successful to inhibit enamel demineralization, in opposition to nano-hydroxyapatite-containing toothpastes;
- ✓ Comparing the two toothpastes that contain nano-hydroxyapatite (Aclaim and Apagard), Aclaim containing nanoXIM•CarePaste was more effective at reducing demineralized areas;
- ✓ The daily application of a toothpaste with nanoXIM•CarePaste provided higher protection against enamel demineralization in orthodontics.

Conclusion

The studies stated in this document evidence the **success of nanoXIM•CarePaste as an oral care ingredient, demonstrating excellent performance in enamel remineralization.**

nanoXIM•CarePaste achieves a higher rate of enamel remineralization than other commercial brands, and remains on the teeth even after washing. Moreover, research demonstrates the ability of nanoXIM•CarePaste to create a new and restored tooth surface.

References:

1. Group Pharmaceuticals Ltd. Aclaim® Product Notes, 2012.
2. Kanzow, et al. Quintessence international, 2016.
3. Ahmadi-Motamayel, et al. Journal of Dental Sciences, 2013.
4. Hicks, et al. Journal of Clinic Pediatric Dentistry, 2005.
5. García-Godoy, et al. The Journal of the American Dental Association, 2008.
6. Anil, et al. International Journal of Environmental Research and Public Health, 2022.
7. Soler Ollé A, et al. 49ª Reunión Anual SEPA, Barcelona, Spain, 2015.
8. Singh, et al. The Journal of Indian Orthodontic Society, 2017.



FLUIDINOVA, S.A.

Rua de Rosa Jácome Felgueiras 57, 4475-188 Maia

Phone: +351 22 011 9746 | Email: nanoxim@fluidinova.com