

12V 2A PSU in cabinet

System specifications

Cabinet construction	ABS plastic/ Powder coated metal
12V DC outputs	3
Double insulated PSU	Yes
Cable type	2 way plug UL
PSU type	Switch mode
ACU integration	Net2 Plus, Net2 classic, Net2 nano, I/O board

Electrical


Supply voltage input	100 - 240V AC (1.2A)
Output current	12V DC (2A)
Battery charging current	1A
Frequency	50 - 60Hz

Other hardware features

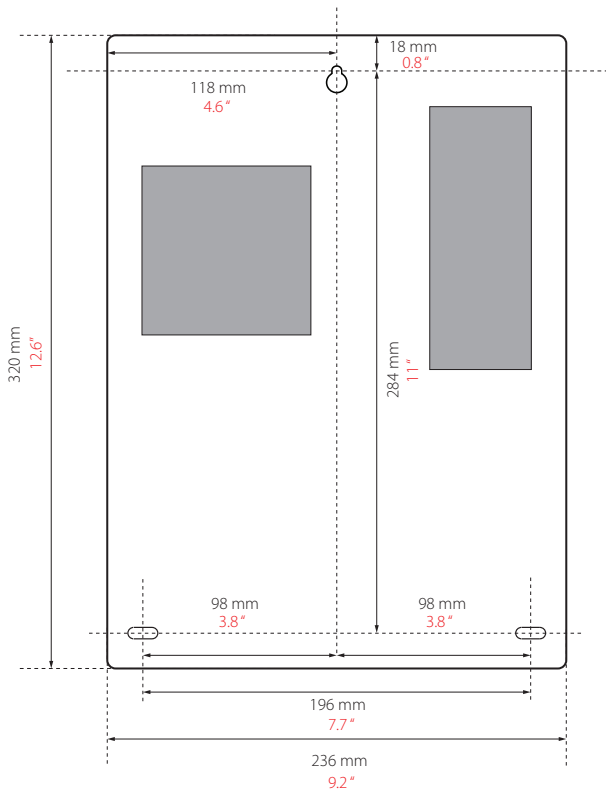
Mains failure warning	Yes
Removable rising clamp terminal blocks	Yes
Back up battery	Optional
Tamper switch	Yes
Fitting kit	Yes

Environment

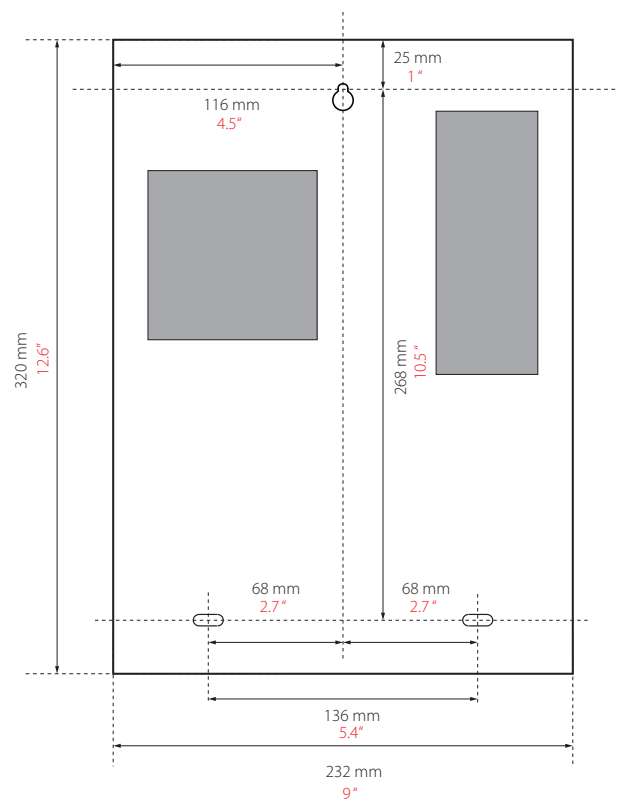

Operating Temperature	0°C - +45°C +32°F - +113°F
Moisture resistance	No - if used externally, it must be protected in a weatherproof housing
Vandal Resistance	Low



The 12V 2A Power supply unit is available in either a plastic or metal cabinet. The cabinet can house both the 12V 2A PSU and a Net2 or I/O ACU with the option to accommodate a 12V/7Ah back up battery if desired. A tamper switch is also installed which registers an alarm if the lid is opened when connected to an ACU or I/O board. Please note that the Net2 nano ACU and I/O board are not available for integration within the metal cabinet.



2A/12V DC power supply - Plastic cabinet 857-250



2A/12V DC power supply - Metal cabinet 857-693

Accessories and sales codes

2A/12V DC power supply	857-090	2A/12V DC power supply - Plastic cabinet	857-250
2A/12V DC power supply - Metal cabinet	857-693	Net2 Plus 1 door controller - 12V 2A PSU, Plastic cabinet	682-531
Net2 Plus 1 door controller - 12V 2A PSU, Metal cabinet	682-813	Net2 nano 1 door controller - 12V 2A PSU, Plastic cabinet	654-772
Net2 I/O board - 12V 2A PSU, Plastic cabinet	411-623		