
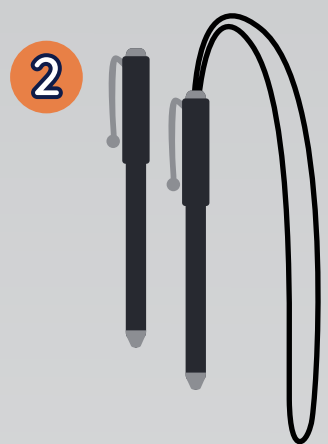



Included with your Talk Pad 10: Wego™ Edition




- 1 Power Supply Unit
- 2 Stylus (x2)
- 3 Device strap
- 4 Welcome folder



Smartbox family

 talktometechnologies.com

 877.392.2299

Hardware, Buttons, & Features



Power

Press and hold this button (plus a volume button on some models) to turn the device on or off.

Note: Press this button one time while the wego A is on to put it into "Sleep" mode. This feature will conserve battery life when the wego A is not in use.



Volume

Use these buttons to increase or decrease volume level.



Home

Swipe up from the bottom to view the Home screen.


Note: If your wego A model has a circular button to right of the screen, it will perform the same function.



Charging the Talk Pad 10: Wego Edition

Charge device and TTMT Speaker (SPKR) at night or when not in use. Please only use TTMT-approved chargers with your device.

Talk Pad 10: Wego™ Edition



Need help?



877.392.2299 Option 3



support@talktometechnologies.com



talktometechnologies.com