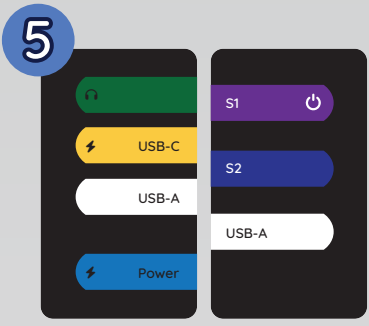
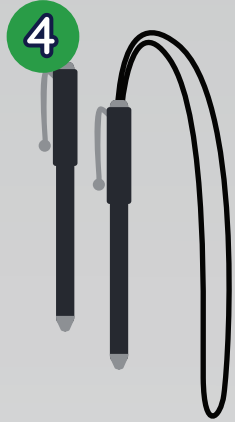
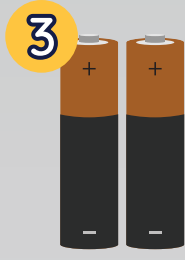



# Included with your Grid Pad™ 13 with eye gaze:




- 1 Power Supply (PSU)
- 2 Remote Power Button\*
- 3 2x AAA batteries
- 4 Stylus (x2)
- 5 Port labels
- 6 Welcome folder



Smartbox family

 [talktometechnologies.com](http://talktometechnologies.com)

 877.392.2299

# Hardware, Buttons, & Features



## Power

Press this button to turn on and off the device.



## USB Ports

Use ports for connecting accessibility options such as a mouse, keyboard, or switch interface.



## Headphone/Microphone

Audio input/output for sound feedback, voice and message banking and more.



## Volume

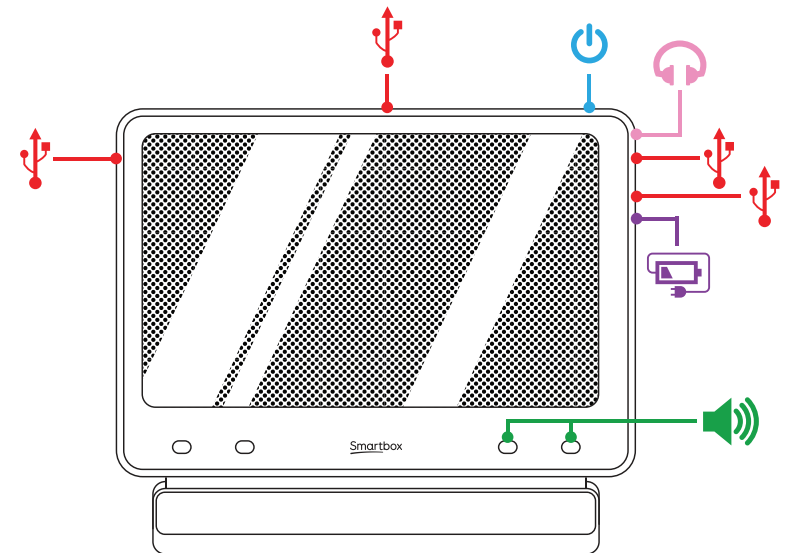
Press to adjust volume levels.



## Charging the Grid Pad 13

Charge device at night or when not in use.

Please only use TTMT-approved chargers with your device.



Grid Pad 13 with eye gaze

### Proper Positioning

The top of the device should be even with the top of the user's head. The device may be placed to the side, or tilted down if placed on a high table.

Vida™: approx. 19-33" (optimal distance 25")



Need help?



877.392.2299 Option 3



support@talktometechnologies.com



talktometechnologies.com