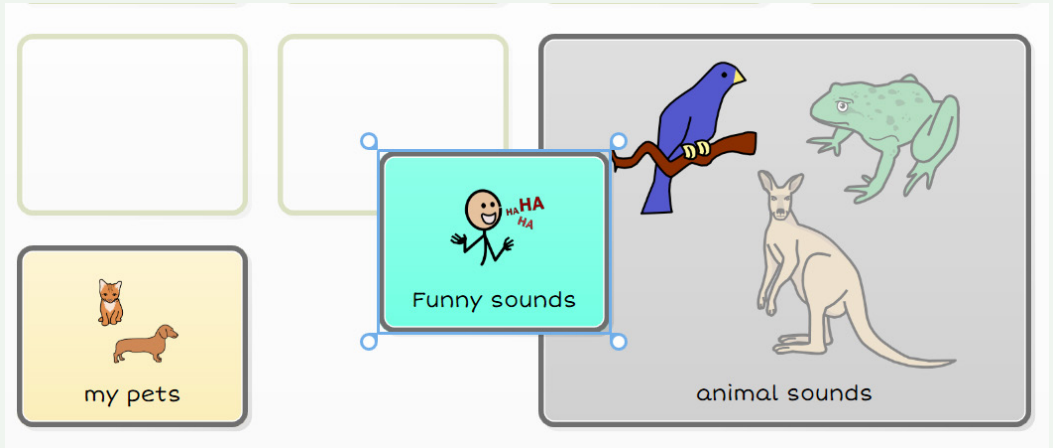



Moving a cell

In Edit mode, **click and drag** any cell to the desired location. The grid will automatically rearrange cells to make space if necessary.



To swap the location of two cells, **click** on one and drag it over the second.




★ Tip

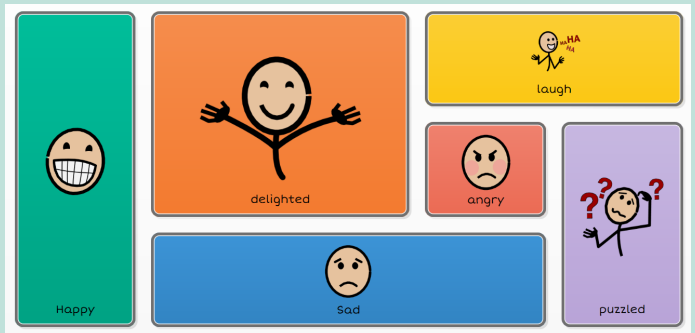
If you want to move or copy a cell to a different page, copy it to the clipboard (**right click** on the cell and **Copy**, or just press **Ctrl+C**), navigate to the desired page, select a new location, **right click** and **Paste** (or **Ctrl+V**).

Resizing a cell

When a cell is selected, handles will appear at each corner which can be dragged to resize.



Cells do not have to be square and can be sized to suit your needs.



★ Tip

Move any existing cells out of the way first to ensure they are not overwritten.