

Moa Light

Copyright © 2024 Bofred (Pty) Ltd



THE BEDROOM MOA LIGHT FEATURES A SWIVEL ARM, POWDER-COATED ALUMINIUM FRAME AND WALL-MOUNTED BRACKET.

Product Dimensions

Frame: 500m (Span) x 590 mm (H)

Lampshade: 200 mm (H) x 100 mm (Diameter)

Baseplate: 80 mm (W) x 19 mm (D) x 200 mm (H)

Weight: 2 kg

Wired unit includes 2000 mm black cord with light switch and plug.

Lightbulb not included - Recommended: E27 Fitting / LED 3W / Warm White

Material Shown

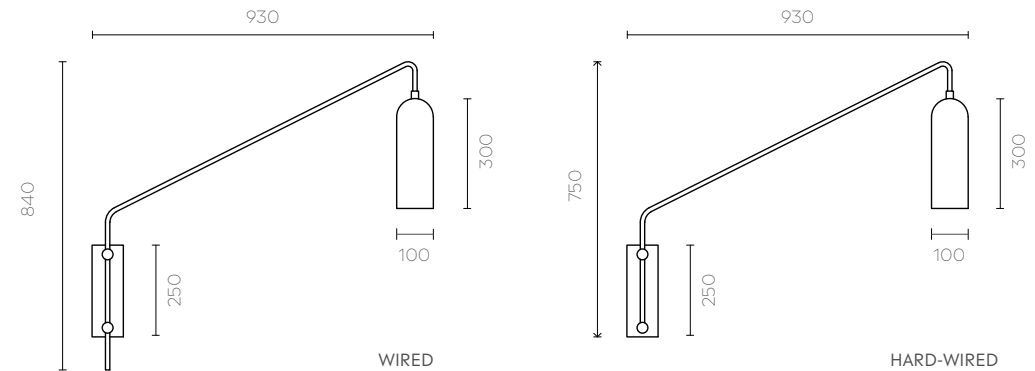
Textured black powder-coated aluminium - Wired unit

Material & Finish Options


Textured Powder-Coating: Black / White

Electrical: Wired / Hard-wired


Note: Lamps are manufactured and approved to meet the safety standards for use with 230 v electrical outlets (standard in Europe/Africa/Australasia). We are not able to adjust the wiring for US outlets - lamp will need rewiring.



Textured Black



Textured White



BOFRED

www.bofred.co.za | T. +27 72 629 4257 | E. info@bofred.co.za

Moa Light

Copyright © 2024 Bofred (Pty) Ltd

Materials Shown: Textured black powder-coated aluminium - Hard-Wired unit



Wired



Hard-wired



2000 mm black cord, light switch and plug included.

BOFRED

www.bofred.co.za | T. +27 72 629 4257 | E. info@bofred.co.za