

# Bask Dome Pendant Light

Copyright © 2024 Bofred (Pty) Ltd



THE BASK DOME PENDANT LIGHT DRAWS INSPIRATION FROM MIDDLE EASTERN ARCHITECTURE. CRAFTED FROM A BLEND OF SAND AND PLASTER COMPOSITE, THIS PENDANT IS ACCENTED BY SOLID BRASS FITTINGS.

## Product Dimensions

Lampshade: 200 mm (H) x 450 mm (Diameter)

Solid Brass Chain: 1500mm (L)

Weight: 5 kg

2000 mm White cord included.

Lightbulb not included - Recommended: E27 Fitting / LED 3W / Warm White

## Material Shown

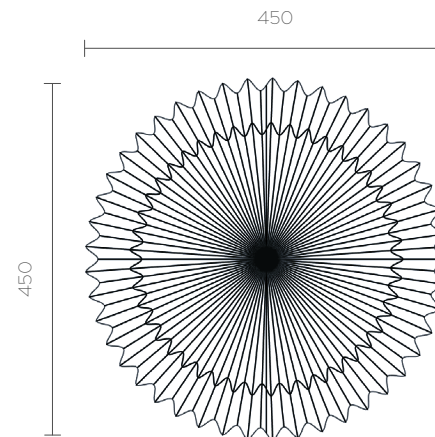
Shade: Sand-Plaster Composite Brass Chain: Brushed

## Material & Finish Options

Shade: Sand-Plaster Composite

Brass Chain: Polished / Brushed / Antique

*Each casting is manufactured in small batches. Slight variations will occur.*




*Note: Lamps are manufactured and approved to meet the safety standards for use with 230 v electrical outlets (standard in Europe/Africa/Australasia). We are not able to adjust the wiring for US outlets - lamp will need rewiring.*


Sand-Plaster



Polished Brass



Brushed Brass



Antique Brass



BOFRED

[www.bofred.co.za](http://www.bofred.co.za) | T. +27 72 629 4257 | E. [info@bofred.co.za](mailto:info@bofred.co.za)

# Bask Dome Pendant Light

Copyright © 2024 Bofred (Pty) Ltd

Materials Shown: Composite blend of Sand and Plaster, with Brushed Brass fittings



## Brass Fittings



Polished



Brushed



Antique

*Colours and weight of natural materials will vary.*

# BOFRED

[www.bofred.co.za](http://www.bofred.co.za) | T. +27 72 629 4257 | E. [info@bofred.co.za](mailto:info@bofred.co.za)