



**AgroCharger**[®]
HERBAL - CROP ENHANCER



PATENTED
NANO technology based
POISON-FREE &
CERTIFIED ORGANIC
solution to optimize fertilizer
inputs & enhance crop yields

PINAQ
REMEDIES

BRIEF OF THE PRODUCT



Agro Charger – Herbal is an organic crop growth enhancer. It is not a fertilizer. **Agro Charger – Herbal** significantly enhances the bioavailability of nutrients for plants & helps them better absorb the nutrients given by the farmer. It is very powerful for two reasons:


1. It is made from plants and applied to plants (Ayurvedic Sciences)
2. Its unbelievably small nano size (Quantum Electro-Mechanical Physics)

As a result, **Agro Charger – Herbal** significantly:

- Improves crop yield
 - ~ Bigger and better quality of fruits (size, colour and texture)
 - ~ More fruits / Increased yield (greater than 30%)
- Boosts innate immunity of the plants and crops
 - ~ Improves plant health, hardiness & vigour
- Significantly enhances nutritional values of yield - e.g. sugar (BRIX) & protein contents
- Strengthens plants to resist damage from cold weather & frost
- Optimizes fertilizer usage
- Accelerates plant growth to maturity
- Protects against insects & diseases, and controls pest infestations
- Enhances root follicles and increases root branches (robust root system)
- Lengthens post-harvest produce shelf-life
- Increases efficiency of water uptake & ensures even wetting
 - ~ Comparatively less water needed to grow plants

METHOD OF APPLICATION


For Foliar Spraying



Mix 2mL of Agro Charger-Herbal per 1L of non-chlorinated water.



Using a regular foliar spray, electrostatic spray or power spray, liberally spray the crops/plants with the mixture.



Ensure that the crops/plants are thoroughly wetted (i.e. from the above and below).



Repeat this application once every 2 to 3 weeks as per the crop.

For best results, mix a fresh batch every time, just prior to use.


Avoid spraying during the flowering stage and do not spray directly on flowers.

Agro Charger - Herbal can be mixed with other fertilizers and non-ionic spreaders.



METHOD OF APPLICATION

For the Drip System/Drenching



Mix 2mL of Agro Charger-Herbal for every 1L of non-chlorinated water in tank.



Spread the mixture to the crops/plants via drip systems as per usual.



Repeat this application every 2 to 3 weeks as per the crop.

For best results, mix a fresh batch every time, just prior to use.

Agro Charger - Herbal can be mixed with other fertilizers and micronutrients.



PRODUCT BENEFITS

- Does **not** contain any volatile organic compounds that may cause user (farmer/sprayer) any harm
- Non- toxic
- Readily bio-degradable (zero residue)
- Pesticide residue free
- Non-carcinogenic
- Environment friendly
- Non-flammable
- Does **not** contain irritating fumes or odour
 - ~ Very safe for the farmers and sprayers
- Non-mutagenic
- Non-genotoxic
- Herbal and Certified Organic
- Cost saving
- Very safe and bio-compatible
- Contains ingredients that are:
 - ~ GRAS (Generally Regarded As Safe)
 - ~ EAFUS (Everything Added to Foods in the USA)
 - ~ NOAEL (No Observed Adverse Effect Level)

CERTIFICATION



ASSOCIATE



Corporate office :
Pinaq Remedies (India) Pvt. Ltd.
205-206 Orbit Plaza,
Near Vivekananda Statue,
Dr. Yagnik Road,
Rajkot – 360 001.
Gujarat, INDIA
T : +91 90990 50510
E : info@shuklaashar.com
W : www.pinaqremedies.com
(Formerly: Shukla Ashar Impex Pvt. Ltd.)

