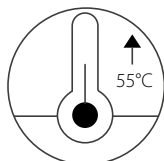


Smart Heated Brace

A Welcome Guide

Product Description

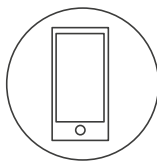
The Vulpés Smart Heated Brace was developed for pain relief, relaxation and promoting healing. The smart heated brace provides precise heating support with the tailored graphene heating pad which can be applied for the wrist, joints, ankle, knee, elbow and other muscle-related areas.



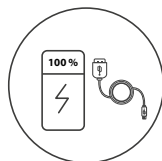
Electrically heated



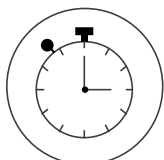
Graphene- Tech



Smart Phone
Controlled




Controlled with
powerbank or
SD Cable



Auto-Timer



Skin friendly and
soft material



Ergonomic



Hand wash



The Vulpés Smart Heated Brace can be used to support different conditions.



Pain Relief



Recovery




Joint Stiffness



Pre-Activity Warm-Up



Muscle Relaxation

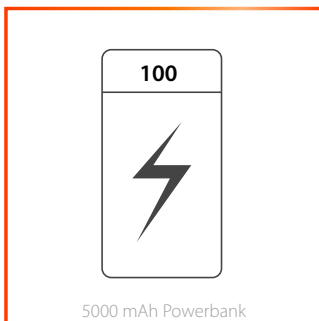
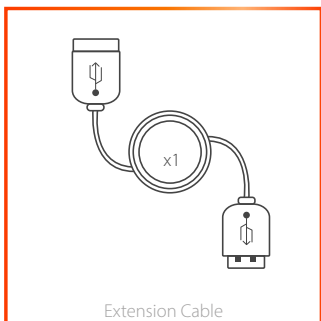
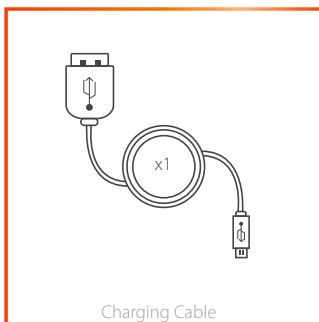


Arthritis Symptoms*

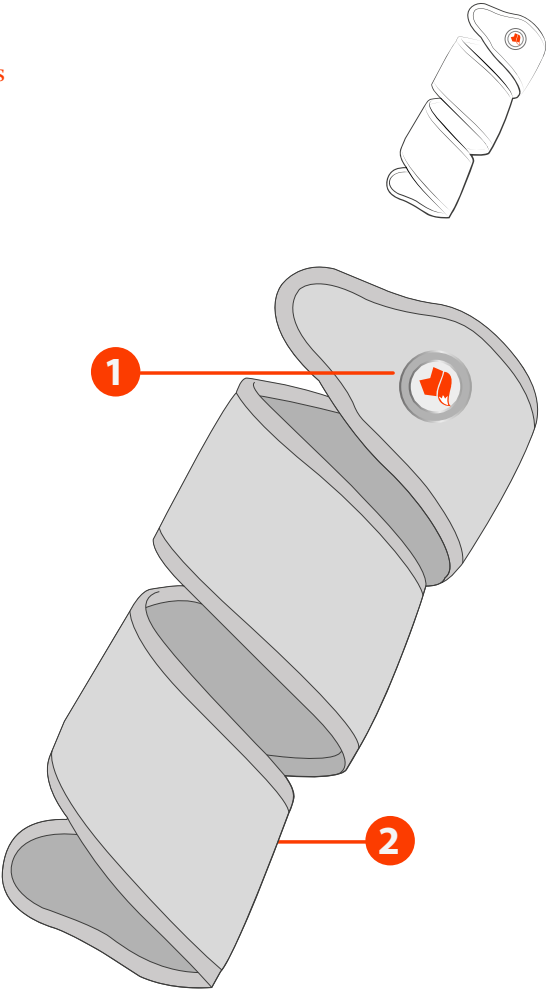
The Vulpés Smart Heated Brace is not a “medical product”. It is not promising any cure for illnesses or diseases. Please contact the healthcare personnel for medical advice or treatment options.

APPLICATIONS

WHAT'S IN THE BOX ?



* Vulpés Smart Heated Brace Size : 103 cm

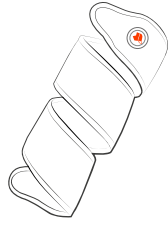


1

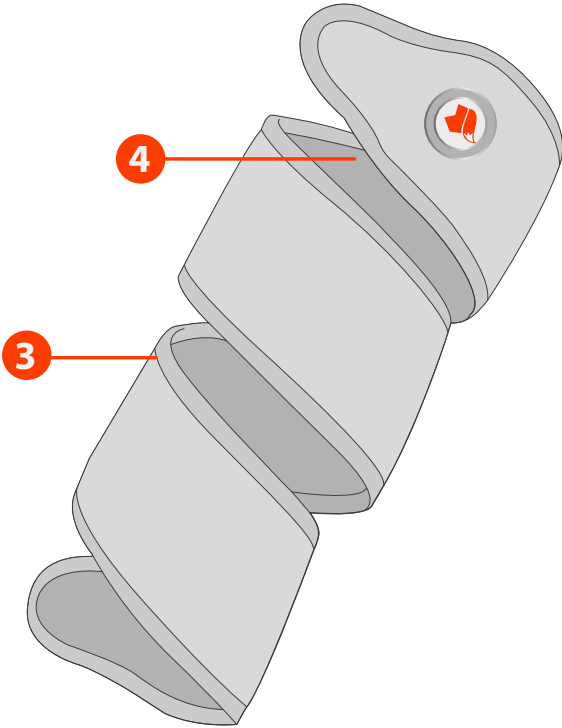
Wireless, 3 mode controller

2

Battery pocket with integrated USB cable



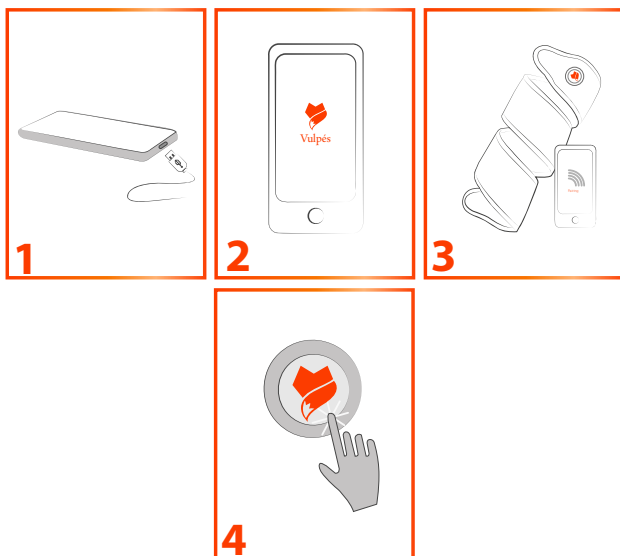
PRODUCT




3 Skin Friendly and Soft Material

4 Heating Area

SET-UP



- 1** Plug in the 5V / 2A power bank to the USB plug which is located in the pocket powerbank or the extension cable.
Note: Please make sure before the activation of the smart heated brace that the powerbank is turned on. Some powerbanks turn off automatically after 30 seconds in case the belt has not been activated.
- 2** Download and install the Vulpés Smartwear mobile application from the Apple App Store or from the Google Play Store.
- 3** Pair your brace with the mobile application by following the steps inside the app.
Note: You have the option to control the heating settings via 3. Smartphone, 4. Button
- 4** Press the controller to activate the heating settings. Push the controller button to adjust the desired heating state for **low (yellow)**, **medium (orange)** and **high (red)**. 

USE



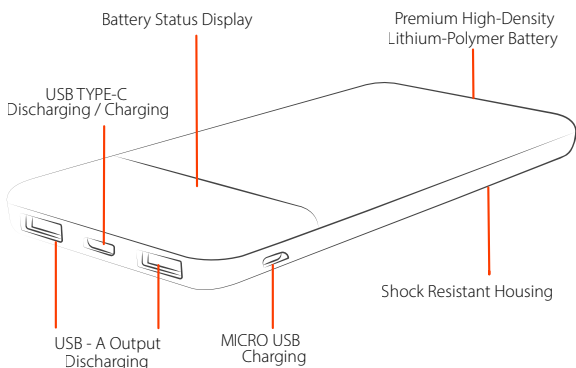
The Vulpés Smart Heated Brace can be used at wrist, elbow, arm, knee, ankle and other body areas



The Vulpés Smart Heated Brace can be used mobile with the Powerbank

USE

POWER BANK



Battery Status Display



Light-weight



High-efficient



High safety



Lithium Polymer Battery



Shock resistant

SAFETY FEATURES



Temperature protection



Overload and short-circuit protection



Input over-voltage protection



Short-circuit protection



Overcharge and over-discharge protection



Output over-current protection



Reset protection



Input anti-reverse protection



Output over-voltage protection

SPECIFICATIONS

Battery type Lithium Polymer

Input Micro USB DC 5.0V / 2.0 A
USB Type C DC 5.0V / 2.4 A

Capacity 5000 mAh

Output USB Type A DC 5.0V / 3 A
USB Type C DC 5.0V / 2.4 A

Net weight 110 g

Dimensions 100 x 63.3 x 13.5 mm



The product may not be used by people with reduced sensitivity to heat by individuals who might be vulnerable to injuries.

(e.g. diabetics, persons with skin changes related to illness or persons with scarred skin in the area where the pad is to be applied, after taking any pain-relieving medication or alcohol)

This product is not a “medical product”. It is not promising any cure for illnesses, diseases. Please contact the healthcare personnel for medical advice or treatment options.

People who experience any discomfort while wearing the Vulpés Brace, must remove the brace immediately and seek medical advice before resuming the use of the brace.

People who have skin allergies to synthetic, rubber or plastic materials that may be found in the brace, should monitor carefully their skin each time the brace is worn. In the event any irritation of the skin occurs, immediately stop wearing the brace, and seek medical advice.



Cleaning: Please switch off the device before cleaning and remove the powerbank from the pocket. Please clean the device only by hand. Before you again attempt to use the thermal system, it must be completely dried out. During the drying process please prevent any contact with heaters.

Please prevent general contact with water during the operation.



Children: Warning! Keep out of the reach of children. Do not allow children to play with devices or accessories.



Power Bank: Please use always the **5V/2A power bank** output port. By using output ports with higher voltage you damage the control system permanently.

Vulpés Power bank Description, Function and Intended Use:

The product is made for charging or operating mobile devices and Vulpés specific products running with 5 V DC. The Power Bank comes with integrated Lithium Polymer battery, operating as energy storage.

We recommend to use Vulpés Powerbanks or powerbanks from brand suppliers. **Please carefully check the instructions of 3rd party powerbanks before using in connection with the Vulpés brace.**

IMPORTANT

Note: In case of any issues with the product please contact the Vulpés team or your local distributor.



Maintenance and Care: In case of disfunction please let a professional do the maintenance and repair work. Please only use a dry and soft cloth for cleaning. Do not use detergents and chemicals.



Safety Instructions - Please do not do following aspects:

Do not modify product, product parts or accessories.

Do not open the housing.

Avoid extreme conditions, such as extreme heat, direct sun light, as well as micro waves, vibrations and mechanical pressure.

Do not throw into fire.

NEVER let the product unattended when in use!

Do not short-circuit ports and circuits.

Dispose leaked, deformed or corroded by appropriate protectives.

Do not use in explosive ambiance.

When not using for longer time, charge every 3 months to keep the capacity.



Material damage by improper use: Compare the specifications of product, power supply and peripherals. These must be identical. Use product, product parts and accessories only in perfect condition.



Storage: Please handle the device with care and keep it in a clean and dust-free place. **Please do not expose it to flames, drop, throw or try to bend or cut** the product.

Please do not attempt to repair any electrical brace part or component. This will void the warranty and can result in temperature control malfunctions, which may cause minor to severe burning.

Please do not cut or amend the product. This will void the warranty and can affect the function of the product.

Please do not cut the brace and keep it away from sharp objects. A cut of the brace can damage the product. In case the brace has been cut by accident please remove the product from the body and do not use it again.

IMPORTANT



Power-off: Please make sure that the device is in the off state when worn overnight and switch it off before falling asleep.

Users should be aware that different environmental conditions including high or low temperatures can change the characteristics of the brace and may reduce the performance as well as the battery runtime.

Please do not activate the powerbank and the Vulpés brace in frozen state.



Recycle: According to the European WEEE directive, electrical and electronic equipment must not be disposed with consumers waste. Its components must be recycled or disposed apart from each other. Otherwise, contaminant and hazardous substances can pollute our environment. As a consumer, you are committed by law to dispose electrical and electronic devices to the producer, the dealer, or public collecting points at the end of the devices lifetime for free. Particulars are regulated in national right. The symbol on the product, in the user manual, or at the packaging alludes to these terms. With this kind of waste separation, application, and waste disposal of used devices you achieve an important share to environmental protection. **WEEE No. 28527803**



Our Warranty: Subject to the conditions of this Limited Warranty, Vulpés warrants this Product to be free from defects in design, material and workmanship at the time of its original purchase by a consumer. This Limited Warranty will last for a period of one (1) year as from the original date of purchase of the Product.

Please be aware that given the physio-chemical state of the Lithium-Polymer technology, the battery runtime might decrease after a specific time of use. The higher usage intensity accelerate the battery degradation process. **For the powerbank Vulpés does not provide any company warranty.**

For further details please visit the Vulpés website
<https://www.vulpes-smartwear.com>